

# THE LEADING BIOTECH VENUE IN EUROPE

## NYSE Euronext: the leading biotech venue in Europe

With a market capitalisation of €5.1 billion, NYSE Euronext regulated markets and NYSE Alternext are the Eurozone's leading markets for biotech companies. A total of 34 companies are listed, making it the largest biotech peer group in Continental Europe.

In this fast-growing and innovative sector, biotech companies seek tailored, representative markets to help them access much needed growth opportunities. Increasingly, they are finding this support at NYSE Euronext, as shown by the number of new listings in recent years.

NYSE Euronext's biotech market continues to outperform its European counterparts in terms of capital raised and number of listings. The biotech companies listed on NYSE Euronext and NYSE Alternext have raised a total of over €1.0 billion at IPO, while €1.4 billion has been raised in secondary offerings, proving that NYSE Euronext also offers biotech companies strong financing opportunities once they are listed.

### Good reasons to list biotech companies on NYSE Euronext's markets

- a truly pan-European market with a wide range of institutional and retail investors
- an extensive pool of foreign investors
- an increased interest from US investors as a result of the merger with NYSE
- a strong biotech peer group, enhancing investors' expertise and analyst coverage
- visibility provided by NYSE Euronext's dedicated efforts and its know-how of the biotech environment
- access to Euro currency
- the Next Biotech index, providing opportunities to track and benchmark company performance against other biotech companies and other sectors.

### NYSE Euronext and NYSE Alternext: two specific markets for biotech

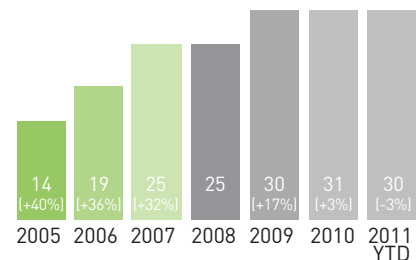
The European markets of the first trans-Atlantic exchange group include the regulated NYSE Euronext market – the primary market in the Euro zone for large and medium-sized companies – and NYSE Alternext, a pan-European market designed specifically for domestic and international small and mid-sized companies. NYSE Alternext's streamlined listing requirements are particularly adapted to biotech companies. Currently 15 biotech companies are listed on the regulated markets of NYSE Euronext and 9 on NYSE Alternext

### NYSE Euronext's transatlantic biotech offer:

NYSE Euronext has developed a range of services aimed specifically at the biotechnology industry, including:

- sponsorship of key events aimed at the biotech community, providing valuable networking opportunities
- creation of the first pure European Biotech index
- dedicated events to encourage meetings between investors and executives of NYSE Euronext biotechnology companies.

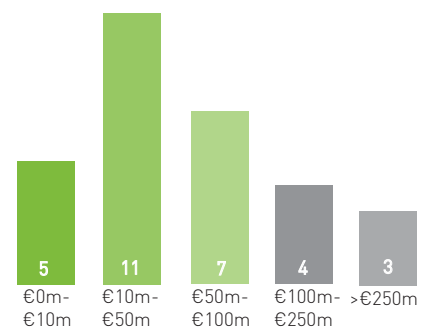
### Number of Listed Biotech Companies



Note: Biotech status based on ICB subsector 4573 – Biotechnology and related biotech activities such as Nicox, Novagali Pharma and Eurofins Scientific.

\* M&A-related delistings of Isotis in July 2007, Innogenetics in December 2008 and Movetis in November 2010.

### Biotech Companies by Market Cap



Data as of October 2010.

## Contact details

### Amsterdam

Anne-Louise van Lynden Sandenburg  
[alvanlynden@nyx.com](mailto:alvanlynden@nyx.com)

### Brussels

Alain Baetens  
[abaetens@nyx.com](mailto:abaetens@nyx.com)  
Hans Leufkens  
[hleufkens@nyx.com](mailto:hleufkens@nyx.com)

### Lisbon

Pedro Wilton  
[pwilton@nyx.com](mailto:pwilton@nyx.com)

### Paris

Alain Baetens  
[abaetens@nyx.com](mailto:abaetens@nyx.com)  
François Houssin  
[fhoussin@nyx.com](mailto:fhoussin@nyx.com)  
Marc Lefèvre  
[mlefevre@nyx.com](mailto:mlefevre@nyx.com)  
Nicolas-Gaston Ellie  
[ngellie@nyx.com](mailto:ngellie@nyx.com)  
Stéphane Laskart  
[slaskart@nyx.com](mailto:slaskart@nyx.com)

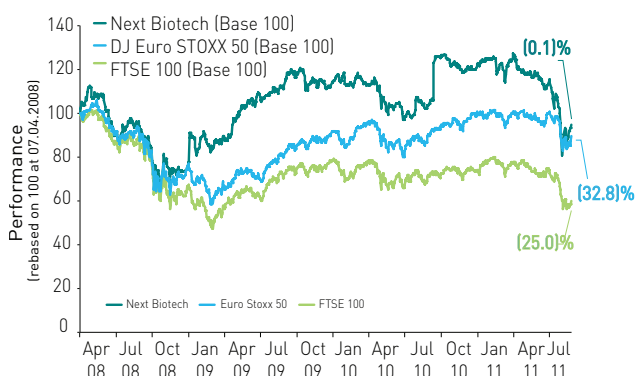
### Next Biotech: an index dedicated to biotech companies

NYSE Euronext launched its all share pan-European biotech index in April 2008. It is an index designed to increase visibility and support the development of the European biotech sector. Next Biotech is the first Euro zone biotech index and the world's only index composed solely of biotech companies as defined by the ICB sector classification. The index comprises all biotech companies listed on European regulated markets of NYSE Euronext, as well as NYSE Alternext, weighted by their full market capitalisation, and is calculated every day on the basis of closing prices.

The Next Biotech index enables investors, fund managers and issuers to track the performance of the biotech sector at the European level.

### Performance of Next Biotech, DJ Euro Stoxx and FTSE 100 since 7 April 2008

Biotech outperformed European blue chip indices.



### Next Biotech index includes all biotech companies listed on European regulated markets of NYSE Euronext, as well as NYSE Alternext

#	NAME	MARKET	COMPARTMENT	MARKET PLACE	LISTING DATE	MONEY RAISED AT IPO (€M)	MONEY RAISED THROUGH FOLLOW-ONS (€M) <sup>1</sup>	MARKET CAP (€M - AS OF 31/10/2010)
1	AB SCIENCE	EURONEXT	B	Paris	26/04/2010	31.6	-	231.7
2	ABLYNX	EURONEXT	B	Brussels	07/11/2007	85.2	51.6	273.5
3	AMT HOLDING	EURONEXT	C	Amsterdam	20/06/2007	55.7	14.3	17.9
4	CELLECTIS	ALTERNEXT		Paris	06/02/2007	24.4	22.0	80.0
6	CRYO SAVE GROUP	EURONEXT	C	Amsterdam	22/10/2009	-	-	43.1
7	DEVGEN	EURONEXT	C	Brussels	07/06/2005	34.5	104.9	114.6
8	EXONHIT.	ALTERNEXT		Paris	17/11/2005	3.6	25.0	47.4
9	FORNIX BIOSCIENCES	EURONEXT	C	Amsterdam	26/10/1999	-	-	4.7
10	GALAPAGOS	EURONEXT	B	Brussels/ Amsterdam	06/05/2005	22.0	70.6	162.9
11	GENFIT	ALTERNEXT		Paris	19/12/2006	15.0	7.4	36.3
12	GENOWAY	ALTERNEXT		Paris	04/05/2007	6.2	-	16.1
13	HYBRIGENICS	ALTERNEXT		Paris	17/12/2007	6.2	2.7	16.0
14	INNATE PHARMA	EURONEXT	C	Paris	31/10/2006	33.7	24.3	63.7
15	INTEGRAGEN	ALTERNEXT		Paris	18/06/2010	6.7	-	30.2
16	IPSOGEN	ALTERNEXT		Paris	10/06/2008	11.8	1.9	62.3
17	MDXHEALTH	EURONEXT	C	Brussels/ Amsterdam	27/06/2006	25.3	18.8	25.9
18	NEOVACS	ALTERNEXT		Paris	21/04/2010	10.0	8.0	60.7
19	OCTOPLUS	EURONEXT	C	Amsterdam	04/10/2006	18.7	14.0	26.4
20	ORAGENICS	ALTERNEXT		Brussels	15/12/2008	-	-	9.1
21	PHARMING GROUP	EURONEXT	C	Brussels	01/06/1999	-	59.0	63.7
22	THROMBOGENICS	EURONEXT	B	Paris	07/07/2006	38.5	154.0	573.7
23	TIGENIX	EURONEXT	C	Paris	22/03/2007	46.1	22.9	62.0
24	TRANSGENE	EURONEXT	B	Paris	26/03/1998	55.8	366.7	316.6
25	VIVALIS	EURONEXT	B	Paris	28/06/2007	46.4	30.0	139.8
<b>TOTAL</b>						<b>EUR 577.4M</b>	<b>EUR 998.1M</b>	<b>EUR 2,478.3M</b>

<sup>1</sup> Follow-on transactions excluding private placements and convertibles. Source: NYSE Euronext, Bloomberg and Dealogic as of October 2012

#### Disclaimer

NYSE Liffe is the brand name of the derivatives business of NYSE Euronext, comprising the derivatives markets in Amsterdam, Brussels, Lisbon, London and Paris; and the futures markets in the U.S. Neither NYSE Euronext, nor its servants nor agents, is responsible for any errors or omissions contained in this publication. This publication is for information only and does not constitute an offer, solicitation or recommendation to acquire or dispose of any investment or to engage in any other transaction. Those wishing either to trade in any products available at NYSE Liffe or to offer and sell them to others should consider both their legal and regulatory position in the relevant jurisdiction and the risks associated with such products before doing so. Potential users of NYSE Liffe contracts should familiarise themselves with the full contract specification of the product concerned and any associated information. LIFFE CONNECT® is a trademark of LIFFE Administration and Management and is registered in Australia, Hong Kong, Singapore, the United States, Japan, the United Kingdom and as a European Community Trademark.

**www.nyx.com**

©2012 NYSE Euronext All rights reserved

EU-13199/1207