Euronext Securities - Settlement

Service Description Document

~~JUNE~~ SEPTEMBER 2026

V 1.7~~6~~

EURONEXT SECURITIES

Table of contents

1. Introduction 6
2. General information 8
2.1 General principles 8
2.2 Other documentation 8
2.3 Roles in settlement ..... 10~~9~~
2.4 Connectivity options ..... 11~~10~~
2.5 Types of settlement ..... 12~~11~~
2.6 Securities eligible for settlement ..... 13~~12~~
2.7 Currencies eligible for settlement ..... 14~~13~~
2.8 Types of settlement instruction ..... 15~~14~~
2.9 Settlement transaction types ..... 16~~15~~
2.10 Settlement instruction references ..... 17~~16~~
3. Life cycle of settlement instructions ..... 19~~18~~
4. Registration of settlement instructions ..... 21~~20~~
4.1 Settlement messages ..... 21~~20~~
5. Validation ..... 22~~21~~
5.1 General principles on validation ..... 22~~21~~
5.2 Technical validation ..... 22~~21~~
5.3 Business validation ..... 23~~22~~
6. Matching ..... 29~~28~~
6.1 General principles on matching ..... 29~~28~~
6.2 Matching in T2S ..... 29~~28~~
6.3 Messages upon matching ..... 34~~33~~
7. Allegement ..... 35~~34~~
7.1 Allegement process ..... 35~~34~~
8. Realignment – settlement between CSDs ..... 38~~37~~
8.1 CSD links ..... 38~~37~~
9. Settlement ..... 41~~40~~
9.1 Settlement processing in T2S ..... 41~~40~~
9.2 Posting ..... 41~~40~~
9.3 Optimising ..... 45~~44~~
9.4 Recycling ..... 52~~51~~

EURONEXT SECURITIES

10. Conditional Securities Delivery 5453
10.1 CoSD overview 5453
10.2 Settlement in non-T2S currency 5655
10.3 External CSD settlement 6258
11. Collateral and pledges 6359
11.1 T2S auto-collateralisation 6460
11.2 Registration of settlement restriction 7066
11.3 Euronext Securities Copenhagen – Collateral and pledge facilities .. 7672
12. Linked instructions 7975
12.1 CSD Participant linked instructions 7975
12.2 T2S linked instructions 8076
13. Settlement instruction maintenance 8177
13.1 Settlement instruction amendment 8177
13.2 Settlement instruction hold/release 8379
13.3 Settlement instruction cancellation 8884
14. Third-party settlement notifications 9288
14.1 Liquidity messages 9288
14.2 Copy Messages 9389
15. Euronext Securities CSD specific use cases 9490
15.1 Euronext Securities Copenhagen 9490
16. Operational day management 9591
16.1 Platform availability 9591
16.2 T2S schedule 9591
16.3 Sveriges Riksbank schedule 9894
16.4 Euronext Securities schedule 9995
16.5 Statements 10096
16.6 Notification on operational day status 10197
Appendix A - ..... Glossary 10399
Appendix B -T2S Market Specific Restriction Rules 108104
B.1. CoSD rules 108104
Appendix C -Flow diagrams 109105
C.1. Scenario 1: RvP settlement instruction, successful validation, matching and full settlement 109105
C.2. Scenario 2: RvP settlement instruction, with allegement 110106

EURONEXT SECURITIES

Scenario 3: RvP settlement instruction resulting in allegement, cancellation and allegement cancellation ..... **111~~107~~**

C.3. Scenario 4: RvP settlement instruction with settlement cancellation before matching ..... **112~~108~~**

C.4. Scenario 5: RvP settlement instruction with settlement cancellation after matching ..... **113~~109~~**

Change log

Date of Update	Version no.	Chapter	Short description
22/10/2025	1.4	Chapter 2.3	Update on Role definitions
		Chapter 2.10.1	UTI Reference – field correction
		Chapter 10.2.2.1	Cash Settlement at Sveriges Riksbank - details
10/11/2025	1.5		Change log
30/06/2026	1.6	Chapter 11.3, Chapter 14	Clarifications in chapter 11.3, New chapter 14 on third-party notifications.
	1.7	Chapter 5.3.1.2, Chapter 10.2, Chapter 11.3	Removal of restriction on securities with turnover limitation. Updated chapter on SEK settlement, Clarifications in chapter 11.3.

1. Introduction

Settlement services allow the completion of a securities transaction where it is concluded with the aim of discharging the obligations of the parties to that transaction through the transfer of cash, securities, or both.

This Service Description Document (SDD) provides details regarding the future settlement platform, which will be used commonly by the securities settlement systems of each Euronext Securities (ES) CSD:

- Euronext Securities Athens, S.A.~~Hellenic Central Securities Depository S.A.~~ (Euronext Securities Athens)
- VP Securities A/S (Euronext Securities Copenhagen)
- Monte Titoli (Euronext Securities Milan)
- Verdipapirsentralen ASA (Euronext Securities Oslo)
- Interbolsa (Euronext Securities Porto)

The Settlement SDD also highlights local specificities, as necessary, in accordance with the several phases of the implementation plan. Consequently, this document will include complementary references to Euronext Securities Copenhagen, as the first Euronext Securities CSD to migrate by 2028.

This document reflects the status of the initiative as of June 2026 and may be subject to further amendments based on continuing discussions with clients, regulatory changes, and future detailed processes definition. Any amendment to the document will be properly communicated to our clients. Euronext Securities' clients will also be updated about the progress of the initiative and the impact it will have on them throughout the project. Updates will be provided through a new version of the document, highlighting the main changes.

This publication is for information purposes only and is not intended to serve as professional advice or a recommendation to engage in business activities with Euronext. This publication should not be considered a final commitment for the future provision of specific services or products and represents the views of Euronext at the time of publication and may be subject to change or modification at any time without notice. This publication is provided without representation or warranty of any kind. Whilst all reasonable care has been taken to ensure the accuracy of the content, Euronext does not guarantee its accuracy, completeness, or suitability for any purpose of any kind. The information presented in this publication should not be construed as endorsement or recommendation of specific services or strategies. Decisions made based on the content of this publication is the sole responsibility of the recipient and Euronext disclaim any liability for actions taken or not taken as a result of reliance on the information presented. Euronext will not be held liable for any loss or damages of any nature arising from or in connection with using, trusting or actions taken or not taken in reliance on the information presented. No information set out or referred to in this publication shall be

interpreted as a contractual obligation or form the basis of a contract. All rights and interests in or connected with this publication shall vest in Euronext or the third-party owner. No part of it may be redistributed or reproduced in any form without the prior written permission of the legitimate owner.

By accessing and reading this publication, the recipient acknowledges and agrees to the terms of this disclaimer. Euronext refers to Euronext N.V. and its affiliates. Information on trademarks and intellectual property rights of Euronext can be found at www.euronext.com/terms-use.

2. General information

2.1 General principles

The settlement services are operated through the T2S platform.

Any specific process which cannot solely rely on T2S functionality will use the Euronext Securities platform and may be restricted to Indirectly Connected Participants (ICP) unless stated otherwise.

2.2 All time references in this document are in Central European Time (CET) and should be understood to refer to Central European Summer Time (CEST) in the summer months, as appropriate.Other documentation

2.2.1 Euronext Securities documentation

Table 1: Euronext Securities documentation

Document	Description	Link
MyEuronext - Settlement User Guide	User Guide to MyEuronext (GUI) on settlement services	MyEuronext Guidelines
MyStandards	Euronext Securities settlement and reconciliation message standards	MyStandards – Euronext Securities
SDD - Client Connectivity	Services for connectivity channels and formats	Programme Documentation | Euronext.com
SDD – Client Master Data & Securities Accounts	Services for securities account management	Programme Documentation | Euronext.com
SDD – Securities Management	Services and processes in relation securities management	Programme Documentation | Euronext.com
SDD – Settlement Penalties	Services and processes in relation to settlement penalties	Programme Documentation | Euronext.com

2.2.2 External documentation

Table 2: External documentation

Document	Description	Link
T2S Scope Defining Documents	User Detailed Functional Specification (UDFS) and other T2S documentation	T2S Scope Defining Documents
T2S	Background on T2S	What is TARGET2-Securities (T2S)?
T2S documents and links	Shared documentation	T2S documents & links
T2S Principles	General principles of Target2Securities	T2S-07-0132 T2S Principles
Settlement Finality Directive	EU legislation	Settlement Finality - European Commission

2.3 Roles in settlement

Table 3: Roles in settlement

Role	Description
CSD Participant	A CSD Participant is a legal entity that opens and maintains securities accounts on its own behalf or on behalf of its clients with the relevant Euronext Securities CSD, and/or maintains custody services and/or participates in the settlement services provided by Euronext Securities.

For more detailed information on the client roles, please refer to the Service Description Document (SDD) of Client Master Data and Account Management.

2.4 Connectivity options

To settle securities transactions on the T2S platform, a CSD Participant needs to be able to instruct on a securities account with a CSD connected to the T2S platform and linked to a Dedicated Cash Account (DCA) with one of the NCBs connected to the T2S platform.[1]

A CSD Participant has the option to submit instructions by communicating directly with T2S as a Directly Connected Party (DCP), or via the CSD as an Indirectly Connected Party (ICP). The provision of business functionalities exclusively through the Euronext Securities platform is restricted to ICPs only.

A DCP with a Euronext Securities CSD has the option to submit as an ICP.

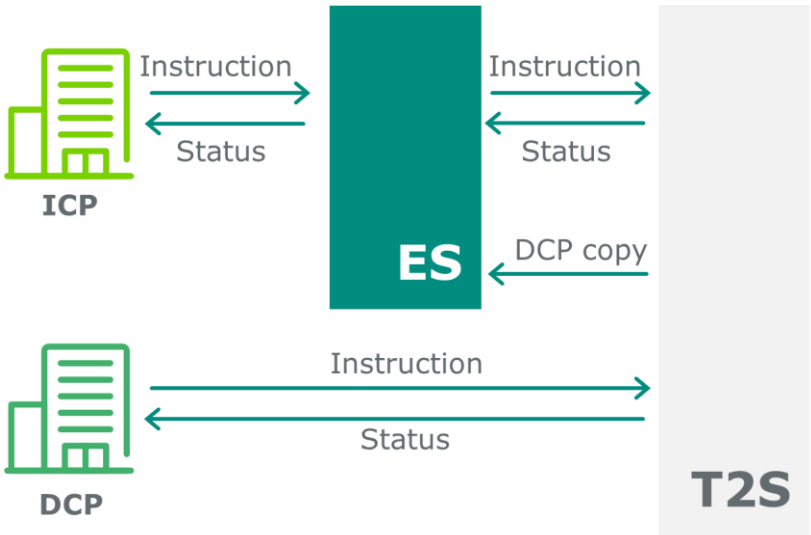

Figure 1 – Connectivity options.

[1] DCA configuration in T2S is not a requirement for FoP settlement and for cash settlement outside T2S utilising the CoSD functionality (see section 10 - Conditional Securities Delivery~~Conditional Securities Delivery~~).

2.5 Types of settlement

2.5.1 Intra-CSD settlement

The delivering and receiving CSD Participants belong to the same Euronext Securities CSD in T2S.

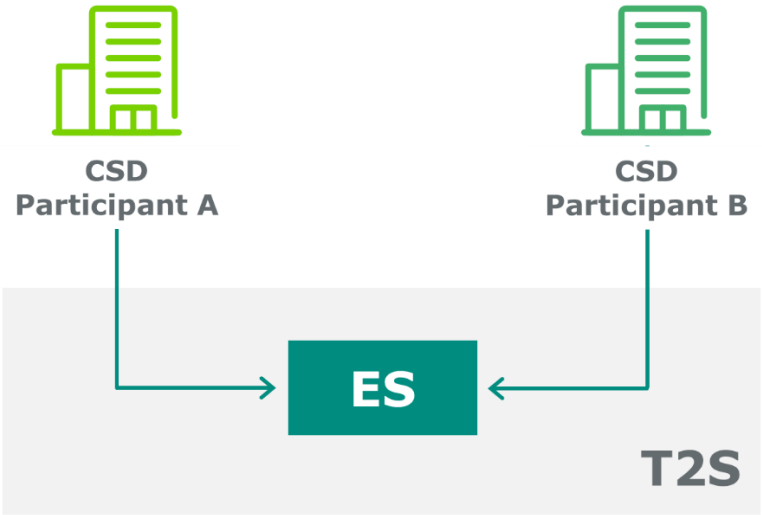

Figure 2 – Intra-CSD settlement.

2.5.2 Cross-CSD settlement

The delivering and receiving CSD Participants belong to different CSDs in T2S, and links exist between the involved CSDs. It is possible to have more than two CSDs involved in the settlement chain. The illustration below shows the most common scenario.

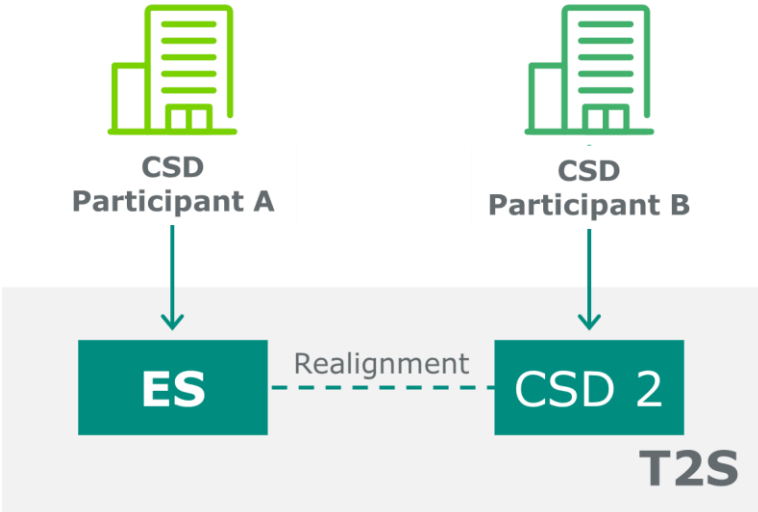

Figure 3 – Cross-CSD settlement.

2.5.3 External CSD settlement

The delivering and receiving CSD Participants belong to different CSDs and the link involves an ES CSD as Investor CSD with an Issuer CSD that is not a CSD participant in T2S (External CSD). The illustration below shows the simplest scenario.

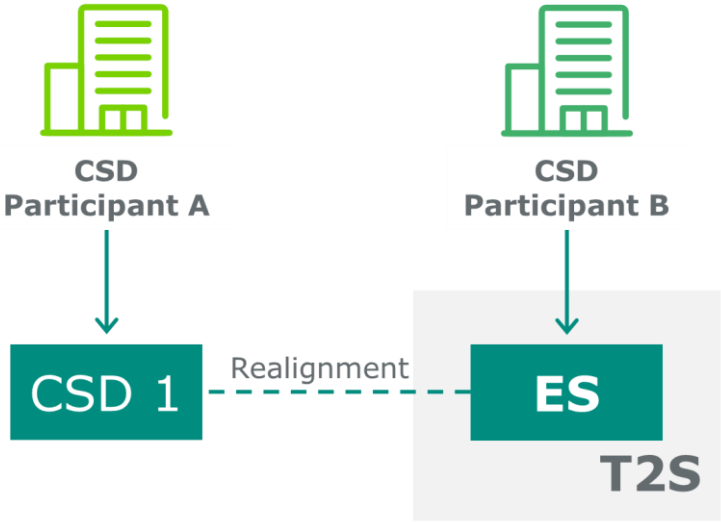

Figure 4 – External CSD settlement.

2.6 Securities eligible for settlement

Securities eligible for settlement via Euronext Securities and available in the Euronext Securities' securities management system includes:

- Securities primarily issued in the ES CSD
- Securities held as Investor CSD through CSD links[2]
- Securities held through a linking financial intermediary (transfer agent/custodian bank)

[2] As defined in Regulation (EU) No 909/2014 (the European Central Securities Depositories Regulation, 'CSDR'), a CSD link is an arrangement between CSDs whereby one CSD becomes a participant in the securities settlement system of another CSD in order to facilitate the transfer of securities from the participants of the latter CSD to the participants of the former CSD or an arrangement whereby a CSD accesses another CSD indirectly via an intermediary. CSD links include standard links, customised links, indirect links, and interoperable links.

2.7 Currencies eligible for settlement

2.7.1 T2S settlement currencies

T2S settlement currencies are currencies for which both the cash leg and securities leg can settle in T2S. Currencies eligible for settlement in T2S in Central Bank Money (CeBM) are currently EUR and DKK.

Only Euronext Securities Copenhagen offers CeBM T2S settlement in DKK and EUR. Euronext Securities Milan and Euronext Securities Porto currently offer CeBM T2S settlement in EUR.

Settlement instructions without payment (FoP) can settle in all currencies according to the ISO 4217 standard (non-T2S currencies).

For DvP settlement in non-T2S currencies or if in Commercial Bank Money (CoBM), Euronext Securities will utilise the Conditional Securities Delivery (CoSD) functionality on T2S (see section 10~~10~~ - Conditional Securities Delivery~~Conditional Securities Delivery~~) for cash settlement outside of T2S.

2.7.2 Non-T2S currencies

Euronext Securities will support cash settlement outside of T2S in the following currency:

Euronext Securities Copenhagen

- Euronext Securities Copenhagen will offer SEK settlement in CeBM via Sveriges Riksbank (see section 10.2 - Settlement in non-T2S currency~~Settlement in non-T2S currency~~)

At a later day and scope along with the onboarding of Euronext Securities Milan and Euronext Securities Porto to the Convergence platform, Euronext Securities plans to continue supporting cash settlement in CoBM in the following currencies:

Table 4 – Planned currencies to be supported for CoBM cash settlement

ISO	Currency
AUD	Australian dollar
CAD	Canadian dollar
CHF	Swiss franc
CNY	Chinese yuan
GBP	British pound
JPY	Japanese yen
NOK	Norwegian krone
SEK	Swedish krona
USD	United States dollar

Details on the operational model for CoBM will be covered in a later version of the SDD.

2.8 Types of settlement instruction

The following types of settlement instructions may be submitted:

Movement of securities against payment (DvP):

- DvP - Delivery versus Payment
- RvP - Receive versus Payment

Movement of securities without payment (FoP):

- DFoP - Delivery free of Payment
- RFoP - Receive free of Payment

Movement of securities with payment (DwP):

- DwP - Deliver with Payment
- RwP - Receive with Payment

Payment without movement of securities (PFOD):

- PFoD - Payment Free of Delivery

2.9 Settlement transaction types

Euronext Securities supports the following settlement transaction types:

Table 5 – Settlement transaction types a CSD Participant may submit

Type / Code	Description
BSBK	Buy Sell Back
BYIY	Buy In
CLAI	Market Claim
CNCB	Central Bank Collateral Operation
COLI	Collateral In
COLO	Collateral Out
ETFT	Exchange Traded Funds
INSP	Move Of Stock
NETT	Netting
NSYN	Non-Syndicated
OWNE	External Account Transfer
OWNI	Internal Account Transfer
PAIR	Pair Off
PLAC	Placement
PORT	Portfolio Move
REAL	Realignment
REDM	Redemption
REPU	Repo
RODE	Return Delivery Without Matching
RVPO	Reverse Repurchase Agreement
SBBK	Sell Buy Back
SBRE	Borrowing Reallocation
SECB	Securities Borrowing
SECL	Securities Lending
SLRE	Lending Reallocation
SWIF	Switch From
SWIT	Switch To
SYND	Syndicate Underwriters
TBAC	TBA Closing
TRAD	Trade
TRPO	Triparty Repo
TRVO	Triparty Reverse Repo
TURN	Turnaround

2.10 Settlement instruction references

An ICP may specify or refer to one or more references in a settlement instruction. The reference fields considered mandatory or optional, respectively, for every message are defined in Euronext Securities MyStandards.

Depending on the references shared by the ICP, Euronext Securities reverts to the CSD Participant in line with the principles illustrated below:

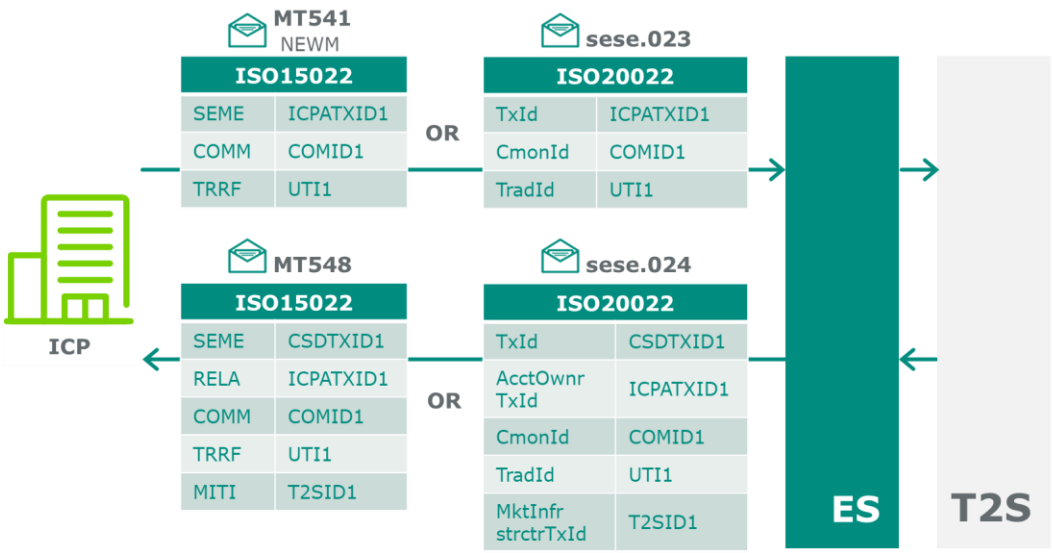

Figure 5 - Settlement instruction request submitted by an ICP in ISO15022 or ISO20022, processed via Euronext Securities to T2S, and followed by a settlement instruction status advice from T2S shared with the ICP by Euronext Securities in the ICP subscribed message format.

Note that when a CSD Participant submits a maintenance instruction to either amend, hold/release or cancel a settlement instruction, then the maintenance instruction must reference the settlement instruction according to the rules specified in section 13~~13~~ - Settlement instruction maintenance~~Settlement instruction maintenance~~.

2.10.1 Exchange of Unique Transaction Identifier (UTI) reference

In order for CSD Participants to comply with the Securities Financing Transaction Regulation (SFTR) and to support the SWIFT Securities View, which is designed to provide visibility and predictability for securities settlement transactions, Euronext Securities offers the ability to exchange the UTI reference.

The UTI reference is received from the CSD Participant via the following non-mandatory fields, which are part of the message payload:

- ISO15022: Field 20a: Reference in subsequence A1 Option U :4!c//52x Qualifier TRRF (:20U::TRRF)

- ISO20022: Field Trade Identification <UnqTxIdr> under Trade details <TradDtls>

This functionality ensures that:

- The CSD Participant can optionally share the UTI reference
- Euronext Securities forwards the shared UTI to T2S
- Euronext Securities persists the UTI reference in the status advice, confirmation etc. and sends back to the CSD Participant
- If the counterpart does not share the UTI reference, then Euronext Securities adds the UTI reference received from the UTI instructing party, to the counterpart status advice, confirmation etc. after matching (this feature is only possible if both parties process as ICPs via the Euronext Securities settlement service)

Note that Euronext Securities acts strictly as an intermediary forwarding, persisting, and adding the UTI reference as received from the UTI generating CSD Participant without enriching or validating the UTI reference.

3. Life cycle of settlement instructions

A settlement instruction undergoes the following steps in a successful straight-through process.

1. **Registration** - To submit a settlement instruction a CSD Participant must have a connection to the Euronext Securities platform. For DCPs, a direct connection to the T2S platform is a prerequisite.
2. **Validation** - Once a submitted settlement has entered the Euronext Securities platform, it is validated that the CSD Participant is authorised to perform the action, and that the instruction meets the format specifications.
   Settlement Finality 1: The moment of entry of a settlement instruction into the system occurs when the instruction has been declared compliant with the technical rules of T2S.
3. **Matching** - When the settlement instruction is accepted, the T2S platform attempts to match the settlement instruction with other pending instructions, and upon finding a match, the instruction is given the status 'matched' on the T2S platform. If a settlement instruction passing validation is submitted as 'already matched' T2S does not perform any matching.
   Settlement finality F2: The moment of irrevocability of settlement instructions occurs upon matching on the T2S platform.
4. **Allegement** - If no match can be found, an allegement is sent to the counterparty to inform that a settlement instruction has been accepted and awaits the counterparty's reverse settlement instruction.
5. **Realignment** - After matching and in the case of cross-CSD settlement or external CSD settlement the T2S platform creates a chain of realignment instructions linking it to the original settlement instruction submitted by the CSD Participant.
6. **Settlement** - When the Intended Settlement Date (ISD) is reached, matched settlement instructions are able to settle in T2S if the applicable settlement conditions are satisfied and required resources are available.

Upon successful validation, but before full settlement, it is possible for a CSD Participant to amend, modify hold/release indicators and cancel the settlement instruction.

During the settlement attempt, if the required securities or cash are not fully available, on the securities account and the DCA, T2S tries to optimise, if possible, by use of partial settlement or auto-collateralisation.

If T2S is not successful in fully settling a settlement instruction within the settlement day, the settlement instruction is recycled for settlement the forthcoming settlement day.

Settlement restrictions and maintenance instructions undergoes some of the same processing steps as shown in the figure below:

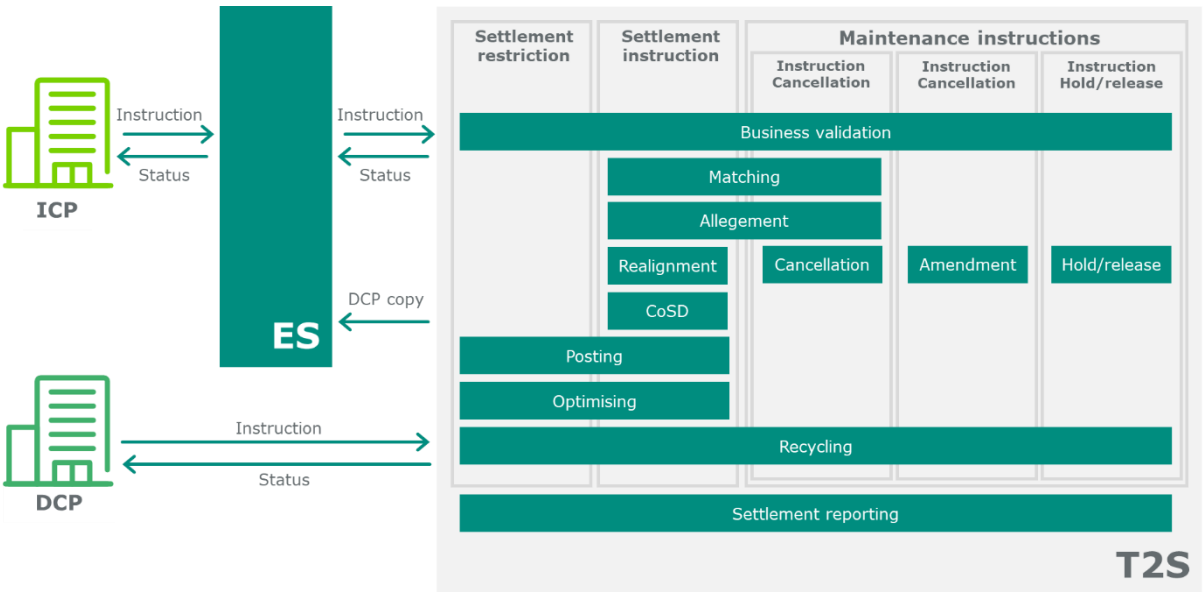

Figure 6 - The life cycle process of instructions.

4. Registration of settlement instructions

An ICP can submit a settlement instruction to Euronext Securities through the following channels:

- User-to-Application (U2A):
- MyEuronext. Euronext Securities provides a GUI solution called MyEuronext to perform actions in U2A mode. All messages and actions described in this document can as a default rule be submitted through MyEuronext, unless explicitly stated
- Application-to-Application (A2A):
- Details to be provided in the SDD - Client Connectivity SDD

DCPs submit settlement instructions directly to T2S but will also have the option to instruct as ICP.

Instructions submitted to Euronext Securities are forwarded in near real time to T2S after Euronext Securities' technical validation has been conducted, as described in section 5 - Validation~~Validation~~.

4.1 Settlement messages

The following messages support the registration of a settlement instruction process:

Table 6 – Messages when registering a settlement instruction

Input/Output	Message	Type	Message label	ISO 20022	ISO 15022	Processing status
CSD Participant input	Settlement instruction	Request	SecuritiesSettlementTransactionInstruction	sese.023	MT540	
					MT541	
					MT542	
					MT543	
ES/T2S output	Status advice	Business validation	SecuritiesSettlementTransactionsStatusAdvice	sese.024	MT548	'Accepted' or 'Rejected' (1)

(1) Corresponding error reason code(s) are provided in the case of 'Rejected'.

5. Validation

This section describes the validation process for instructions on the Euronext Securities and T2S platform, respectively. Settlement instructions, settlement restrictions and maintenance instructions all go through the validation process.

Any additional validation on other platforms in the processing of any instruction will be described in the relevant sections.

5.1 General principles on validation

The validation process distinguishes between technical validation and business validation. Technical validation is used as a collective term for validations on authentication of the submitter, the format, and duplicates. Business validation assesses whether the information provided in an instruction is applicable for the specific business use.

For DCPs, settlement instructions are sent directly to T2S and validated according to the rules of the T2S platform. DCPs receives the status advice directly from T2S upon validation.

5.2 Technical validation

5.2.1 Technical validation on the Euronext Securities platform

For ICPs, Euronext Securities performs technical validation of instructions before sending the instructions to T2S for further validations. Euronext Securities validates that the submitting CSD Participant has the permission to perform the given activity for the given securities account, including settlement on behalf of other CSD Participants. When submitting an already matched instruction, Euronext Securities validates whether the submitter has the permission to instruct on behalf of both parties' securities account.

For DCPs, technical validation is performed solely by T2S.

5.2.2 Technical validations on the T2S platform

The T2S platform undertakes the following validations which are common for all CSDs in T2S:

- Authentication and decryption of the sender

- Verification of format

For DCPs, in case T2S's technical validation fails, the T2S platform sends an admi.007 message (with 'Nack', for 'Not acknowledged') to the technical sender of the message to T2S.

5.3 Business validation

5.3.1 Business validation in T2S

After a successful technical validation, the business validation is triggered. The business validation is the process that ensures that the information in a settlement instruction, settlement restriction or maintenance instruction (cancellation instruction, amendment instruction or hold/release instruction) is correct for:

- settlement (in the case of settlement instructions and settlement restrictions), or
- execution (in the case of maintenance instructions)

When a CSD Participant sends any of the instructions above, the business validation process checks the consistency of the instruction and verifies that it successfully passes the applicable validation checks. This process also checks that the settlement instructions and settlement restrictions fulfil any applicable additional business validation rules set by a CSD (see section 5.3.1.2~~5.3.1.2~~ - Euronext Securities specific business validations in T2S~~Euronext Securities specific business validations in T2S~~).

It should be noted that although an instruction has already passed the business validation, it will be revalidated in T2S:

- if recycled at the start of day
- if there is a change in the reference data

The revalidation takes place to ensure these instructions are still valid. The T2S platform undertakes the following validations which are common for all CSDs in T2S:

- **Duplicate validation**: Checks that there are no duplicate instructions with the same combination of Transaction ID and instructing party. This is not performed on maintenance instructions
- **Privilege validation**: Confirms that CSD Participant has the necessary privileges to send the corresponding instruction
- **Instructing party validation**: Verifies that the instructing party is operational on the ISD (and on the current business day if the ISD is in the past)
- **ISIN validation:** Verifies that:

- The ISIN exists and is eligible for settlement in the corresponding CSD
- The CSD permits settlement of the ISIN with the counterparty's CSD
- The ISD of the instruction is the same day or after the issue date
- The ISD of the instruction is before the maturity date

- **Intended Settlement Date (ISD) validation**: Verifies that:

- The ISD is equal to or later than the trade date of a settlement instruction and the creation date of a settlement restriction
- If the ISD is in the past it does not exceed the time limit for post-dated or future dated instructions
- The ISD is a Business Day in T2S
- The ISD of a settlement instruction against payment or of a settlement restriction on cash is a T2S Settlement Day for the settlement

- **Securities quantity validation:** Verifies that:

- If the settlement amount is zero, the settlement quantity is greater than zero
- The denomination of measure (Unit or Nominal) in the instruction is the same as the denomination of measure of the ISIN
- The settlement quantity is equal to or greater than the Minimum Settlement Unit (MSU) of the ISIN
- The settlement quantity is a multiple of the Settlement Unit Multiple (SUM) or the Deviating Settlement Unit (DSU) of the ISIN

- **T2S Dedicated Cash Account (DCA) validation**:

- Verifies that the DCA exists and is open on the ISD (and on the current business day if the ISD is in the past)
- Ensures that the currency included in the instruction matches the currency of the DCA

- **Insolvency**: The securities account or DCA must not have any active 'Insolvency' restriction type assigned

- **Linked instruction validation**: If the CSD Participant includes links in the instruction, T2S checks that they are valid and consistent

- **Reference to settlement restriction validation**:

- If a settlement instruction or settlement restriction specifies a restriction reference, the account associated with the restriction reference must be the same as the account specified in the instruction (securities or cash account)
- The restriction reference specified in a settlement restriction on securities must apply to securities

- If a settlement instruction or settlement restriction on securities specifies a restriction reference, the security associated with the restriction reference must be the same as the security specified in the instruction
- A settlement restriction on securities that aims to change a blocked or reserved securities position must include a restriction reference related to securities
- If a settlement instruction specifies a restriction reference related to securities, the settlement instruction must be delivering securities, and the restriction reference must be related to a blocked or reserved securities position
- A settlement instruction free of delivery cannot use a restricted securities position
- When creating an 'earmarking' position through a settlement instruction, no restriction reference related to securities must be included
- The restriction reference specified in a settlement restriction on cash must apply to cash
- A settlement restriction on cash that aims to change a blocked or reserved cash balance must include a restriction reference related to cash
- If a settlement instruction has a settlement amount greater than zero, the restriction reference must be related to a 'blocked' or 'reserved' cash balance
- If a settlement instruction specifies a restriction reference related to cash, the settlement instruction must be debiting cash, and the settlement amount should be greater than zero
- A settlement instruction free of payment cannot use a restricted cash balance

- **Restriction type validation**: Validates that the restriction type exists

- **Securities account validation**: Checks that the securities account exists and is open on the ISD (and on the current business day if the ISD is in the past)

- **Intended Settlement Date Validation**:

- The ISD is the same day or after the trade date specified in the instruction.
- The ISD falls within the allowed time limit for past-dated or future-dated instructions. The current maximum number of settlements days between the submission date and ISD is defined in T2S and is currently unlimited for past-dated and future-dated instructions

- **Process indicator validation**: Checks that priority value 'Reserved priority' is only allowed if the submitter is a CSD or an NCB

- **Currency validation**:

- If the instruction is with or against payment, T2S validates that the currency is a T2S settlement currency (currently DKK and EUR)
- Ensuring the number of decimals in the settlement amount does not exceed the allowed currency decimals

- Verifying the currency is accepted according to the ISO 4217 standard
- **Referenced LCMM instruction validation**: For maintenance instructions T2S verifies that the referenced instruction exists in T2S, and that the information contained in both instructions is consistent
- **Condition modification validation**: Checks that the amendment and Hold/Release instruction is valid:
- Each instruction only includes one single modification
- The amendment instruction does not modify the Partial Settlement indicator of a settlement restriction
- When removing a link, the corresponding link must exist for the reference settlement instruction or settlement restriction
- **Specific restriction validation**: checks whether a restriction type case one (i.e. Rejection or CSD Validation Hold) applies for the settlement instruction or settlement restriction

At the end of the business validation, T2S informs the CSD Participant of the result of the validation process, through a status advice message with the corresponding error code(s), if applicable. Different status advice messages are used depending on the type of instruction.

For the full overview of which validation is performed on the different instructions, see the table below.

Table 7 – Applicable validations on instructions

Validation	Settlement Instruction		Settlement Restriction		Amendment Instruction	Cancellation Instruction	Hold/Release Instruction
	DvP/DwP/ PFoD	FOP	Cash	Securities			
ISIN code validation	X	X		X			
Intended Settlement Date Validation	X	X	X	X			
Settlement quantity validation	X	X		X			
T2S DCA validation	X		X				
Insolvency	X	X					
Linked instruction validation	X	X	X	X	X		
Reference to settlement restriction validation	X	X	X	X			
Restriction type validation	X	X	X	X			
Securities account validation	X	X		X			
Process indicator validation	X	X	X	X	X		
Currency validation	X		X				
Referenced LCMM instruction validation					X	X	X
Condition modification validation					X		X
Specific restriction validation	X	X	X	X			

5.3.1.1 Revalidation in T2S

Revalidation is a secondary check by T2S on pending instructions to ensure consistency with static data (securities, parties, accounts). Revalidation occurs at the SoD T2S procedure and in real time if static data changes intraday. It applies only to changes in standard T2S attributes, not MSA attributes.

If an instruction fails revalidation, T2S cancels it and notifies the parties involved.

5.3.1.2 Euronext Securities specific business validations in T2S

Euronext Securities may register Market Specific Attributes (MSA) and Market Specific Restriction Types (MSRT) on T2S where standard T2S functionality alone cannot support local market practices or legal requirements.

MSRTs are a CSD specific set of rules on attributes that may amend validations on T2S or trigger actions in T2S specific for the CSD. They may be used to restrict certain business processes with additional business validations performed on the Euronext Securities platform.

MSAs are additional attributes to the standard T2S static data. These attributes are established only when necessary for the application of a MSRT.

~~**Euronext Securities Copenhagen**~~

~~Euronext Securities Copenhagen supports the option to issue securities with turnover limitation, allowing the Issuer to restrict the settlement of transactions on these securities to specific securities accounts.~~

~~For securities issued in Euronext Securities Copenhagen that are subject to turnover limitation, Euronext Securities Copenhagen will register a MSRT on the relevant securities account to enable this functionality. Registration and maintenance of securities with turnover limitation will be covered in the Securities Management SDD.~~

This section will be removed from the Settlement SDD. The registration and maintenance of securities subject to turnover limitations will be covered in the Securities Management SDD. In the future solution, Euronext Securities Copenhagen will not impose any restrictions on transactions involving securities with turnover limitations. Compliance with such limitations will remain solely the responsibility of the custodian.

6. Matching

6.1 General principles on matching

Matching is the comparison of information between two settlement instructions to ensure that both parties agree on the relevant terms of the transaction. Settlement instructions must be matched before any attempt of settlement.

A CSD Participant can submit a settlement instruction as 'already matched'. This can be done via Euronext Securities (for ICPs) or directly to T2S (for DCPs). In both scenarios it is required that the CSD Participant has the permissions to instruct for both the delivering and the receiving part. It is only possible to submit 'already matched' settlement instructions for intra-CSD and cross-CSD settlement, and only if the CSD Participant is entitled to do so.

A CSD Participant may submit a settlement instruction as 'already matched' when moving a securities position between own securities accounts.

6.2 Matching in T2S

When a new settlement instruction enters T2S, the matching process compares each of the mandatory and non-mandatory matching fields of the settlement instruction with the settlement instructions that remain unmatched in T2S. The fields that are considered mandatory versus non-mandatory are dependent on the transaction type.

If a settlement instruction does not find a match in the T2S matching process, an allegement is sent to the counterparty informing them that a settlement instruction has been registered and awaits the corresponding instruction for match and settlement (see section 7~~7~~ - Allegement~~Allegement~~).

T2S automatically cancels settlement instructions that remain unmatched after a certain period of time (see section 9.4~~9.4~~ - Recycling~~Recycling~~).

6.2.1 Mandatory matching fields

Mandatory matching fields are those that:

- Must be included in the settlement instruction
- Must have identical values in both settlement instructions

Exceptions to the identical value match requirement are:

- Fields that indicate direction of movement where values match opposite (i.e. credit/debit and deliver/receiver)
- Settlement amount for which the match tolerance limit applies (see section 6.2.3~~6.2.3~~ - Match tolerance limits~~Match tolerance limits~~)

Table 8 - Mandatory matching fields

Mandatory matching field	DvP/DwP	FoP
Payment type	M	M
Securities movement type	M	M
ISIN code	M	M
Trade date	M	M
Settlement quantity	M	M
Intended Settlement Date	M	M
Delivering party BIC	M	M
Receiving party BIC	M	M
CSD of the delivering party	M	M
CSD of the receiving party	M	M
Currency	M	O (1)
Settlement amount	M	O (1)
Credit/Debit	M	O (1)

M = Mandatory and O = Optional
(1) Additional matching field (see section 6.2.2.1- Additional matching fields~~Additional matching fields~~)

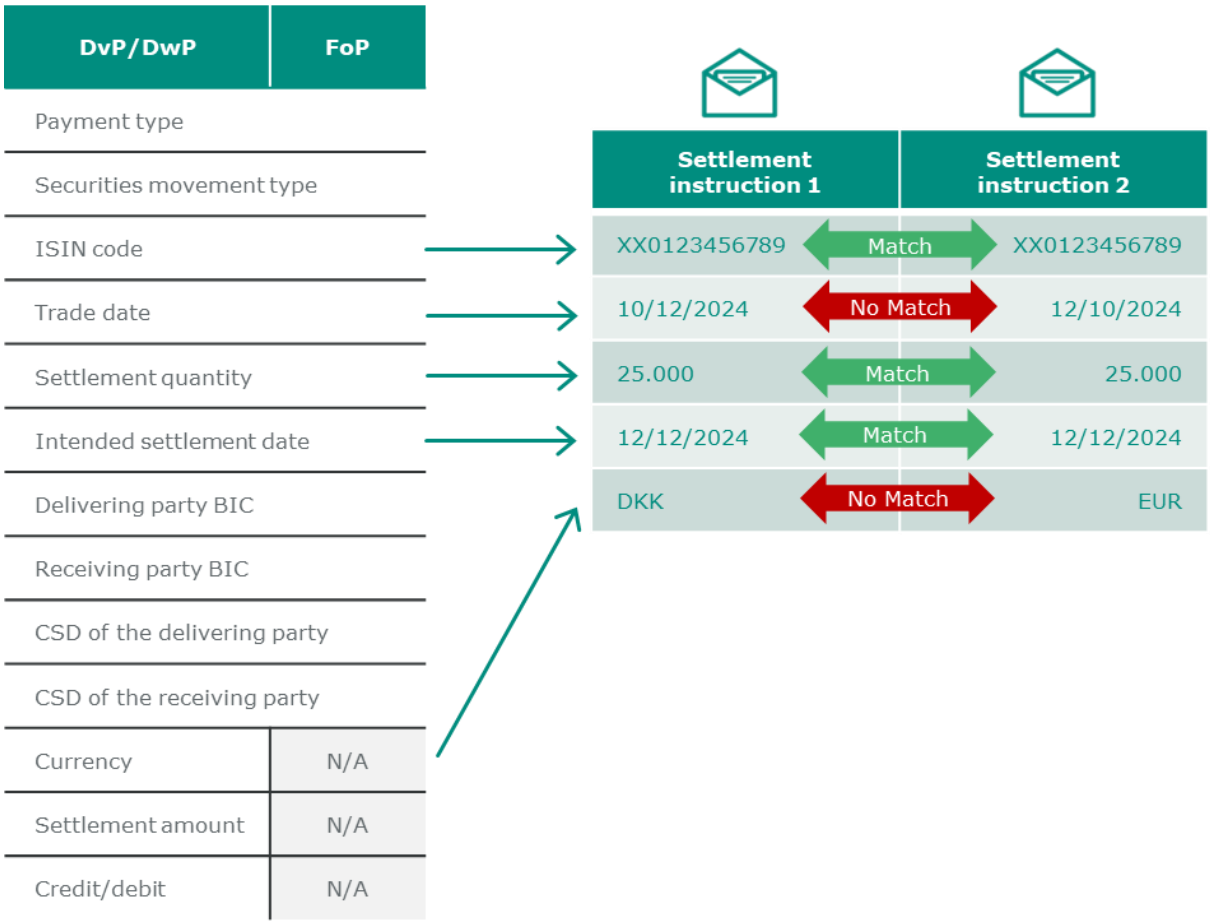

Figure 7 – Match example with mandatory matching fields.

6.2.2 Non-mandatory matching fields

6.2.2.1 Additional matching fields

Additional matching fields are optional, but when one party provides a value in the settlement instruction, the value must match with the counterparty's settlement instruction. Consequently, once an additional matching field is filled in by one party, then the counterparty must also fill it in, as a filled-in additional matching field cannot match with a field with no value.

Table 9 – Additional matching fields

Additional matching field	DvP/DwP	FoP
Op-out ISO transaction condition indicator	O (1)	O (1)
CUM/EX indicator	O (1)	O (1)
Currency	M (2)	O (1)
Settlement amount	M (2)	O (1)
Credit/Debit	M (2)	O (1)

M = Mandatory and O = Optional

(1) Additional matching field, when provided then it must match.
(2) Mandatory matching field (see section 6.2.1 - Mandatory matching fields~~Mandatory matching fields~~)

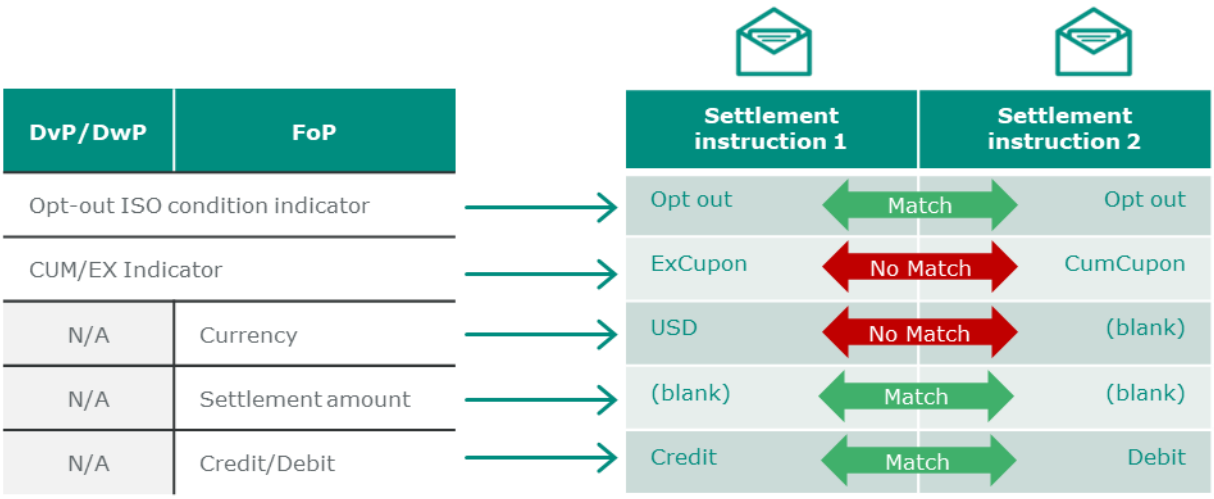

Figure 8 – Match example with additional matching fields.

6.2.2.2 Optional matching fields

Optional matching fields may match with a field with no value (unlike Additional matching fields), but when both parties provide a value in their settlement instruction, then the values must match.

Table 10 – Optional matching fields

Optional matching field	DvP/DwP	FoP
Common Trade Reference	O	O
Client of delivering CSD participant	O	O
Client of receiving CSD participant	O	O
Securities account of the delivering party	O	O
Securities account of the receiving party	O	O

M = Mandatory and O = Optional

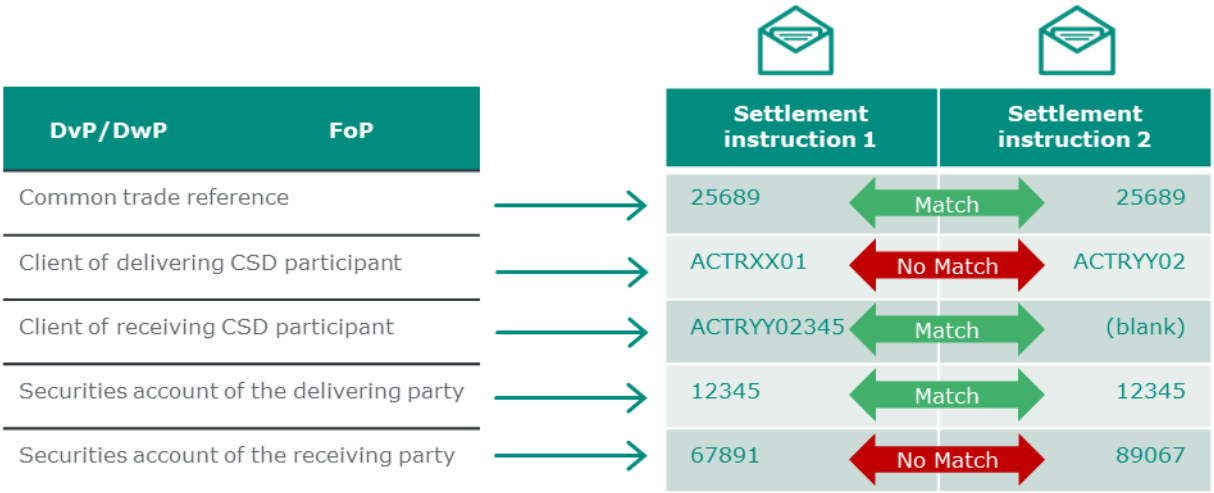

Figure 9 – Match example with optional fields.

6.2.3 Match tolerance limits

Two instructions with differing payment amounts can still match if the amounts fall within the matching tolerance limit. In such cases, the transaction is settled using the value specified by the deliverer of the securities.

The current T2S match tolerance limits follows the table below. The ECB publishes yearly exchange rates defining the match tolerance limit for non-EUR currencies.

Table 11 – Match tolerance limits for each currency

Currency	Settlement amount threshold	Match tolerance limit
EUR	Lower or equal to EUR 100,000	EUR 2
	Higher than EUR 100,000	EUR 25
DKK	Lower or equal to DKK 750,000	DKK 15
	Higher than DKK 750,000	DKK 186
SEK	Lower or equal to SEK 1,150,000	SEK 23
	Higher than SEK 1,150,000	SEK 286

6.3 Messages upon matching

After successful matching, a status advice is sent to the CSD Participants updating the matching status.

Table 12 – Messages upon matching

Input/Output	Message	Type	Message label	ISO 20022	ISO 15022	Matching status
ES/T2S output	Settlement Status Advice	Status Advice	SecuritiesSettlementTransactionStatusAdvice	sese.024	MT548	'Matched'

7. Allegement

An allegement is an automatic message that the T2S platform sends to a counterparty if, after an unsuccessful matching attempt, a settlement instruction or settlement cancellation is still awaiting the counterparty's settlement instruction or settlement cancellation. The allegement process applies to both unmatched settlement instructions and unmatched cancellation instructions that require matching.

7.1 Allegement process

Following an unsuccessful matching attempt, the T2S platform sends an allegement to notify the counterparty that a matching instruction is required. The allegement message is always sent to the counterparty (as specified in the original settlement instruction) that has not yet instructed. The T2S platform only sends one allegement message per instruction.

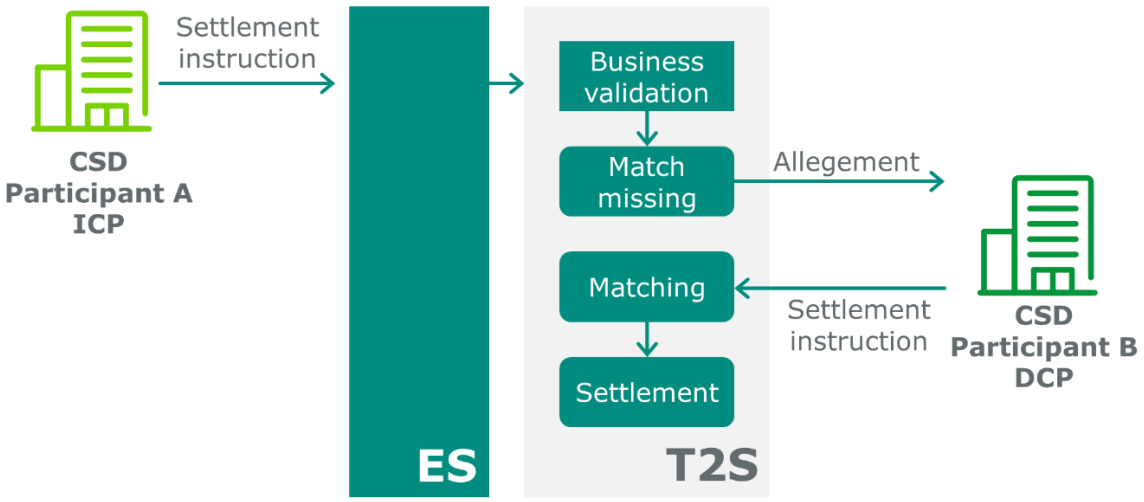

Figure 10 - Scenario where T2S sends an allegement to a counterpart, based on an unmatched settlement instruction that requires matching.

The T2S platform identifies the CSD Participant to which the allegement must be sent based on:

- the 'Receiving Settlement Parties' message block, if the original settlement instruction is a delivery instruction (DELI), or
- the 'Delivering Settlement Parties' message block if the original settlement instruction is a receipt instruction (RECE).

The allegement indicates the securities movement type (receipt or delivery) of the CSD Participants counterparty's instruction. The CSD Participant receiving the allegement must send an instruction in the opposite direction.

If the counterparty sends the corresponding settlement instruction, and if the instructions are matched, the T2S platform notifies the counterparty that the allegement has been removed, since the allegement previously sent is no longer valid.

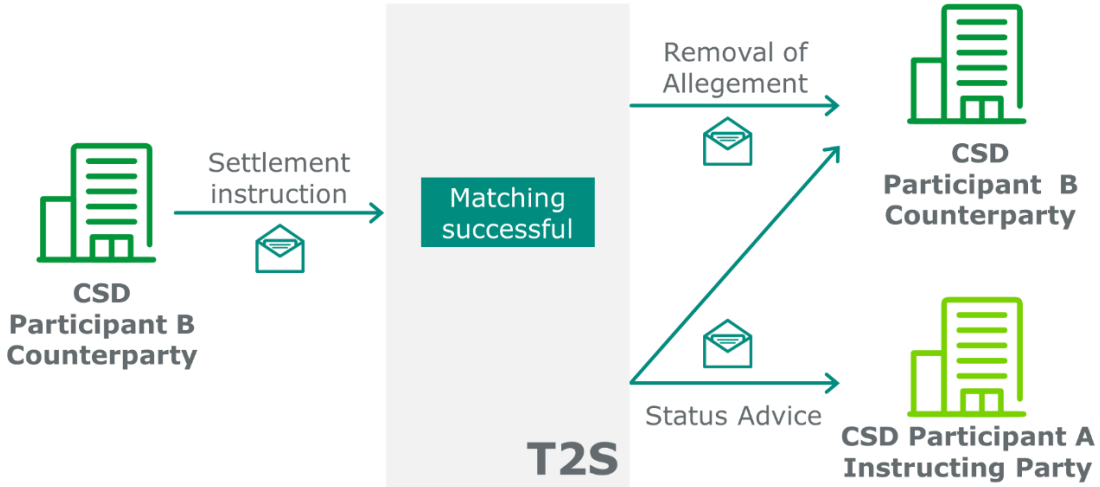

Figure 11 - Scenario for sending a removal of the allegement message.

If an unmatched settlement instruction is cancelled (by the CSD Participant or T2S platform), the T2S platform notifies the counterparty that the allegement is cancelled.

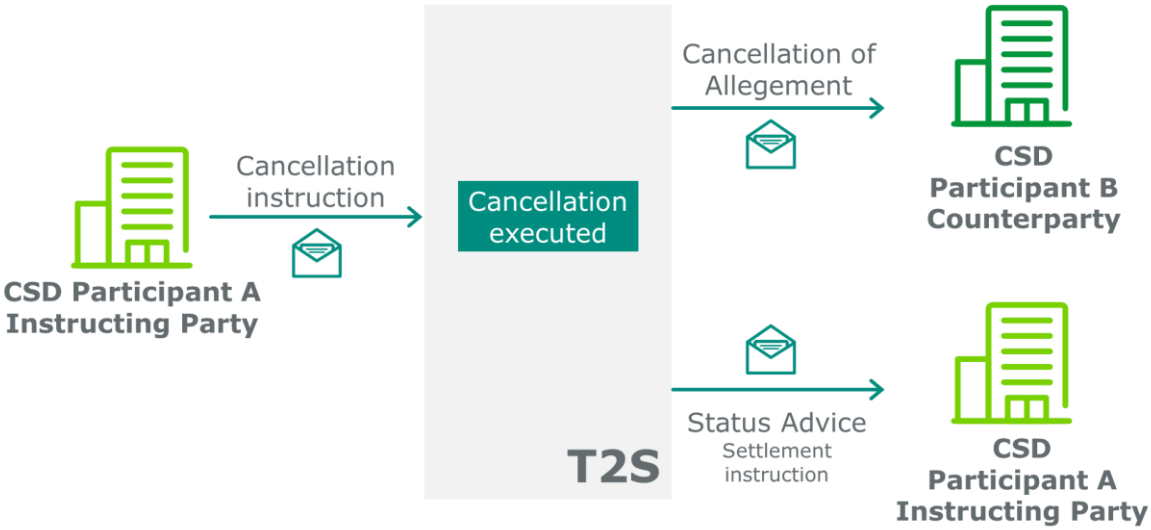

Figure 12 - Scenario for sending a cancellation of the allegement message.

Matched settlement instructions must be bilaterally cancelled. If a CSD Participant sends a cancellation instruction that requires cancellation of both legs of the settlement instruction, and the counterparty has not sent its cancellation instruction, the T2S platform sends a cancellation allegement to notify the counterparty that a cancellation instruction is required from its side.

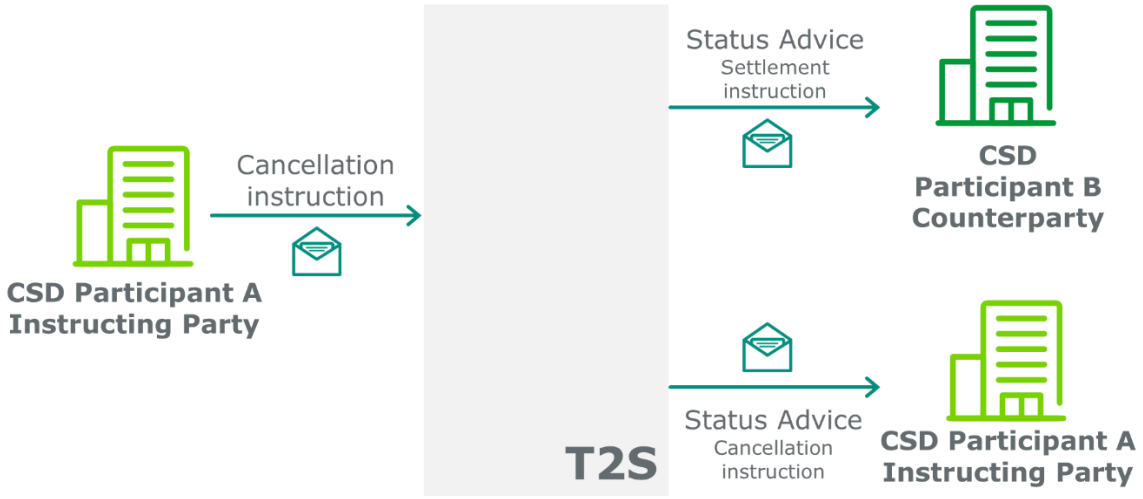

Figure 13 - Scenario for sending a cancellation allegement status advice.

7.1.1 Allegement delay period

The allegement message is sent after a delay, following the first unsuccessful matching attempt by T2S. The delay depends on the time at which the settlement instruction is received by T2S.

Table 13 – T2S allegement delay period

Settlement instruction received	T2S allegement delay period
More than 5 hours before T2S FoP-cutoff on ISD	1 hour
Less than 5 hours before T2S FoP-cutoff on ISD	Near real time

7.1.2 Allegement messages

The following messages support the allegement process:

Table 14 – Allegement messages

Input/Output	Message	Type	Message label	ISO 20022	ISO 15022
ES/T2S output	Settlement allegement	Allegement	SecuritiesSettlementTransactionAllegementNotification	sese.028	MT578
		Removal	SecuritiesSettlementAllegementRemovalAdvice	sese.029	
		Cancellation	SecuritiesMessageCancellationAdvice	semt.020	
ES/T2S output	Cancellation allegement	Allegement	SecuritiesSettlementTransactionStatusAdvice	sese.024	MT548

8. Realignment – settlement between CSDs

After matching, the realignment process handles cases where the settlement instructions involve CSD Participants of different CSDs:

- Cross-CSD settlement when all of the CSDs involved are in T2S
- External CSD settlement when one of the CSDs involved is marked as external CSD in T2S

For cross-CSD settlement, the T2S platform creates a realignment chain of technical settlement instructions (FoP) to transfer the securities between the interacting T2S CSDs. These technical settlement instructions are settled on an all-or-nothing basis linked to the original matched cross-CSD settlement instructions. Realignment instructions are subject to the standard T2S business validation process. If the realignment is rejected, the T2S platform automatically cancels the linked cross-CSD settlement instructions.

For external CSD settlement, the T2S platform creates as for cross-CSD settlement the realignment chain between all involved T2S CSDs. Details on the configuration of external CSD links and realignment chains will be provided in a later version of this SDD.

8.1 CSD links

A link between an Investor CSD and an Issuer CSD may be set up by:

- the Investor CSD becoming a participant in the Issuer CSD (Standard link)
- setting up a direct link between the Issuer CSD and Investor CSD with a mutual technical solution, e.g. both CSDs are in T2S and has a link configured in T2S (Interoperable link)
- setting up a relayed link with an intermediary CSD(s) (Relayed link)
- setting up an indirect link with a third party other than a CSD, that is a participant in the securities settlement system of another CSD (Indirect link)

Current offerings by Euronext Securities Milan of settlement in securities held in an external CSD as Issuer CSD not connected to T2S (Clearstream Banking Luxembourg, Euroclear Bank, Euroclear UK & Ireland and DTCC) is to be continuous supported. A detailed description of the service will be provided in a later version of this SDD.

8.1.1 Euronext Securities Copenhagen

Table 15 – Links with Euronext Securities Copenhagen as the Issuer CSD

CSD	External CSD / T2S CSD	Configuration
Euroclear Bank	External CSD	Standard
Clearstream Banking AG Frankfurt	T2S CSD	Standard
Clearstream Banking SA Luxembourg	External CSD	Relayed link
SIX SIS Ltd.	T2S CSD	Standard

8.1.2 Euronext Securities Milan

Euronext Securities Milan currently operates the following links with other CSDs which are planned to be continuous supported after onboarding to the new Convergence platform:

Table 16 – Links with Euronext Securities Milan as the Issuer CSD

CSD	External CSD / T2S CSD	Configuration
Clearstream Banking AG Frankfurt	T2S CSD	Standard
Clearstream Banking SA Luxembourg	External CSD	Standard
Euroclear Bank	External CSD	Standard
Euroclear France	T2S CSD	Standard
Iberclear	T2S CSD	Standard

Table 17 - Links with Euronext Securities Milan as the Investor CSD

CSD	External CSD / T2S CSD	Configuration
Bank of Greece SSS	T2S CSD	Interoperable
Clearstream Banking AG Frankfurt	T2S CSD	Interoperable
Clearstream Banking SA Luxembourg	External CSD	Standard
Depository Trust & Clearing Corporation	External CSD	Standard
Euroclear Bank	External CSD	Standard
Euroclear Belgium	T2S CSD	Interoperable
Euroclear France	T2S CSD	Interoperable
Euroclear Nederland	T2S CSD	Interoperable

Euroclear UK & Ireland	External CSD	Standard
Iberclear	T2S CSD	Interoperable
National Bank of Belgium	T2S CSD	Interoperable
OeKB CSD Gmbh	T2S CSD	Interoperable
SIX SIS Ltd	T2S CSD	Interoperable

8.1.3 Euronext Securities Porto

Euronext Securities Porto currently operates the following links with other CSDs which are planned to be continuous supported after onboarding to the new Convergence platform:

Table 18 – Links with Euronext Securities Porto as the Issuer CSD

CSD	External CSD / T2S CSD	Configuration
Clearstream Banking AG Frankfurt	T2S CSD	Interoperable
Clearstream Banking SA Luxembourg	External CSD	Relayed
Euroclear Bank	External CSD	Indirect
Iberclear	T2S CSD	Interoperable
LuxCSD SA	T2S CSD	Relayed

Table 19 - Links with Euronext Securities Porto as the Investor CSD

CSD	External CSD / T2S CSD	Configuration
Clearstream Banking AG Frankfurt	T2S CSD	Interoperable
Euroclear France	T2S CSD	Interoperable
Euroclear Nederland	T2S CSD	Interoperable
National Bank of Belgium	T2S CSD	Relayed

9. Settlement

9.1 Settlement processing in T2S

After settlement restrictions have passed the business validation and settlement instructions have passed the business validation and matching, as applicable, they are subject to settlement and the following processes in T2S upon or after reaching the ISD:

- Posting
- Optimising
- Recycling

9.2 Posting

The posting process verifies if settlement instructions and settlement restrictions are eligible for settlement, and whether the required positions and balances for settlement are available.

When the check is satisfactory, the booking updates the cash balance and securities position, resulting in the irrevocability of the settlement.

Settlement instructions and settlement restrictions are submitted to the T2S posting process upon reaching the ISD, either individually, or as a group if the instructions have been linked by a CSD Participant (e.g. use of link or pool reference. See section 12~~12~~ - Linked instructions~~Linked instructions~~) or the T2S platform (e.g. in the case of auto-collateral, realignment instructions or selection by T2S optimisation algorithm (see section 9.3~~9.3~~ - Optimising~~Optimising~~ and 11.1~~11.1~~ - T2S auto-collateralisation~~T2S auto-collateralisation~~).

9.2.1 Settlement instructions and settlement restrictions that are submitted to the posting process as a group are processed on an all-or-nothing basis.Settlement eligibility check

Before settlement can take place, the T2S platform verifies that the settlement instruction and settlement restriction are still eligible for settlement by checking:

- All hold indicators on the settlement instruction are set to 'No' (see section 13~~13~~ - Settlement instruction maintenance~~Settlement instruction maintenance~~)
- No applicable cut-off reached for the settlement instruction or settlement restriction
- No applicable intraday restriction on the ISIN, securities account, DCA or parties is blocking the settlement process (see section 11.2~~11.2~~ - Registration of settlement restriction~~Registration of settlement restriction~~)
- An authorised settlement instruction for securities within the transformation detection period
- The settlement instruction is not linked to a missing settlement instruction
- A relevant Credit Memorandum Balance (CMB) securities account link is valid for settlement. Please note that CMB securities account links created on the current business day are only valid as of the next business day. Settlement instructions impacting undefined client limits or utilising CMB securities account links created intraday will be cancelled by the T2S platform. The CMB itself is set up with an NCB and functions as a tool for the credit provider to set a limit on available intraday credit for a credit consumer.

If a settlement instruction passes the eligibility check, it advances to the provision check.

9.2.1.1 Settlement eligibility check failure

In case of eligibility failure after the first settlement attempt a status advice is sent to the CSD Participants specifying the reason for failure ('Eligibility failure' or 'Intraday restriction'). The settlement status of a settlement instruction and settlement restriction remains unchanged ('Unsettled' or 'Partially settled').

Settlement instructions and settlement restrictions are re-submitted to the posting process, depending on the reason for failure, after:

- The removal of an intraday restriction
- The release or partial release of hold on settlement instructions
- The arrival of the missing linked settlement instruction(s) or settlement restriction(s)

9.2.2 Provision check

Upon the completion of the eligibility check, and prior to the booking, the T2S platform verifies that resources or headroom are available and sufficient by calculating the provision net flow on the involved:

- Securities positions

- Cash balances
- Credit Memorandum Balances

The provision net flow is calculated as follows:

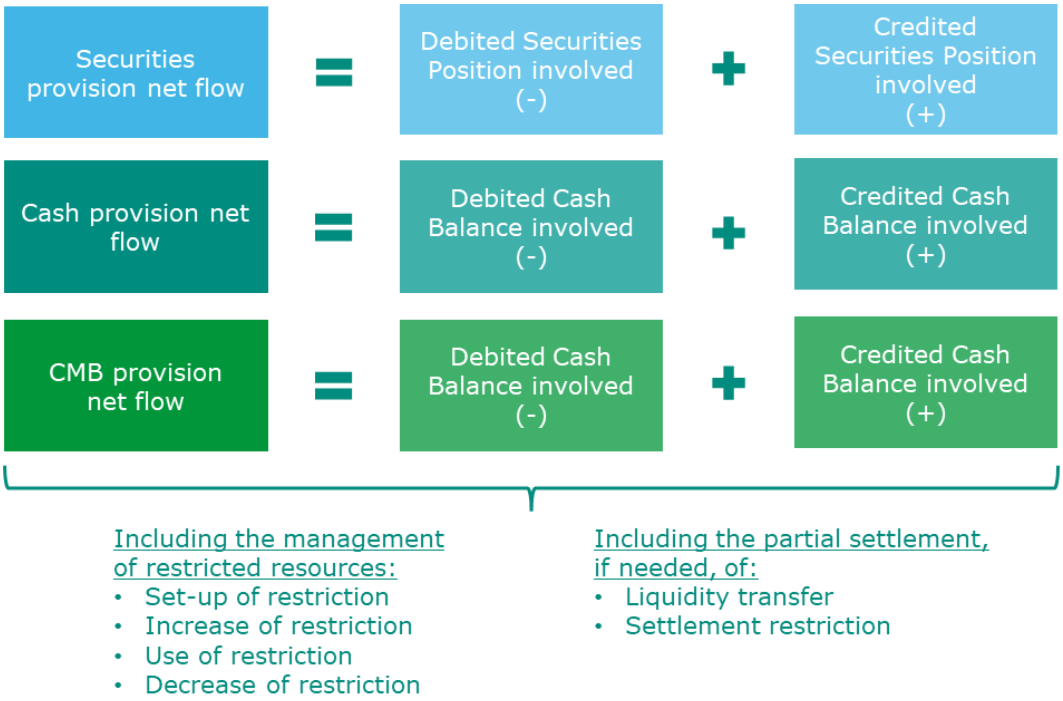

Figure 14 – Provision net flow calculation.

The calculation of each provision net flow corresponds to the sum of debits and credits for each involved securities position, cash balance and credit memorandum balance considering the quantity(ies) and/or amount(s) to be settled indicated in the settlement instructions and settlement restrictions. In the case of partial settlement, the provision net flows are calculated using partial quantity(ies) and/or amount(s).

The provision net flow calculation takes into account the use of restricted resources (set-up, increase, decrease and use of restriction) if the CSD Participant has required the use of one or several restricted securities positions and/or cash balances via its settlement instruction either through the restriction type and/or restriction reference(s) (see section 11.2~~11.2~~ - Registration of settlement restriction~~Registration of settlement restriction~~).

The provision check is successful if a provision net negative flow does not exceed the available headroom on securities accounts, cash balances and CMBs. If so, booking takes place.

9.2.2.1 Provision check failure

If the provision check fails the T2S platform tries to resolve, any remaining lack of resources by:

- Resorting to Auto-collateralisation process (see section 11.1~~11.1~~ - T2S auto-collateralisation~~T2S auto-collateralisation~~)

- Resorting to Partial Settlement process (see section 9.3.3~~9.3.3~~ - Partial settlement~~Partial settlement~~)

If the provision check is still not resolved, a status advice is sent to the CSD Participant after the first settlement attempt or after any update of the reason code. The settlement status remains unchanged ('Unsettled' or 'Partially settled').

9.2.3 Booking

When the provision check process is successful, the booking process takes place with the following steps:

- T2S verifies if incoming resources from the settlement transaction can complement the settlement of a securities reservation or a cash reservation that has been partially settled during a previous booking process

- T2S makes the settlement irrevocable with the simultaneous update of the securities positions, the cash balances and the limit headroom associated to CMBs

- The CSD Participant is informed on the booking through the relevant reporting

- If the instruction is fully settled, T2S sends a securities settlement transaction confirmation with Full settlement information

- If the instruction is partially settled T2S sends a settlement confirmation with:

- partial settlement status
- the quantity/amount settled
- the quantity/amount previously settled
- the quantity/amount remaining to settle

- If the instruction is partially settled T2S sends a status advice with:

- 'Pending' status
- the quantity/amount remaining to settle

- If the settlement instruction was partially settled and the remaining part is fully settled, T2S sends a settlement confirmation with Last partial settlement information

- T2S triggers the optimisation application process in order to attempt the settlement of pending settlement instructions with the new cash and/or securities provided by the successful settlement

9.2.4 Posting process and messages

The figure below shows the posting process:

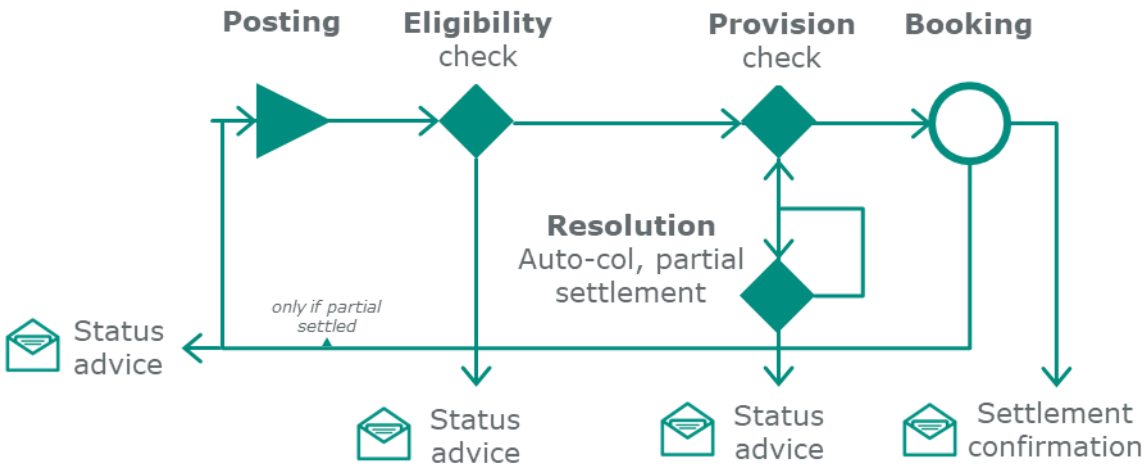

Figure 15 – Posting process.

In case of failure in the posting process a status advice is sent to the CSD Participants after the first failed attempt and after any update to the reason code for the failure.

After any successful booking a settlement confirmation is sent to the CSD Participants updating the settlement status.

Table 20 – Messages in the posting process

Input/Output	Message	Type	Message label	ISO 20022	ISO 15022	Settlement status
ES/T2S output	Settlement Status Advice	Status Advice	SecuritiesSettlementTransactionStatusAdvice	sese.024	MT548	Upon failing posting checks status remains Pending ('Unsettled' or 'Partially settled')
ES/T2S output	Settlement confirmation	RFoP	SecuritiesSettlementTransactionConfirmation	sese.025	MT544	- 'Full settlement' - 'Partial settlement' - 'Last partial settlement'
		RvP			MT545	
		DFoP			MT546	
		DvP			MT547	
NCB reporting to DCA owner	Cash posting	Cash posting	BankToCustomerDebitCreditNotification	camt.054		

If a settlement instruction remains pending by end of day it is submitted to new settlement attempts by start of the next settlement day as long as the matched but not fully settled instruction is within its recycling period (see section 9.4~~9.4~~ - Recycling~~Recycling~~).

9.3 Optimising

The T2S platform has an optimisation process for improving settlement efficiency by attempting the settlement of pending settlement instructions with the new resources (cash and/or securities) provided after a booking.

The optimisation process has the following tools:

- Technical netting, performed during the provision check (see section 9.3.1~~9.3.1~~ - Technical netting~~Technical netting~~)
- Prioritisation (see section 9.3.2~~9.3.2~~ - Prioritisation~~Prioritisation~~)
- Partial settlement (see section 9.3.3~~9.3.3~~ - Partial settlement~~Partial settlement~~)
- Auto-collateralisation (see section 11.1~~11.1~~ - T2S auto-collateralisation~~T2S auto-collateralisation~~)

9.3.1 Technical netting

Technical netting is applied during the provision check by calculating the net quantities and amounts for all settlement instructions grouped together, thereby limiting the resources needed for settlement.

The grouping of settlement instructions to be submitted for the provision check is either based on:

- the common links set by the CSD Participant and/or the T2S platform
- selection by the T2S optimisation algorithm

9.3.2 Prioritisation

A CSD Participant can set a level of priority on a settlement instruction to indicate which instruction to settle first. The T2S platform has four levels for prioritisation:

Table 21 – Priority indicator levels

Priority indicator	Level of priority	Use condition
1	Reserved	Only for CSDs and NCBs
2	Top	CCPs and MTFs. Top priority is assigned by default based on priority default rule set for CCPs and MTFs set by the CSD

3	High	All CSD Participants submitting settlement instructions and settlement restrictions
4	Normal	Default

A CSD Participant can change the priority level via an amendment instruction throughout the lifecycle of a settlement instruction (see section 13~~13~~ - Settlement instruction maintenance~~Settlement instruction maintenance~~).

For matched settlement instructions, the T2S platform sets the priority based on the settlement instruction with the highest level.

Level of priority is evaluated by the T2S platform when sequencing settlement instructions. The T2S platform aims to adhere to the following rules. However, prioritisation is only indicative, meaning that transactions with lower priority may settle prior to transactions with higher priority. The reasons for this could be transactions being linked, transactions being on status 'hold', or due to the optimisation application process in T2S:

- The settlement instruction with the highest level of priority is favoured when competing with other settlement instructions on the same resource
- The settlement instruction with the oldest ISD is favoured if two settlement instructions have the same priority level

9.3.3 Partial settlement

A settlement instruction and settlement restriction can partially settle if:

- There are insufficient securities for full settlement, or it has been partially released. Settlement instruction type PFoD is not eligible for partial settlement
- The partial settlement window is open
- During the last cycle of NTS and during RTS within the designated partial settlement windows
- The settlement instruction is eligible for partial settlement
- The partial settlement threshold criteria are met

A CSD Participant can specify the type of threshold criteria by the value of the Partial settlement indicator. The Partial settlement indicator can be given the following values:

Table 22 – Partial settlement indicator

Partial settlement indicator	Description
<blank> (1)	Allowed (default cash threshold applied)

PART	Allowed (default cash threshold applied)
PARC	Allowed with cash threshold
PARQ	Allowed with quantity threshold
NPAR	Partial settlement not allowed

(1) If the field is left <blank> then T2S considers it as PART (default value).

It is not possible to update the partial settlement indicator if the settlement instruction has already been partially settled.

If a CSD Participant does not want a settlement instruction to settle partially, the partial settlement indicator can be set to NPAR.

9.3.3.1 Partial settlement eligibility

To be eligible for partial settlement both matched instructions must meet the following criteria:

- the partial settlement indicator must not be set to NPAR
- the settlement instruction must not be linked with any other settlement instruction using 'Before', 'After', 'With', or a pool reference

9.3.3.2 Partial settlement threshold

The partial settlement threshold is a minimum threshold on cash value or quantity of securities that must be available for partial settlement to take place.

The partial settlement threshold is determined by the:

- settlement instruction type (FoP or DvP/DwP)
- threshold type (cash amount or quantity of securities)
- currency of the settlement instructions
- instrument type (equity or debt)

The quantity threshold is set based on the Minimum Settlement Unit (MSU), Settlement Unit Multiple (SUM) and Deviating Settlement Unit (DSU) specified by the Issuing Agent for the security.

By default, the following partial settlement thresholds apply:

Table 23 – Partial settlement threshold

Instruction type	Resulting applicable threshold type	Currency	Instrument type	Threshold value
FoP	Quantity			Minimum settlement unit – MSU (only for the first partial settlement). Settlement unit multiple (SUM) of the security for any subsequent partial settlement.
DvP/DwP				
	Cash	EUR	Equity	10,000
			Debt	100,000
		DKK	Equity	75,000
			Debt	750,000
		SEK [1)]	Equity	115,000
			Debt	1,150,000

1) Partial release for CoSD settlement is expected to be supported in T2S with CR-0798 to be implemented in T2S June 2026 - before the go-live of the Convergence platform.

The cash threshold is always applied by the T2S platform, except when the partial settlement indicator is set to 'PARQ' in both settlement instructions. If so, the quantity threshold is applied.

CSD Participants can indicate different threshold values than the default T2S platform threshold. If the settlement instructions have different threshold values, the default T2S platform threshold applies.

Table 24 – Default settlement threshold values

Instruction of CSD Participant A	Instruction of CSD Participant B	Match	FoP		DvP/DwP		
			First partial settlement	Subsequent partial settlement	First partial settlement	Subsequent partial settlement	Last partial settlement
PARC	PARC	PARC	MSU / SUM considered	SUM considered	Cash amount + MSU / SUM considered	Cash amount + SUM considered	No threshold considered
PART	PART	PART	MSU / SUM considered	SUM considered	Cash amount + MSU / SUM considered	Cash amount + SUM considered	No threshold considered
PARQ	PARQ	PARQ	MSU / SUM considered	SUM considered	MSU / SUM considered	SUM considered	No threshold considered
<blank>	<blank>	PART	MSU / SUM considered	SUM considered	Cash amount + MSU / SUM considered	Cash amount + SUM considered	No threshold considered
PART/PARC/ <blank>	PARQ	PART	MSU / SUM considered	SUM considered	Cash amount + MSU / SUM considered	Cash amount + SUM considered	No threshold considered
NPAR	Any	NPAR	N/A	N/A	N/A	N/A	N/A

9.3.3.3 Partial settlement process

The T2S platform always attempts full settlement. If full settlement fails, the settlement instructions are submitted to the optimisation process for settlement with other settlement instructions. If the optimisation process is not able to find a solution for full settlement, the settlement instructions are submitted for partial settlement, provided the necessary conditions are met.

An exception to the optimisation rule is within a partial settlement window, where the settlement instruction will be submitted for partial settlement directly after the first full settlement attempt.

The T2S platform always attempts to partially settle the maximum quantity of securities available. After each successful partial settlement, the settlement instruction is updated with the remaining amount and quantity to be settled. The settlement instruction remains pending and subject to settlement and recycling. After partial settlement, the remaining amount and quantity can be:

- Fully settled outside a partial settlement window
- Subsequently partially settled in a partial settlement window

- If the remaining quantity is lower than the SUM or DSU, it is cancelled during the revalidation process (see section 5 - Validation~~Validation~~)
- Recycled until fully settled or cancelled.

Once a settlement instruction has partially settled, it may only be maintained by changing the priority, by placing it on Hold or Release, or by cancellation.

9.3.3.4 Partial settlement messages

If the settlement instruction is partially settled, the T2S platform sends a settlement confirmation with:

- partial settlement information
- PAIN, if unsettled amount remains
- PARC, if the last remaining part has settled
- The settled quantity/amount
- The previous settled quantity/amount
- The remaining quantity/amount to be settled

Along with the settlement confirmation, the T2S platform sends a status advice with:

- settlement status set to Pending (unsettled or partially settled)
- the remaining quantity/amount to be settled

In the case of partial settlement, the provision net flows are calculated using partial quantity(ies) and/or amount(s).

Table 25 – Partial settlement messages

Input/Output	Message	Type	Message label	ISO 20022	ISO 15022	Processing status
ES/T2S output	Settlement Status Advice	Status advice	SecuritiesSettlementTransactionStatusAdvice	sese.024	MT548	- 'Pending'
ES/T2S output	Settlement Confirmation	Confirmation	SecuritiesSettlementTransactionConfirmation	sese.025	MT544	- 'Pending' Additional parameter, Partial Settlement: 'PAIN', Partially settled. There remains an unsettled part. 'PARC', Last partial and remaining part of the instruction is settled.
					MT545	
					MT546	
					MT547	

9.4 Recycling

At the end of each settlement day, T2S recycles pending instructions that are still within their recycling period. Instructions that have exceeded their recycle period are automatically cancelled by T2S.

9.4.1 Recycling period

T2S manages two different recycling periods dependent on whether the instruction is matched or unmatched.

For unmatched instructions, the recycling period starts from the ISD or the date of the last status change of the instruction depending on which date is the latest. The recycling period for unmatched instructions is currently 20 working days.

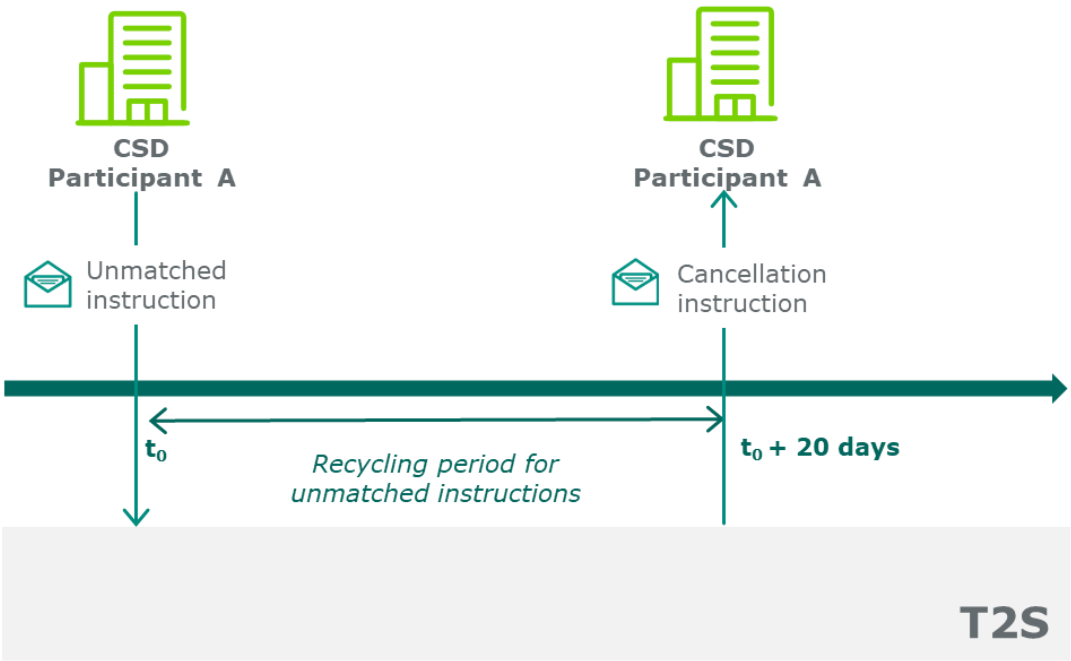

Figure 16 – Recycling period for unmatched instructions.

For matched instructions, the recycling period starts from the ISD or the date of the last status change of the instruction (depending on which date is the latest). The recycling period for matched instructions is currently 60 working days.

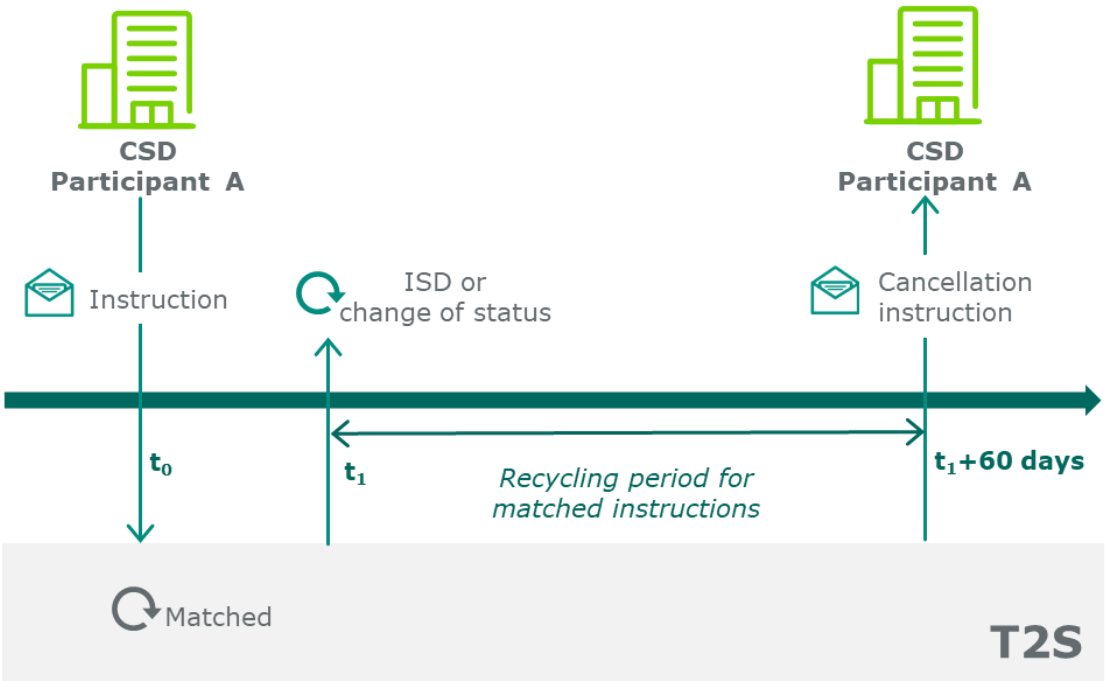

Figure 17 – Recycling period for matched instructions.

10. Conditional Securities Delivery

10.1 CoSD overview

The Conditional Securities Delivery (CoSD) process allows Euronext Securities CSDs to manage exceptions where external conditions need to be met before allowing T2S to trigger the final booking.

The external condition supported in the Euronext Securities Settlement service scope for 2028 is:

- Cash settlement in a non-T2S currency (see section 2.7.2~~2.7.2~~ - Non-T2S currencies~~Non-T2S currencies~~)

10.1.1 CoSD process

Once a settlement instruction's ISD is reached, T2S automatically detects and performs conditional settlement, based on CoSD rules defined and maintained by each CSD in the T2S static data.

T2S puts settlement instructions on CoSD hold that meet a CoSD rule and blocks the relevant securities and/or cash depending on the applicable CoSD rule(s).

Both the CSD Participant and the Euronext Securities CSD administering the CoSD rule is informed by T2S of the CoSD detection and blockage, and the Euronext Securities CSD is responsible for managing the actions of delivering cash and/or securities, as the case might be, outside T2S. Based on the outcome, the Euronext Securities CSD informs T2S to either:

- Release the CoSD blocking, and trigger the final booking, or
- Cancel the CoSD blocking, and thereby also the underlying settlement instructions

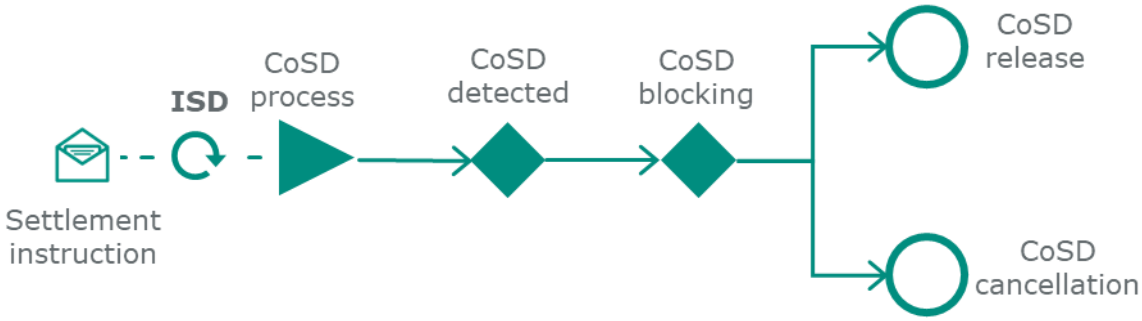

Figure 18 – Conditional Securities Delivery (CoSD) process in T2S.

10.1.2 CoSD messages

The following messages support the CoSD process:

Table 26 – Messages supporting the CoSD process

Input/Output	Message	Type	Message label	ISO 20022	ISO 15022	Processing status
ES/T2S output	Settlement Condition Modification Status Advice	Status advice	SecuritiesSettlementConditionModificationStatusAdvice	sese.031	MT548	- 'Executed'
	Settlement Status Advice		SecuritiesSettlementTransactionStatusAdvice	sese.024	MT548	- 'Pending' with 'CoSD Hold' - 'Pending' with 'CoSD awaiting from Administering Party'
	Intra Position Status Advice		IntraPositionMovementStatusAdvice	semt.014	MT548	- 'Eligibility failure' - 'Intraday restriction' - 'Provision check failure'
	Intra Position Confirmation	Confirmation	IntraPositionMovementConfirmation	semt.015	MT508	- 'Full settlement'

The settlement instruction status of the counterparty to the CSD Participant is communicated as follows:

Table 27 – Message on the status of the counterparty's instruction during CoSD process

Input/Output	Message	Type	Message label	ISO 20022	ISO 15022	Processing status
ES/T2S output	Settlement Status Advice	Status advice	SecuritiesSettlementTransactionStatusAdvice	sese.024	MT548	- 'Pending' with 'Counterparty's settlement instruction on hold''

10.2 Settlement in non-T2S currency

To support settlement in a non-T2S currency Euronext Securities will use the T2S CoSD feature.

The service scope for 2028 will include Euronext Securities Copenhagen settlement in SEK Central Bank Money (CeBM) with the related cash transfers processed through Sveriges Riksbank's RTGS system, RIX-RTGS. ~~Details on the cash flow for settlement in SEK CeBM will be provided at a later stage.~~

10.2.1 Settlement instruction in a non-T2S currency

An against-payment settlement instruction in a non-T2S currency is rejected by the T2S platform during the business validation step (see section 5.3 - Business validation~~Business validation~~). Settlement instructions in a non-T2S currency must therefore be submitted to T2S as a FoP settlement instruction.

To reduce the risk of T2S cross-matching (the matching of settlement instructions not intended to match), a set of additional matching fields (see section 6.2.2.1 - Additional matching fields~~Additional matching fields~~) are available for FoP instructions in T2S with the following three fields:

- Currency
- Settlement Amount
- Credit/Debit Indicator

ICPs must submit an against/with-payment instruction to Euronext Securities, including these fields as the FoP message format available to Euronext Securities ICPs does not support these three fields required for CoSD processing.

~~The FoP message format available to Euronext Securities ICPs does not support the three additional fields required for CoSD processing. Therefore, ICPs must submit an against/with-payment instruction to Euronext Securities, including these fields.~~

To ensure successful processing in T2S, Euronext Securities will subsequently convert the against/with-payment instruction in a non-T2S currency into a FoP instruction before forwarding it to T2S.

In contrast, DCPs must instruct T2S directly by submitting a FoP settlement instruction that includes the additional matching fields when requesting CoSD processing in a non-T2S currency.

A FoP settlement instruction can always settle outside CoSD processing, provided that no CoSD rule for a non-T2S currency is specified in the instruction.

Table 28 – Settlement instruction type to be submitted in a non-T2S currency

Connectivity option	Settlement instruction	Additional matching fields	ES action before submitting to T2S
ICP	Against payment (APMT)	- Currency - Settlement Amount - Credit/Debit Indicator	Change to FREE
DCP	Free of payment (FREE)	- Currency - Settlement Amount - Credit/Debit Indicator	N/A

When the FoP settlement instruction meets a CoSD rule defined for a non-T2S currency (see appendix B.1. CoSD rules), T2S informs the CSD Participant and the Euronext Securities CSD, and it is the responsibility of the Euronext Securities CSD to manage the actions of cash settlement outside T2S. Upon receipt of confirmation on the cash settlement, the Euronext Securities CSD will inform T2S to release the CoSD blocking and trigger the final booking.

It should be noted that as the ICP has submitted the settlement instruction as an against-payment instruction Euronext Securities will, although submitting the instruction as free of payment to T2S, ensure that any status advice and confirmation will be transformed back to against-payment when the Euronext Securities output is shared with the CSD Participant.

10.2.2 Euronext Securities Copenhagen settlement in SEK

~~Euronext Securities Copenhagen will support settlement in CeBM SEK via the Sveriges Riksbank settlement system, RIX-RTGS. Further details on the cash flow, timing, and set-up in RIX-RTGS will be provided at a later stage.~~

~~Settlement in CeBM SEK will be supported through the CoSD process in T2S as described in sections 10.2.1 - Settlement instruction in a non-T2S currency.~~

~~Only Euronext Securities may submit a cancellation request once CoSD is detected. Detection occurs after matching and upon reaching ISD. If CoSD has not been detected, instructions can be cancelled as usual. If detected, the participant must contact Client Services for manual handling.~~

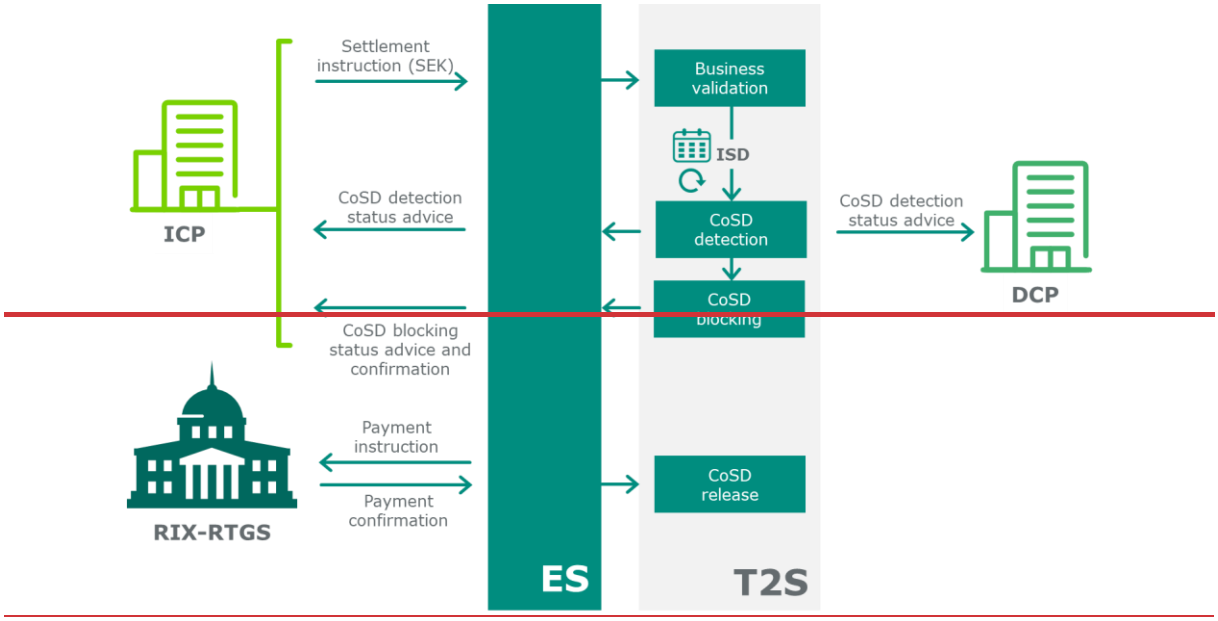

~~Figure 19 – Process overview for CoSD securities settlement in T2S with CeBM SEK cash settlement taking place outside of T2S~~

~~10.2.2.1 Cash settlement at Sveriges Riksbank~~

~~Euronext Securities Copenhagen maintains its own cash account in RIX-RTGS bank to process payments related to the cash settlement in Sveriges Riksbank. Clients are expected to fund the Euronext Securities Copenhagen cash account in RIX-RTGS timely (through a Payment Bank) in order to allow provisioning of their settlement instructions in SEK currency*.~~

~~After the detection of a CoSD SEK settlement transaction in T2S, Euronext Securities Copenhagen will verify the successful provisioning for the received client instruction. If the cash has been received, Euronext Securities will inform T2S to release the CoSD blocking to allow settlement in T2S. Euronext Securities will generate the corresponding payment instruction for cash transfer in RIX-RTGS. The payment instruction will be submitted to RIX-RTGS during RIX-RTGS opening hours.~~

~~If the provisioning is unsuccessful, the instruction will be recycled and reprocessed on a First in First out basis. Frequency and timing of the foreseen reprocessing will be detailed at a later date.~~

~~* The process is subject to review when RIX-RTGS will be on the T2 platform.~~

Euronext Securities Copenhagen supports settlement in SEK CeBM via the Swedish central bank, Sveriges Riksbank's RIX-RTGS system.[3] On the securities side, settlement in SEK CeBM is supported through the CoSD process in T2S (see section 10.2.1 - Settlement instruction in a non-T2S currency) ensuring securities positions remain blocked until the confirmation of settlement of cash.

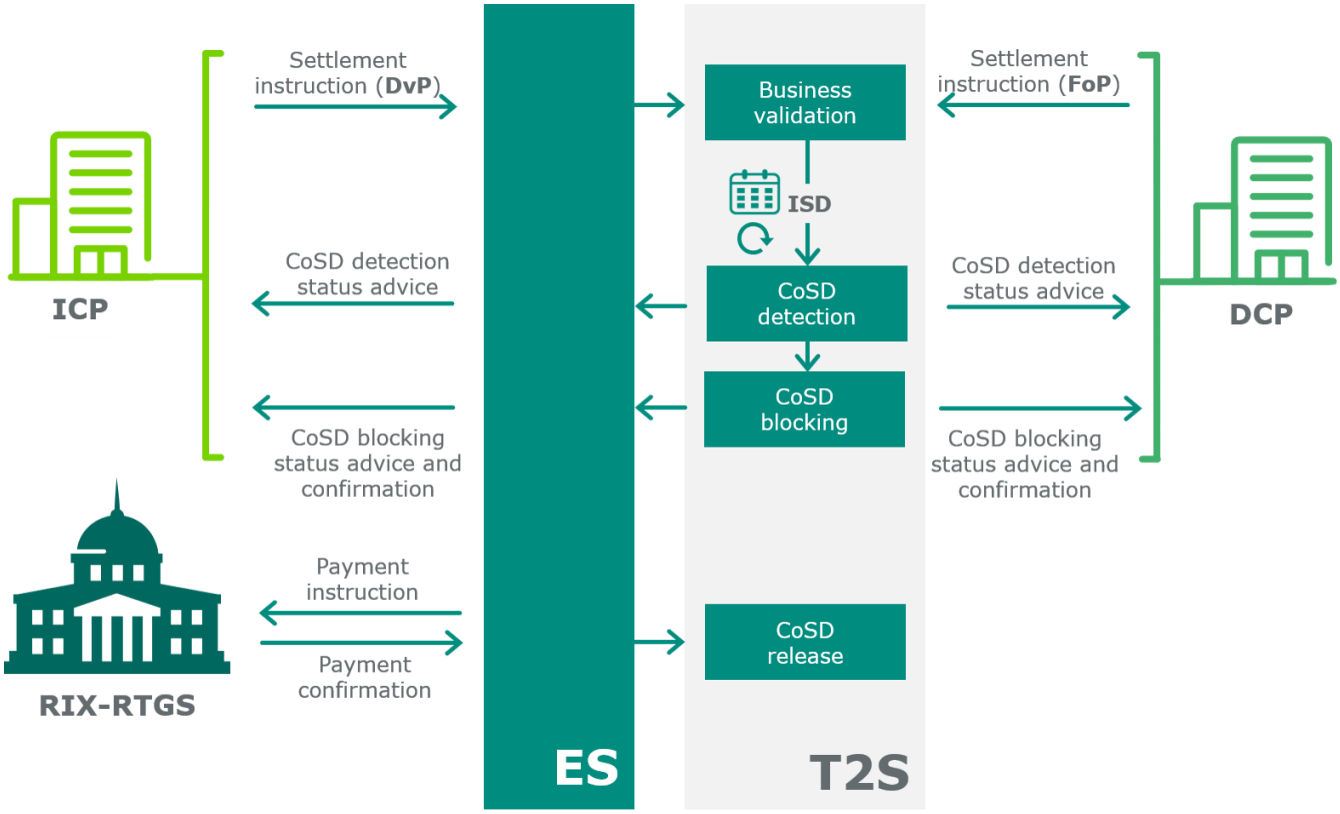

Figure 19 – Process overview for CoSD securities settlement in T2S with CeBM SEK cash settlement taking place outside of T2S

10.2.2.1 Cash account setup in Sveriges Riksbank

To participate in settlement in SEK CeBM, a CSD Participant must establish an agreement with a Payment Bank operating in RIX-RTGS. CSD Participants are not required to be a Payment Bank operating in RIX-RTGS themselves.

[3] Sveriges Riksbank has announced a strategic decision to migrate its settlement platform to T2 and T2S in the future. The move will not impact Euronext Securities' support of the core business service.

In order to perform provision checks at the CSD Participant level, Euronext Securities Copenhagen maintains a dedicated settlement account in RIX-RTGS. Payment Banks must prefund this account on behalf of the CSD Participant by indicating the beneficiary CSD Participant's BIC in the payment instruction.

Euronext Securities Copenhagen updates intraday each CSD participant's sub-balance within the settlement account and performs provision checks prior to any settlement attempt.

Payment Banks submit and receive payments via RIX-RTGS according to its message specifications.

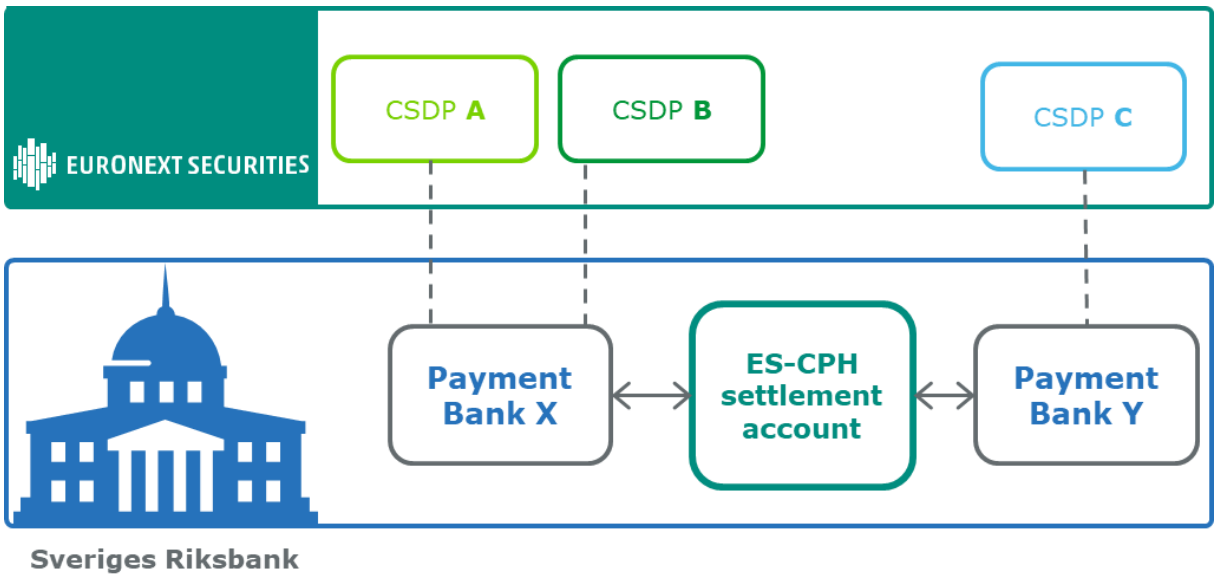

Figure 20 – Process overview for CoSD securities settlement in T2S with SEK CeBM cash settlement taking place outside of T2S

10.2.2.2 Cash settlement in SEK CeBM

Upon Euronext Securities Copenhagen receiving a CoSD SEK rule notification from T2S, Euronext Securities Copenhagen performs a provision check.

When sufficient provisions are available, Euronext Securities Copenhagen updates the relevant cash sub-balances and release the CoSD blocking in T2S, enabling the securities leg to settle (see section 10 - Conditional Securities Delivery).

If provisions are insufficient, the cash leg is automatically reprocessed intraday at defined intervals. The securities position remains blocked in T2S until provisions are successfully confirmed.

Cash legs remain eligible for reprocessing until one of the following occurs:

- successful settlement
- cancellation

- expiry of the T2S recycling period for matched instructions, after which instructions are automatically cancelled

10.2.2.3 Cancellation of settlement instruction with CoSD detected

Once CoSD has been detected (i.e., after matching and reaching ISD), only Euronext Securities Copenhagen as CSD may initiate cancellation of the settlement instruction in T2S. Both participants must contact Euronext Securities Copenhagen to request manual handling securing the correct cancellation of both the securities and cash obligation.

Prior to CoSD detection, instructions may be cancelled through the standard process.

10.2.2.4 Liquidity management

When a CSD Participant's sub-balance on Euronext Securities Copenhagens settlement account is credited upon settlement two liquidity management options are available :

- **Retain liquidity** : Funds remain on the CSD Participant's sub-balance available for subsequent settlement.
- **Immediate transfer** : Funds are immediately transferred to the CSD Participant's designated Payment Bank. Future settlement rely on payments from the Payment Bank prefunding Euronext Securities Copenhagen's settlement account.

10.2.2.5 Operational day for cash settlement in SEK CeBM

Settlement in SEK CeBM is available on days when Sveriges Riksbank is open (see section 16.3 - Sveriges Riksbank schedule).

On opening days, the settlement window runs from 08:00 until 15:00, at which point Euronext Securities performs a cash sweep of its settlement account. Following reconciliation of the overall settlement account and all the CSD Participants' sub-balances, a net payment is submitted on behalf of each CSD Participant to their designated Payment Bank equal to the position of the CSD Participant's sub-balance.

10.2.2.6 Corporate Action with payment in SEK CeBM

To optimise liquidity usage for corporate action payments in SEK CeBM, the earliest settlement attempt of such payments will be executed at 12:00 on an opening day.

Paying Agents retain the flexibility to initiate payments later in the settlement window, allowing sufficient time to ensure that the required liquidity is available before execution.

Please note that corporate action payments in SEK CeBM linked to the same event are not technically processed on an all-or-nothing basis and may settle independently. It is therefore the responsibility of the Paying Agent to ensure sufficient liquidity is available to meet all payment obligations.

Further details regarding SEK corporate actions processing will be provided as part of the CA4U refit within the convergence programme.

10.3 External CSD settlement

The Euronext Securities service scope for 2028 will not include external CSD settlement. A detailed description of the service will be provided in a later version of this SDD. Current offerings by Euronext Securities Milan of settlement in securities held in an external CSD as Issuer CSD is to be continued supported (Clearstream Banking Luxembourg, Euroclear Bank, Euroclear UK & Ireland and DTCC).

11. Collateral and pledges

The following collateral and pledge facilities are to be supported by Euronext Securities CSDs on the T2S platform in connection with settlement.

Table 29 – Collateral and pledge functionalities supported

Facility type	ES CSD	Facility name	Functionality	Section reference
Auto-Collateralisation	All	T2S auto-collateralisation	Security provided for intraday credit facility offered by T2S connected NCBs to ensure sufficient funds are available on the buy-side for settlement of DvP transactions	11.1 - T2S auto-collateralisation~~T2S auto-collateralisation~~
Pledge to NCB	ES-CPH	Pledge of collateral to Danmarks Nationalbank (DA: Sikkerhedsstillelse)	Securities moved from the account of a CSD Participant to an NCB securities account linked to that CSD Participant as collateral in return for credit facilities provided by the NCB	11.3.1- Pledge of collateral to Danmarks Nationalbank (DA: Sikkerhedsstillelse)~~Pledge of collateral to Danmarks Nationalbank (DA: Sikkerhedsstillelse)~~
	ES-PTO	Guarantees in securities in favour of Banco de Portugal (BdP)	Securities moved to a dedicated NCB securities account as collateral in return for credit facilities provided by the NCB	<To be delivered in a later version of this SDD>
	ES-PTO	Pledge of securities in favour of BdP/FGD - Fundo de Garantia de Depósitos (Deposit Guarantee Fund)	Securities on the CSD Participant's securities account pledged in favour of the NCB as guarantee for the customers of the CSD Participant (i.e. financial institution) to receive a percentage of their cash savings back should the financial institution (CSD Participant) face bankruptcy	<To be delivered in a later version of this SDD>
Pledge to National Regulator	ES-PTO	Pledge of securities in favour of CMVM (National Regulator)/ Investor Compensation System (SII)	Securities on the CSD Participant's securities account pledged in favour of the National Regulator as guarantee for the customers of the CSD Participant (i.e. financial institution) to receive a percentage of their securities holdings/investments back should the financial institution (CSD Participant) face bankruptcy	<To be delivered in a later version of this SDD>
Pledge of securities	ES-CPH	The right of pledge (DA: Panteretten)	Statutory right for a credit provider to register a pledge of securities on a specific account of a CSD Participant as security for repayment of short-term credit facilities provided to that CSD	11.3.2 - The right of pledge (DA: Panteretten)~~The right of pledge (DA: Panteretten)~~

			Participant in connection with the settlement of a financial transaction	
	ES-CPH	Cash reservation (DA: Kontantforbehold)	Transfer of title to securities made conditional by the seller of such securities upon payment of the purchase price within a specified deadline	11.3.3 - Cash reservation (DA: Kontantforbehold)~~Cash reservation (DA: Kontantforbehold)~~

Please note that a detailed assessment of current collateral and pledge facilities of Euronext Securities Oslo has not been conducted and is contingent on the decision of the Norwegian market to migrate to T2S.

For Euronext Securities Copenhagen registration of rights holders is described in the Client Master Data and Account Management SDD.

11.1 T2S auto-collateralisation

Auto-collateralisation in T2S is an automatic process aiming to facilitate smooth real-time DvP settlement in CeBM. It is, in essence, a credit operation that can be triggered when a buyer does not have sufficient funds to settle a securities transaction which is otherwise ready for settlement.

In T2S, the auto-collateralisation functionality applies to two types of credit:

- **Central bank auto-collateralisation** (predominantly used): credit from a central bank to a payment bank, in which case the central bank is the credit provider, and the payment bank the credit consumer
- **Client auto-collateralisation**: credit from a payment bank to one of its clients in which case the payment bank is the credit provider and its client the credit consumer

Central bank auto-collateralisation is executed fully automatically by T2S in accordance with static data provided to T2S by the NCBs.

11.1.1 T2S auto-collateralisation procedures

T2S supports the following auto-collateralisation procedures:

- **Repo**: Securities are transferred from the CSD Participant's securities account to the Collateral Receiving Account (CRA) of the credit provider
- **Pledge**: Securities are transferred from a securities account of the credit consumer to another securities account of the credit consumer which is pledged to the credit provider

- **Pledge on a sub-account**: Securities are restricted in the securities account where it is held, as a blocked securities position in favour of the credit provider (i.e. the NCB)

For client auto-collateralisation, the repo procedure is the only option available in T2S.

It should be noted that the NCBs in the jurisdictions of Euronext Securities Copenhagen, Euronext Securities Milan, and Euronext Securities Porto, like most NCBs, use the repo procedure for providing intraday credit.

11.1.2 T2S auto-collateralisation forms

T2S auto-collateralisation has two main forms:

- **On flow**: Credit secured by securities purchased in connection with the provision of credit

- **On stock**: Credit secured by securities already held by the credit consumer

When generating auto-collateralisation transactions, T2S initially uses collateral on flow and, subsequently, collateral on stock.

T2S auto-collateralisation on flow

If a settlement instruction indicates that the securities purchased may be used for auto-collateralisation, such securities may be used as collateral to obtain intraday credit for settlement of the instruction in the case of insufficient funds. Where the collateral value of the securities purchased is not sufficient to cover the lack of funds, T2S will attempt to supplement with collateral on stock.

T2S auto-collateralisation on stock

In the case of insufficient funds and where collateral on flow does not cover the lack of funds, T2S will generate auto-collateralisation transactions based on stock of securities already available on the CSD Participant's securities account earmarked for collateral provision ('collateral on stock'). In this case eligible collateral on stock is transferred to the relevant CRA held by or pledged to the CSD Participant's credit provider.

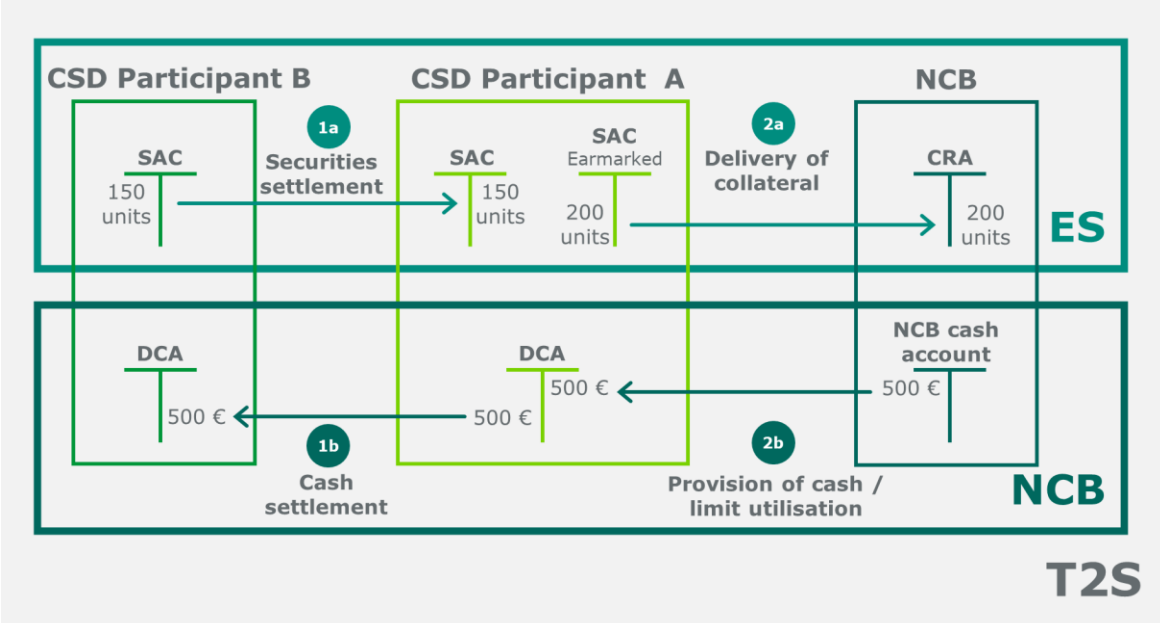

Figure 21~~20~~ - Scenario of central bank auto-collateralisation on stock, where securities are transferred to a CRA held by the NCB. Movement 1 and 2 take place on an all-or-none basis to ensure that collateralisation is used exclusively for the respective transaction

11.1.3 T2S auto-collateralisation limits

T2S auto-collateralisation limits are set by the credit provider and serve as a tool enabling NCBs and payment banks to manage the amount of credit provided to a credit consumer.

A **central bank auto-collateralisation limit** is set by each NCB for each DCA of a payment bank, allowing the NCB to control the amount of credit granted to each payment bank.

Payment banks can set three different types of limits for each of its clients or group of clients, as listed below. Only the second limit concerns auto-collateralisation in T2S, while the others cap the cash amount in the payment bank's DCA available to its clients.

1. The external guarantee limit is used by a payment bank to cap the amount of liquidity provided to its clients and is secured outside T2S. This liquidity is used before any client auto-collateralisation is triggered in T2S.
2. The **client auto-collateralisation limit** caps the credit provided to the client of the payment bank via auto-collateralisation in T2S. It is only utilised once the external guarantee limit has been reached.
3. The unsecured credit limit is used after both the external guarantee limit and the client auto-collateralisation limit have been reached.

Both NCBs and payment banks can adjust T2S auto-collateralisation limits at any point during the settlement day.

Credit consumers and credit providers can monitor their limit usage through the CMB monitoring tool.

- The CMB of a payment bank shows the amount of credit provided at the NCB to that payment bank and its remaining 'headroom', i.e. the amount of credit the payment bank can still utilise without exceeding the central bank auto-collateralisation limit
- The CMB of a payment bank's client takes into account the three different limits described above, presenting the headroom of each limit as well as the headroom corresponding to all three

11.1.4 T2S auto-collateralisation static data

For the provision of intraday credit through T2S auto-collateralisation, the static data must be registered accordingly by the credit providers i.e.:

- NCBs for central bank auto-collateralisation
- payment banks for client auto-collateralisation

Table 30 – T2S auto-collateralisation static data registration

Parameter	For central bank auto - collateralisation	For client auto-collateralisation
Procedure	- Repo - Pledge - Pledge sub	N/A (by default repo)
Securities account to be used	Securities account where selected collateral must be held or moved to, as applicable, in the case of intraday credit provision	
Credit provisioning cash account	NCB cash account debited to provide intraday credit through auto-collateralisation in T2S in a given currency	N/A
Eligible collateral and prices	List of securities accepted as collateral and, each settlement day, the associated valuation prices, and optionally own-use valuation prices in the currency of the intraday credit The provision of these parameters may take place through collateral management systems	
Limit	Maximum amount that may be provided per credit consumer	

It is a prerequisite for the utilisation of intraday credit through auto-collateralisation in T2S that:

- the link between the relevant securities account and DCA must be marked to be used for auto-collateralisation; and

the credit consumers must earmark the securities positions which may be used as collateral to their credit providersTable 31 - T2S auto-collateralisation registration

Parameter	Registration	Responsible
CMB securities account link	Links between the relevant DCAs and securities accounts of the CSD Participant must be marked by the CSD of the CSD Participant that the links may be used for auto-collateralisation.	CSD
Earmark securities positions eligible for collateral	The credit consumer of an intraday credit provided by auto-collateralisation must segregate the securities available as collateral, i.e.: Earmark the securities position eligible for auto-collateralisation for the considered currency or for all currencies (see section 11.2 - Registration of settlement restriction~~Registration of settlement restriction~~) Ensure that the securities are held in securities account(s) for which a link for auto-collateralisation with a DCA has been set up as explained above	CSD Participant (credit consumer)

11.1.5 T2S auto-collateralisation process

From a technical perspective, the T2S auto-collateralisation functionality leads to the automatic generation of additional settlement instructions for both the credit consumer and the credit provider, in order to achieve:

- the debit and credit of cash on the relevant DCAs
- the delivery of collateral earmarked for auto-collateralisation

The cash obtained through such credit operation is immediately used to settle the transaction that triggered auto-collateralisation.

Whenever auto-collateralisation is triggered, in addition to the settlement instructions described above, the reverse settlement instructions for reimbursement of the credit provided are automatically generated and put on hold by T2S.

Reimbursement of credit provided can be initiated at any time during the settlement day by the payment bank, either as credit consumer or credit provider by releasing the reverse settlement instructions.

All credit provided to payment banks by means of central bank auto-collateralisation has to be reimbursed by the end of the settlement day. In case any auto-collateralisation operations are pending at the end of the settlement day, T2S triggers the automatic reimbursement. If the payment bank has insufficient liquidity to reimburse the pending

auto-collateralisation operations, they are converted to credit and handed over to the collateral management system (CMS) of the NCB.

With respect to client auto-collateralisation, it is entirely up to the payment bank to ensure that all reimbursements take place. There is no automatic reimbursement for client auto-collateralisation at the end of the settlement day.

11.1.6 T2S auto-collateralisation messages

The following messages support the T2S auto-collateralisation process:

Table 32 – T2S auto-collateralisation messages

Input/ Output	Message	Type	Message label	ISO 20022	ISO 15022	Processing status
ES/T2S output	Collateral Settlement Notification	Status advice	SecuritiesSettlementTransactionGenerationNotification	sese.032	MT548	- 'Collateral' - 'Hold reverse collateral'
	Settlement Confirmation	Confirmation	SecuritiesSettlementTransactionConfirmation	sese.025	MT544 MT545 MT546 MT547	- 'Full Settlement'
CSD Participant input	Settlement Condition Modification Request	Request (release of reimbursement)	SecuritiesSettlementConditionModificationRequest	sese.030	MT530	-
ES/T2S output	Settlement Condition Modification Status Advice	Status advice (on CSD Participant released reimbursement)	SecuritiesSettlementConditionModificationStatusAdvice	sese.031	MT548	- 'Accepted' or 'Rejected' (1) - 'Executed' or 'Denied' (1)
	Settlement Status Advice	Status advice (release executed)	SecuritiesSettlementTransactionStatusAdvice	sese.024	MT548	- 'Pending', with 'No hold remain(s)'
	Settlement Confirmation	Confirmation (release executed)	SecuritiesSettlementTransactionConfirmation	sese.025	MT544 MT545 MT546 MT547	- 'Full Settlement'
	Settlement Status Advice	Status advice (if T2S cancels due to CSD Participant having insufficient liquidity to reimburse)	SecuritiesSettlementTransactionStatusAdvice	sese.024	MT548	- 'Cancelled'

(1) Corresponding error reason code(s) are provided in the case of 'Rejected' or 'Denied'.

11.2 Registration of settlement restriction

A settlement restriction is used in T2S to move securities within the same securities account to a specific sub-position type for the purpose of blocking, reservation or earmarking of securities positions:

Table 33 – Restriction types

Restriction type	Description
Blocking	The securities positions are transferred from an available situation (AWAS) to a blocked situation.
Reservation	The securities positions are transferred from an available situation (AWAS) to a reserved situation.
Earmarking	The securities positions can be transferred from an available situation (AWAS) to an earmarked situation to be used as collateral in the event of auto-collateralisation.

For the registration of settlement restrictions, Euronext Securities offers the following restriction types. These restriction types must be indicated in the settlement restriction message:

Table 34 – Euronext Securities restriction types

ES CSD	Blocking	Reservation	Earmarking
ES-CPH	- BLCK - Blocking of securities position - PLDG - Right of pledge (Panteretten) blocking of securities position - PMRE - Cash reservation (Kontantforbehold) blocking of securities position	- RESE – Reservation of securities position	- EEUR - Earmarking for auto- collateralisation (EUR currency) - EDKK - Earmarking for auto- collateralisation (DKK currency) - EXXX - Earmarking for auto-collateralisation (for all currencies)

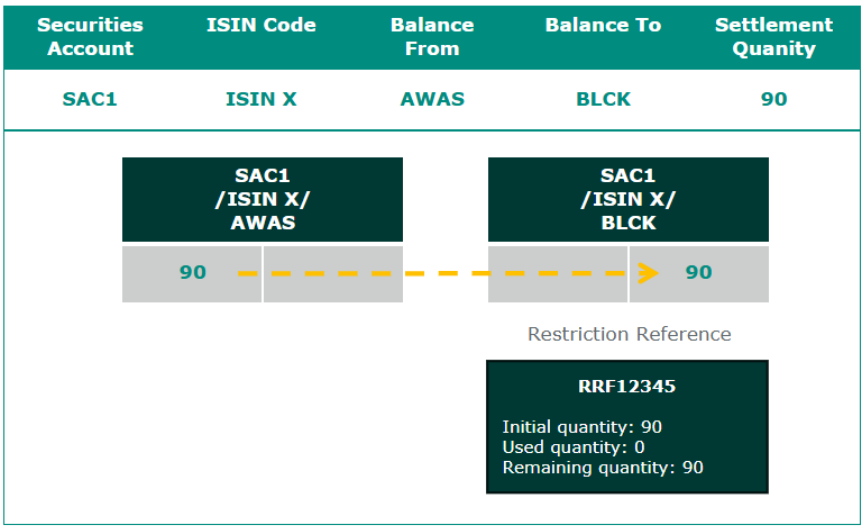

Figure 22~~21~~ – Set-up for blocking of securities position.

11.2.1 Settlement restriction process

Upon receiving a settlement restriction, T2S firstly performs a business validation. As a result of the validation the settlement restriction is either accepted or rejected.

If the settlement restriction is accepted, T2S continues the process once the ISD is reached. At that moment, T2S submits the settlement restriction for a settlement attempt involving a:

- Eligibility criteria check: T2S checks if the settlement restriction is eligible for a settlement attempt according to the fulfilment of indicated link(s) with other settlement restrictions or settlement instructions, or according to the applicability of the relevant settlement cut-off
- Intraday restriction check: T2S checks if the settlement restriction is under an intraday restriction on the involved securities account or parties which own the securities account or securities
- Provision check: T2S performs a provision check on the involved securities position from which the resources are to be debited

If all the above are successful, the settlement restriction is processed to booking.

When the settlement restriction is booked, T2S:

- updates the securities positions involved
- generates a restriction reference (only applicable for blocking and reservation)
- informs the CSD Participant of the reference, when applicable, and that the settlement restriction has been settled (full or partial)

It should be noted that only settlement restriction reservation and earmarking can partially be executed. If the holding of a securities position is insufficient to fully settle a settlement restriction blocking, then it remains unsettled till recycled.

Table 35 – Restriction type settings

Restriction type	Restriction reference shared	Partial settlement possible
Blocking	**YES**	**NO**
Reservation	**YES**	**YES**
Earmarking	**NO**	**YES**

11.2.2 Settlement restriction increase/decrease

A CSD Participant can increase or decrease restrictions that have already been created on securities positions by submitting another settlement restriction.

Increase/decrease of an already existing settlement restriction is possible for the following use cases:

Table 36 – Restriction type increase/decrease optionality

Restriction type	Increase	Decrease
Blocking	**YES**	**YES**
Reservation	**YES**	**YES**
Earmarking	**NO**	**YES**

In order to increase/decrease an existing settlement restriction, the CSD Participant must specify in the settlement restriction the restriction type and, for blocking and reservation, also indicate the restriction reference of the existing settlement restriction.

The rules applicable for the different use cases are shown below:

Table 37 – Fields to be specified for increase/decrease of settlement restrictions

Restriction type	Restriction type required	Restriction reference required
Blocking	**YES**	**YES**
Reservation	**YES**	**YES**
Earmarking	**YES**	**N/A**

If the restriction reference is not provided in the settlement restriction message when it is required, T2S treats the settlement restriction as a new instruction instead of increasing/decreasing the existing settlement restriction.

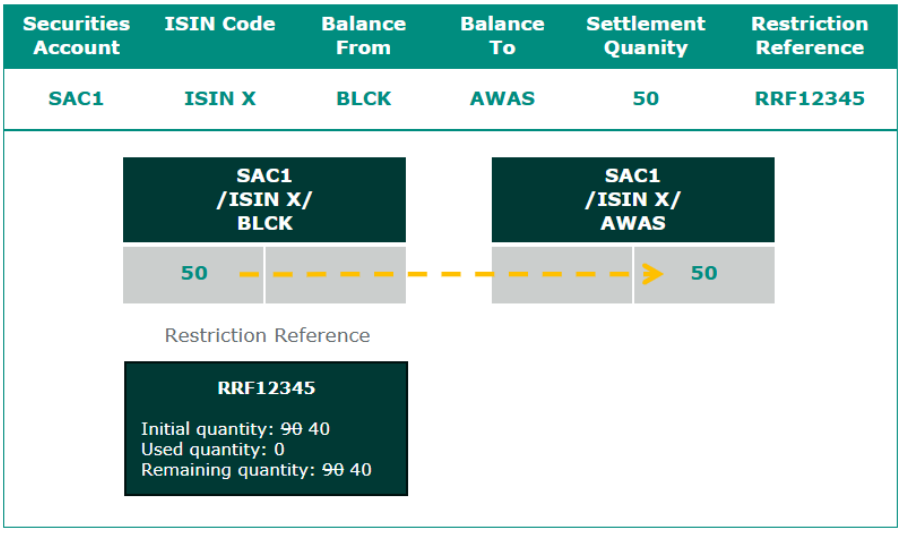

Figure 23~~22~~ - Decrease blocking of securities position by submitting another settlement restriction.

Another way to decrease a settlement restriction is by the CSD Participant submitting a settlement instruction to specifically use the blocked securities position/quantity to settle. Such settlement instruction must specify the relevant restriction reference(s). A settlement instruction can refer to one or more restriction reference(s) shared with the CSD Participant when the settlement restriction was set up.

11.2.3 Settlement restriction references

An ICP can choose to submit one or more message references. The fields considered mandatory or optional, respectively, for each message are defined in Euronext Securities MyStandards.

Depending on the references shared by the ICP, Euronext Securities will revert in line with the principles illustrated below:

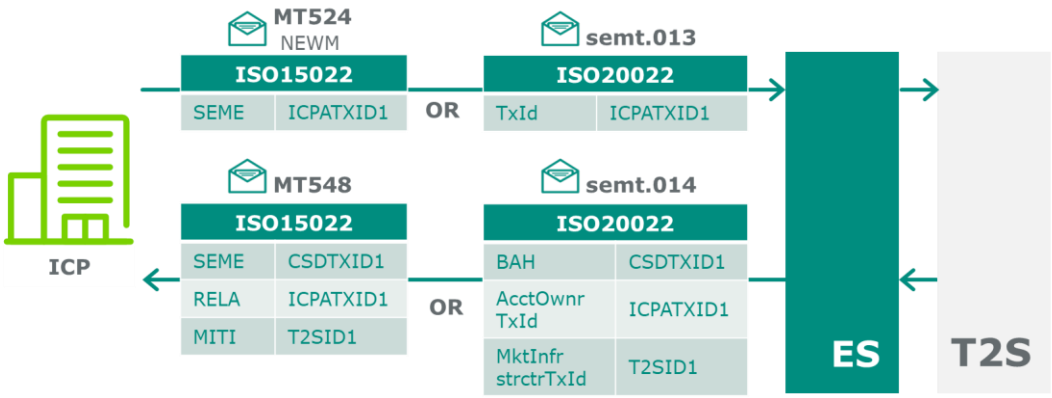

Figure 24~~23~~ - Settlement restriction (setup) submitted by an ICP in ISO15022 or ISO20022, processed via Euronext Securities to T2S, and followed by a settlement restriction status advice from T2S shared with the ICP by Euronext Securities in the ICP subscribed message format.

Note that when a CSD Participant wishes to submit maintenance instructions to either increase, decrease or cancel a settlement restriction, such maintenance instructions must be submitted according to specific rules when it comes to message references. The full details can be found in section 11.2.2~~11.2.2~~ - Settlement restriction increase/decrease~~Settlement restriction increase/decrease~~ and section 11.2.6~~11.2.6~~ - Settlement restriction cancellation reference~~Settlement restriction cancellation reference~~.

11.2.4 Settlement restriction messages

The following messages support the settlement restriction process:

Table 38 – Settlement restriction messages

Input/Output	Message	Type	Message label	ISO 20022	ISO 15022	Processing status
CSD Participant input	Intra Position Instruction	Request (setup, increase, decrease)	IntraPositionMovementInstruction	semt.013	MT524	-
ES/T2S output	Intra Position Advice	Status advice (all restriction types)	IntraPositionMovementStatusAdvice	semt.014	MT548	- 'Accepted' or 'Rejected' (1) - 'Pending' with 'Eligibility failure' or 'Under intraday restriction' or 'Provision check failure'
		Status advice (partial settlement of reservation)				- 'Pending' with 'Partial settlement (unsettled part)'
	Intra Position Confirmation	Confirmation (all restriction types)	IntraPositionMovementConfirmation	semt.015	MT508	- 'Full settlement'
		Status advice (partial settlement of earmarking)				- 'Partial execution'
		Status advice (partial settlement of reservation)				- 'Last partial settlement'
						- 'Partial settlement (settled part)'

(1) Corresponding error reason code(s) are provided in the case of 'Rejected'.

11.2.5 Settlement restriction cancellation process

A CSD Participant may send a cancellation instruction to cancel a settlement restriction.

Upon receiving a settlement restriction cancellation, T2S firstly perform a business validation. As a result of the validation the restriction cancellation is either accepted or rejected.

If the settlement restriction cancellation is accepted, T2S checks the settlement status of the referenced settlement restriction.

If the settlement status of the referenced settlement restriction is 'Settled' or already 'Cancelled', then the settlement restriction cancellation is denied. If the referenced settlement restriction does not fulfil this condition, T2S modifies the referenced settlement restriction and informs the CSD Participant that the settlement restriction cancellation has been executed.

A CSD Participant is informed on the result of the settlement restriction cancellation process, via a cancellation request status advice message. Other interested parties can also be informed depending on their message subscription preferences.

11.2.6 Settlement restriction cancellation reference

A settlement restriction cancellation request can be used to cancel a settlement restriction. To indicate the settlement restriction to be cancelled, the following references are used:

- T2S Reference = Market Infrastructure Transaction Id (MktInfrstrctrTxId), or
- T2S CSD Participant Reference = Account Owner Transaction Id (AcctOwnrTxId)

11.2.7 Settlement restriction cancellation messages

The following messages support the settlement restriction cancellation process:

Table 39 – Settlement restriction cancellation messages

Input/Output	Message	Type	Message label	ISO 20022	ISO 15022	Processing status
CSD Participant input	Cancellation Request	Request	SecuritiesTransactionCancellationRequest	sese.020	MT524	-
ES/T2S output	Cancellation Request Status Advice	Status advice	SecuritiesSettlementConditionModificationStatusAdvice	sese.027	MT548	- 'Accepted' or 'Rejected' (1) - 'Executed' or 'Denied' (1)
	Intra Position Advice	Status advice	IntraPositionMovementStatusAdvice	semt.014	MT548	- 'Cancelled'

(1) Corresponding error reason code(s) are provided in the case of 'Rejected' or 'Denied'.

11.3 Euronext Securities Copenhagen – Collateral and pledge facilities

11.3.1 Pledge of collateral to Danmarks Nationalbank (DA: Sikkerhedsstillelse)

This service is available to CSD Participants in Euronext Securities Copenhagen.

Euronext Securities Copenhagen supports the option of a CSD Participant to provide securities as collateral to Danmarks Nationalbank by transferring securities to a pledged securities account held by Danmarks Nationalbank. Requests for transferring securities to and from the pledged securities account can only be submitted via SPI (Sikkerhedsstillelse og Pengepolitiske Instrumenter), a platform of Danmarks Nationalbank. For a detailed description of the pledge of collateral to Danmarks Nationalbank, reference is made to the Terms & Conditions of Danmarks Nationalbank.

The preconditions required by Euronext Securities Copenhagen to support the CSD Participant in the pledge of collateral to Danmarks Nationalbank are:

- The CSD Participant must have a collateral agreement in place with Danmarks Nationalbank
- Danmarks Nationalbank must have a securities account dedicated to collateral pledged by the CSD Participant i.e. the pledged securities account
- The CSD Participant must have a securities account linked to the collateral agreement with Danmarks Nationalbank in order to transfer securities to and from the pledged securities account held by Danmarks Nationalbank
- Danmarks Nationalbank must have a Power of Attorney (PoA), enabling it to instruct transfers to and from the pledged securities account at Danmarks Nationalbank and the CSD Participant's securities account linked to the collateral agreement

Pledging of collateral to Danmarks Nationalbank is conducted by:

- establishing the pledge:
- by transferring securities from the CSD Participant's securities account to the pledged securities account held by Danmarks Nationalbank
- Euronext Securities Copenhagen will send the SPI generated settlement instructions to T2S and will revert with the T2S processing outcome when received
- depreciating/cancelling the pledge by transferring securities from the pledged securities account held by Danmarks Nationalbank:

- by transferring securities from the pledged account held by Danmarks Nationalbank to the CSD Participant's securities account to the pledged securities account
- Euronext Securities Copenhagen will send the SPI generated settlement instructions to T2S and will revert with the T2S processing outcome when received

11.3.2 The right of pledge (DA: Panteretten)

This service is available to CSD Participants in Euronext Securities Copenhagen.

The right of pledge (DA: Panteretten) is a statutory right (see the Danish Capital Markets Act §182(3) and BEK no. 1174 from 31 October 2017) for a credit provider to register a pledge of purchased securities as security for repayment of short-term credit facilities provided to that CSD Participant in connection with the settlement of a financial transaction. The service is not technically limited to segregated accounts. If a CSD Participant chooses to use the technical solution for its omnibus securities accounts, the CSD Participant must assess and take the responsibility for whether the solution works as intended, especially from a legal point of view.

~~The service is in accordance with the Danish Capital Markets Act §182(3) and BEK no. 1174 from 31 October 2017.~~

There are three phases connected to the utilisation of the 'right of pledge':

- Establishment of a pledge based on the 'right of pledge':

  A pledge may be established on the basis of the 'right of pledge' by the pledgee CSD Participant submitting an RvP settlement instruction with a linked settlement restriction on the relevant securities position and identifying the settlement restriction as a 'right of pledge' by using a dedicated blockage Restriction Type PLDG and using a pool reference to link the settlement instruction and settlement restriction with each other (see section 11.2~~11.2~~ - Registration of settlement restriction~~Registration of settlement restriction~~).

- Retention of the 'right of pledge':

  Via MyEuronext the pledgee CSD Participant may trigger the option to retain the 'right of pledge' before 16:45 on the ISD of the linked settlement instruction.

- Lift of the 'right of pledge':

  May be executed by the pledgee CSD Participant submitting a settlement restriction (intraposition movement) referencing the T2S restriction reference ID of the original settlement restriction.
  If the pledgee CSD Participant has neither lifted nor retained the settlement restriction by the deadline, Euronext Securities Copenhagen will by default submit a settlement restriction (intraposition movement) to T2S at 16:45 on the ISD of the linked settlement instruction, moving the blocked position to available.

11.3.3 Cash reservation (DA: Kontantforbehold)

This service is available to CSD Participants in Euronext Securities Copenhagen.

Cash reservation (DA: Kontantforbehold) is a statutory right (see the Danish Capital Markets Act §188 and BEK no. 1174 from 31 October 2017) consisting of a reservation where the transfer of title to securities is made conditional by the seller of such securities upon payment of the purchase price within a specified deadline. The service is not technically limited to segregated accounts. If a CSD Participant chooses to use the technical solution for its omnibus securities accounts, the CSD Participant must assess and take the responsibility for whether the solution works as intended, especially from a legal point of view.

~~The service is in accordance with the Danish Capital Markets Act §188 and BEK no. 1174 from 31 October 2017.~~

There are three phases connected to the utilisation of the cash reservation:

- Establishment of the cash reservation:

  Established by the CSD Participant submitting a DFoP settlement instruction with a linked settlement restriction on the securities position and identifying the settlement restriction as a cash reservation by using a dedicated blockage Restriction Type PMRE~~)~~ and using a pool reference to link the settlement instruction and settlement restriction with each other (see section 11.2~~11.2~~ - Registration of settlement restriction~~Registration of settlement restriction~~)

- Retention of the cash reservation:

  Via MyEuronext the CSD Participant may trigger the option to retain the cash reservation before 17:30 on the ISD of the linked settlement instruction.

- Lift of the cash reservation:

  May be executed by the CSD Participant submitting a settlement restriction (intraposition movement) referencing the T2S restriction reference ID of the original settlement restriction. If the CSD Participant has neither lifted nor retained the settlement restriction by the deadline, Euronext Securities Copenhagen will by default submit a settlement restriction (intraposition movement) to T2S at 17:30 on the ISD of the linked settlement instruction, moving the blocked position to available.

12. Linked instructions

The T2S platform provides the functionality to link settlement instructions and/or settlement restrictions together. The aim is to submit such linked instructions to specific rules during the T2S business validation, eligibility, or settlement application processes.

Settlement instructions and settlement restrictions can be linked, either via a link specified by a CSD Participant, or via a link generated automatically by the T2S platform.

The instructions are linked using a before (BEFO), after (AFTE) or with (WITH) indicator. The INFO indicator can also be used, but for information purposes only. It is also possible to define a pool reference for a set of settlement instructions.

Settlement instructions linked automatically by the T2S platform aim to cover the settlement of operations, such as realignment (in the case of cross-CSD settlement) or auto-collateralisation. In these cases, the initial settlement instruction and the T2S automatic generated settlement instruction are settled on an all-or-nothing basis.

12.1 CSD Participant linked instructions

CSD Participants can link settlement instructions and/or settlement restrictions together via:

- a processing position code, as defined in the following table
- a pool reference, which is a collective reference to identify a set of settlement instructions and/or settlement restrictions that are to be settled together on an all-or-nothing basis

Table 40 – Processing position codes

Processing position code		Description
AFTE	After	A settlement instruction or settlement restriction is to be settled after or at least at the same time as the linked settlement instruction or settlement restriction.
BEFO	Before	A settlement instruction or settlement restriction is to be settled before or at least at the same time as the settlement instruction or settlement restriction.
WITH	All-or-nothing	A settlement instruction or settlement restriction is to be settled at the same time as the linked settlement instruction or settlement restriction.
INFO	Information	For information purposes only. There is no processing in T2S behind this code.

With the use of a processing position code, a CSD Participant has the option to link:

- Two settlement instructions
- Two settlement restrictions
- One settlement instruction with one settlement restriction
- One settlement instruction or settlement restriction can be executed before, after or at the same time as an existing pool, by linking the instruction to any instruction that belongs to that pool, through a processing position code WITH, AFTE or BEFO and the reference of the linked instruction. In this case, no pool reference is needed.

Settlement instruction(s) and/or settlement restriction(s) can be linked whatever the type (delivery/receipt), the ISIN code or the intended settlement date, provided that the links do not contradict each other.

12.2 T2S linked instructions

For the following instructions, the T2S platform automatically creates links between instructions to be settled on an 'all-or-nothing' basis, relating to:

- Realignment (in the case of cross-CSD settlement)
- Auto-collateralisation
- Substitution of collateral
- Relocation of collateral at the end of the day
- Additional liquidity transfer
- Liquidity rebalancing

13. Settlement instruction maintenance

Settlement instruction maintenance include:

- Settlement instruction amendment
- Settlement instruction hold, release and partial release
- Settlement instruction cancellation

The maintenance instructions are submitted with the aim to either amend the process indicators of a settlement instruction, to hold, release or partially release a settlement instruction or to cancel a settlement instruction.

13.1 Settlement instruction amendment

As a CSD Participant it is possible to send an amendment instruction to modify a process indicator of a settlement instruction. The process indicator available for amendment will depend on the status of the settlement instruction.

13.1.1 Amendment indicators

Only the following process indicators can be amended in a settlement instruction:

- Partial settlement indicator and partial settlement threshold type (see section 9.3.3~~9.3.3~~ - Partial settlement~~Partial settlement~~)
- Priority (see section 9.3.2~~9.3.2~~ - Prioritisation~~Prioritisation~~)
- Linkage (see section 12~~12~~ - Linked instructions~~Linked instructions~~)

Additionally, for partially settled instructions, the priority indicator of the unsettled part can be amended.

Table 41 – Amendment indicator optionality

	Partial settlement indicator and threshold type	Priority	Linkage
Settlement Instruction	**YES**	**YES**	**YES**
Partial Settled Instruction	**NO**	**YES**	**NO**

Only one process indicator is allowed to be modified per amendment instruction. If more than one process indicator needs to be modified, then another amendment instruction is required.

If other fields than the Hold/Release indicator and the ones specified above need to be changed in the instruction, then the referenced settlement instruction must be cancelled and a new settlement instruction must be submitted.

13.1.2 Amendment process

Upon receipt of an amendment instruction, the T2S platform will first perform a business validation. The result of the validation is either accepted or rejected.

If the amendment instruction is accepted, then T2S will continue the process and check the status of the referenced settlement instruction. If the referenced settlement instruction meets any of the following conditions, then the amendment instruction is denied:

- The settlement status of the referenced settlement instruction is 'Settled' or 'Cancelled'
- The referenced settlement instruction is identified as CoSD (see section 10~~10~~ - Conditional Securities Delivery~~Conditional Securities Delivery~~)
- The referenced settlement instruction is partially settled, and the amendment instruction refers to a process indicator other than 'Priority'

If the referenced settlement instruction does not meet any of the above conditions, then T2S modifies the referenced settlement instruction and informs the CSD Participant that the amendment instruction has been executed.

A CSD Participant will be informed on the result of the amendment process, via a settlement condition modification status advice message. Other interested parties can also be informed depending on their message subscription preferences.

13.1.3 Amendment references

An amendment instruction can be used to amend the process indicator of only one leg of the settlement instruction, or both legs at the same time. Note that the latter is only possible if the settlement instruction entered T2S as already matched.

The reference type is used to indicate whether the amendment instruction is for one leg or for both legs of the settlement instruction. The table below shows the reference types of the settlement instructions which should be used in the different scenarios:

Table 42 – Amendment references

	Already matched settlement instruction	Settlement instruction matched in T2S
Amendment instruction of one leg of the settlement instruction	T2S Reference = Market Infrastructure Transaction Id (MktInfrstrctrTxId)	T2S Reference = Market Infrastructure Transaction Id (MktInfrstrctrTxId) OR T2S CSD Participant Reference = Account Owner Transaction Id (AcctOwnrTxId)
Amendment instruction of both legs of the settlement instruction	T2S CSD Participant Reference = Account Owner Transaction Id (AcctOwnrTxId)	N/A

13.1.4 Amendment messages

The following messages support the amendment process:

Table 43 – Amendment messages

Input/Output	Message	Type	Message label	ISO 20022	ISO 15022	Processing status
CSD Participant input	Settlement Condition Modification Request	Request	SecuritiesSettlementConditionModificationRequest	sese.030	MT530	-
ES/T2S output	Settlement Condition Modification Status Advice	Status advice	SecuritiesSettlementConditionModificationStatusAdvice	sese.031	MT548	- 'Accepted' or 'Rejected' (1) - 'Executed' or 'Denied' (1)

(1) Corresponding error reason code(s) are provided in the case of 'Rejected' or 'Denied'.

13.2 Settlement instruction hold/release

As a CSD Participant, it is possible to hold and release a settlement instruction. Settlement instructions on hold are not eligible for the settlement process and are kept pending until they are released by all involved parties, regardless of their intended settlement date. However, settlement instructions on hold can be matched, amended, or cancelled.

Note however that a settlement instruction on CoSD hold cannot be amended and can only be cancelled by the CoSD administering party (see section 13.3.4~~13.3.4~~ -

Cancellation during Conditional Securities Delivery~~Cancellation during Conditional Securities Delivery~~).

It is also possible to hold the pending part of a partially settled settlement instruction and, under specific conditions, to partially release a settlement instruction.

Additionally, T2S automatically puts a settlement instruction on hold if it meets any rules defined by the CSDs, known as CSD validation hold, or if it is identified as a CoSD on the ISD (see section 10~~10~~ - Conditional Securities Delivery~~Conditional Securities Delivery~~).

CSD Participants that wish to hold, release, or partially release an existing settlement instruction need to send a hold/release instruction with only one modification per instruction. CSD Participants can also send a settlement instruction as on hold from the moment it is submitted.

13.2.1 Hold indicators

There are two indicators which can be used to apply a hold on a settlement instruction:

- A CSD Participant can use the PTYH, Party Hold indicator, to apply a hold on a settlement instruction.
- As CSD, Euronext Securities can use CSDH, CSD Hold indicator, to apply a hold on a settlement instruction.

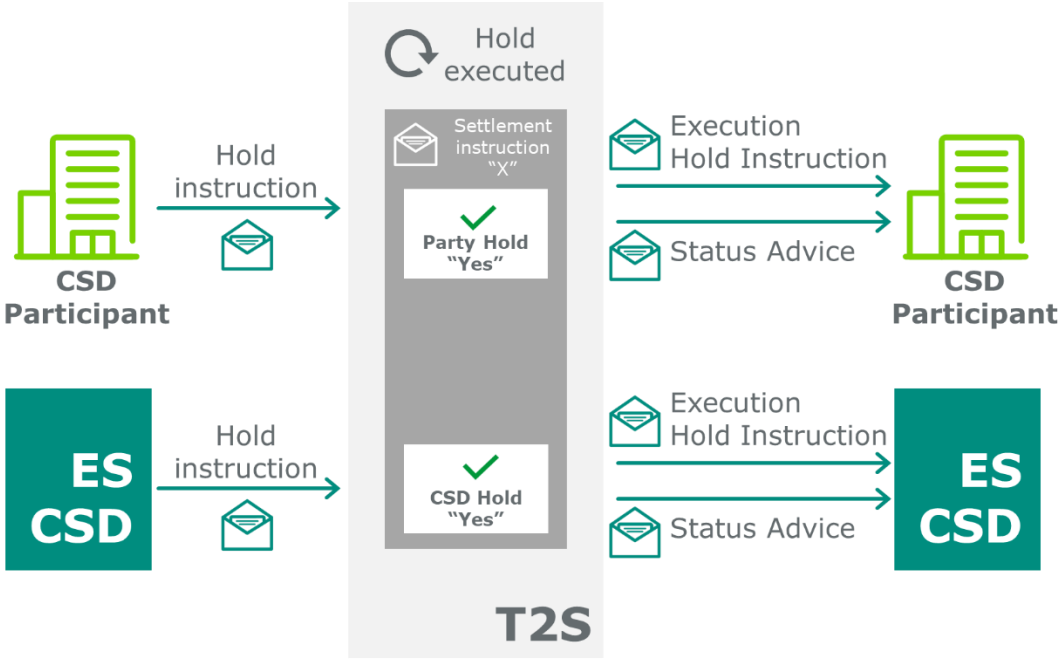

Figure 25~~24~~ – Hold indicator process.

In addition to these indicators, there are two hold indicators that T2S applies automatically based on CSD rules:

- CSD Validation Hold – the T2S platform puts the settlement instruction on hold, based on the rules the CSD has created. Only the CSD can release the instruction

- CoSD Hold – A CoSD Hold indicates that the instruction is on hold due to one or more Conditional Settlement Delivery rules set by Euronext Securities (see section 10~~10~~ - Conditional Securities Delivery~~Conditional Securities Delivery~~)

These hold indicators are independent of one another, so the T2S platform allows different parties to hold settlement instructions (using Party Hold and CSD Hold) at the same time.

To hold a settlement instruction, the CSD Participant must enter 'Yes' in the hold indicator of the hold instruction and apply the references as explained in section 13.2.5~~13.2.5~~ - Hold/release references~~Hold/release references~~.

13.2.2 Hold process

Upon the receipt of a hold instruction, the T2S platform will first perform a business validation. The result of the validation is either accepted or rejected.

If the hold instruction is accepted, then T2S will continue the process and check the status of the referenced settlement instruction. If the referenced settlement instruction meets any of the following conditions, then the hold instruction is denied:

- The settlement status of the referenced settlement instruction is 'Settled' or 'Cancelled'

- The referenced settlement instruction is identified as CoSD (see section 10~~10~~ - Conditional Securities Delivery~~Conditional Securities Delivery~~)

- The referenced settlement instruction is already on 'Party Hold' or 'CSD Hold'

The T2S platform considers a settlement instruction to be on hold, and consequently not eligible for settlement, if at least one of the hold statuses ('Party Hold', 'CSD Hold', 'CSD Validation Hold' or 'CoSD Hold') is set to 'Yes'.

If a settlement instruction remains on hold at the end of its intended settlement date, the T2S platform recycles the instruction according to the T2S platform recycling rules. For more information on this process (see section 9.4~~9.4~~ - Recycling~~Recycling~~).

13.2.3 Release process

Upon the receipt of a release instruction the T2S platform will first perform a business validation. The result of the validation is either accepted or rejected.

If the release instruction is accepted, then T2S will continue the process and check the status of the referenced settlement instruction. If the referenced settlement instruction meets any of the following conditions, then the release instruction is denied:

- The settlement status of the referenced settlement instruction is 'Settled' or 'Cancelled'
- The referenced settlement instruction has already been released by the CSD Participant

A settlement instruction on hold can only be released when the CSD Participant or the Euronext Securities CSD sends the corresponding release instruction, with 'No' in the relevant hold indicator.

13.2.4 Partial release process

The T2S platform offers the possibility to partially release settlement instructions on 'Party Hold' for a specific quantity at any time during their lifecycle, until the settlement instructions are settled or cancelled. This functionality is limited to the delivery securities movement type. The partial release instruction must specify the quantity to be released.

A CSD Participant can initiate a partial release on or after the intended settlement date of the settlement instruction.

The partial release request is only valid from the start-of-day period until the relevant end-of-day cut-off of the settlement instruction. Once the cut-off is reached, the partially released settlement instruction is automatically set back fully on hold.

The partially released settlement instruction must conform to all the conditions of partial settlement as for any other settlement instruction (see section 9.3.3~~9.3.3~~ - Partial settlement~~Partial settlement~~).

13.2.5 Hold/release references

A hold/release instruction can be used to put on hold/release only one leg of the settlement instruction, or both legs at the same time. Note that the latter is only possible if the settlement instruction entered T2S as already matched.

The reference type is used to indicate whether the hold/release instruction is for one leg or for both legs of the settlement instruction. The table below shows the reference types of the settlement instructions which should be used in the different scenarios:

Table 44 – Hold/release references

	Already matched settlement instruction	Settlement instruction matched in T2S
Hold/release instruction of one leg of the settlement instruction	T2S Reference = Market Infrastructure Transaction Id (MktInfrstrctrTxId)	T2S Reference = Market Infrastructure Transaction Id (MktInfrstrctrTxId) OR T2S CSD Participant Reference = Account Owner Transaction Id (AcctOwnrTxId)
Hold/release instruction of both legs of the settlement instruction	T2S CSD Participant Reference = Account Owner Transaction Id (AcctOwnrTxId)	N/A

13.2.6 Hold/release/partial release messages

The following messages support the hold/release process:

Table 45 – Messages supporting the hold/release process

Input/Output	Message	Type	Message label	ISO 20022	ISO 15022	Processing status
CSD Participant input	Settlement Condition Modification Request	Request	SecuritiesSettlementConditionModificationRequest	sese.030	MT530	-
ES/T2S output	Settlement Condition Modification Status Advice	Status advice	SecuritiesSettlementConditionModificationStatusAdvice	sese.031	MT548	- 'Accepted' or 'Rejected' (1) - 'Executed' or 'Denied' (1)
	Settlement Status Advice	Status advice (hold executed)	SecuritiesSettlementTransactionStatusAdvice	sese.024	MT548	- 'Pending' with 'Party hold'
		Status advice (release executed)				- 'Pending', with 'No hold remain(s)' - 'Pending' with 'Other hold remain(s)'
		Status advice (partial release executed)				- 'Pending' with 'Execution of partial release'

(1) Corresponding error reason code(s) are provided in the case of 'Rejected' or 'Denied'.

If a CSD Participant's settlement instruction is on hold, the CSD Participant's counterparty is only informed on the intended settlement date, at the start of day.

The CSD Participant's counterparty's settlement instruction status will be communicated as follows:

Table 46 – Message on the status of the counterparty's settlement instruction

Input/ Output	Message	Type	Message label	ISO 20022	ISO 15022	Processing status
ES/T2S output	Settlement Status Advice	Status advice (hold executed)	SecuritiesSettlementTransactionStatusAdvice	sese.024	MT548	- 'Pending' with 'Counterparty's settlement instruction on hold''
		Status advice (release executed)				- 'Pending' with 'Counterparty's settlement instruction is released'
		Status advice (partial release executed)				- 'Pending' with 'Execution of partial release'

13.3 Settlement instruction cancellation

As a CSD Participant, it is possible to send a cancellation instruction to cancel a settlement instruction.

13.3.1 Cancellation process

Upon the receival of a cancellation instruction, the T2S platform will first perform a business validation. The result of the validation is either accepted or rejected.

If the cancellation instruction is accepted, then T2S will continue the process and check the status of the referenced settlement instruction. If the referenced settlement instruction meets any of the following conditions, then the cancellation instruction is denied:

- The settlement status of the referenced settlement instruction is 'Settled' or already 'Cancelled'
- There is a pending cancellation instruction for the same settlement instruction (duplicate check)
- The referenced settlement instruction is identified as CoSD (see section 10~~10~~ - Conditional Securities Delivery~~Conditional Securities Delivery~~)

If the referenced settlement instruction does not meet any of the above conditions, then T2S continues the execution of the cancellation process.

The next step will depend on the processing status of the referenced settlement instruction. If the referenced settlement instruction processing status is:

- Unmatched, then the cancellation instruction is executed immediately
- Matched, then T2S requires a bilateral cancellation. The treatment of the bilateral cancellation will depend on whether the referenced settlement instruction was:
- Matched in T2S, in which case the cancellation is only possible if both counterparties send their cancellation instruction, and the two cancellation instructions match
- Already matched, in which case a single cancellation instruction is sent with the information for both legs

It should be noted that when the CSD Participant's cancellation instruction requires a counterpart cancellation instruction, and the counterpart cancellation instruction has not been received by T2S, then T2S will trigger a cancellation allegement towards the counterpart (see section 7~~7~~ - Allegement~~Allegement~~).

When the counterpart cancellation instruction is received by T2S, it will be processed the same way as mentioned above. This means that if the referenced settlement instruction meets any of the above conditions while waiting for the counterpart cancellation instruction to be received in T2S, then both the CSD Participant's and the counterpart's cancellation instruction are denied. In other words, nothing prevents a settlement instruction from settling while waiting for a counterpart cancellation instruction.

A CSD Participant will be informed of the result of the cancellation process via a cancellation request status advice message. Other interested parties can also be informed depending on their message subscription preferences.

13.3.2 Cancellation references

As detailed above, a cancellation instruction can be used to cancel only one leg of the settlement instruction, or both legs at the same time. Note that the latter is only possible if the settlement instruction entered T2S as already matched.

The reference type is used to indicate whether the cancellation instruction is for one leg or for both legs of the settlement instruction. The table below shows the reference types of the settlement instructions which are to be used in the different scenarios:

Table 47 – References used in cancellation instructions

	Already matched settlement instruction	Settlement instruction matched in T2S
Cancellation instruction of one leg of the settlement instruction	T2S Reference = Market Infrastructure Transaction Id (MktInfrstrctrTxId)	T2S Reference = Market Infrastructure Transaction Id (MktInfrstrctrTxId) OR T2S CSD Participant Reference = Account Owner Transaction Id (AcctOwnrTxId)
Cancellation instruction of both legs of the settlement instruction	T2S CSD Participant Reference = Account Owner Transaction Id (AcctOwnrTxId)	N/A

13.3.3 Cancellation messages

The following messages support the cancellation process:

Table 48 – Cancellation messages

Input/Output	Message	Type	Message label	ISO 20022	ISO 15022	Processing status
CSD Participant input	Cancellation Request	Request	SecuritiesTransactionCancellationRequest	sese.020	MT540 MT541 MT542 MT543	-
ES/T2S output	Cancellation Request Status Advice	Status advice	SecuritiesTransactionCancellationRequestStatusAdvice	sese.027	MT548	- 'Accepted' or 'Rejected' (1) - 'Pending Cancellation' - 'Executed' or 'Denied' (1)
	Settlement Status Advice	Status advice	SecuritiesSettlementTransactionStatusAdvice	sese.024	MT548	- 'Cancellation Requested' - 'Cancelled' (2)

(1) Corresponding error reason code(s) are provided in the case of 'Rejected' or 'Denied'.

(2) Corresponding reason code for the cancellation is provided.

13.3.4 Cancellation during Conditional Securities Delivery

T2S rejects cancellation requests submitted by a CSD Participant, when the referenced settlement instruction is identified as CoSD (see section 10 - Conditional Securities

Delivery~~Conditional Securities Delivery~~). Only the CoSD administering party, i.e. the legal entity responsible for verifying that an external settlement condition for a CoSD is met, can send a cancellation instruction for the relevant settlement instruction.

Euronext Securities will use the T2S CoSD feature for processing against payment transactions in non-T2S currencies (see section 10~~10~~ - Conditional Securities Delivery~~Conditional Securities Delivery~~).

Euronext Securities Copenhagen

For Euronext Securities Copenhagen the CoSD feature will only be used for processing SEK transactions via RIX-RTGS. If a CSD Participant wants to cancel the settlement instruction while it is identified as CoSD, this must be done by contacting Euronext Securities Business Operations who will handle the cancellation request both towards RIX-RTGS and T2S manually.

13.3.5 T2S cancellation by system process

It should be noted that besides the cancellation instructions triggered by the CSD Participant, T2S automatically cancels pending instructions on the platform under the following conditions:

- Settlement instructions, settlement restrictions and cancellation instructions once they exceed their recycling period in T2S
- Settlement instruction due to the failure to create a realignment chain in the context of cross-CSD settlement
- Instructions that do not successfully pass the revalidation process. The revalidation process is triggered at the start of day in T2S and by a change in the reference data that affects the instruction. Note this also applies to matched instructions and that T2S revalidates reference data as of current business day as well as ISD if in the past
- Pending cancellation instruction on the platform when one of the conditions for the denial of a cancellation instruction is met

14. Third-party settlement notifications

Apart from providing the status advice and settlement confirmation feedback to the submitter of the settlement instructions, Euronext Securities also offers the possibility for these messages to be shared with other relevant parties.

In particular:

- **Liquidity messages** may be sent to the **Dedicated Cash Account Owner** in cases where the DCA is used by a party other than its owner.
- **Copy messages** may be sent to the **Securities Account Owner** in cases where a party is instructing on behalf of another party;

These additional message flows ensure that all involved parties receive the information necessary according to their role in the settlement process.

14.1 Liquidity messages

Overview

Liquidity messages provide the Dedicated Cash Account (DCA) owner with information on cash movements when their DCA is used by a third-party for settlement purposes.

- These messages ensure transparency and enable DCA owners to effectively monitor how their liquidity is being utilised. This functionality enables DCA owners to maintain visibility over their cash account usage when other CSD Participants conduct settlement activities impacting their DCA balance.
- Liquidity messages will be provided at the following status changes of the settlement instruction:
  - Matching
  - Bilateral cancellation of matched instructions
  - Settlement confirmation

Message Format and Content

Liquidity messages are available exclusively in ISO 20022 format.

The messages are derived from and will be delivered in the following format:

- Securities Settlement Transaction Status advice (sese.024); and
- Securities Settlement Transaction confirmation (sese.025).

However, liquidity messages are tailored to include only information relevant to the DCA owner, excluding details related to the securities account and ISIN, and are enriched with information about the impacted DCA.

This approach ensures that DCA owners receive the necessary level of transparency for liquidity monitoring, while excluding information that is not relevant to their role.

Liquidity messages are provided on a subscription basis.

14.2 Copy Messages

Overview

Copy messages provide the Securities Account Owner (SAC Owner) with settlement feedback on transactions affecting its securities account, when the instruction is submitted by another party on its behalf.

These messages ensure transparency and enable SAC Owners to effectively monitor settlement activity related to their securities holdings. They provide full visibility over securities account activity when other CSD participants instruct settlement on behalf of the SAC Owner.

Message Format and Content

Copy messages are available in ISO 20022 and ISO 15022 format and via MyEuronext.

Copy messages includes

- Securities Settlement Transaction Status Advice (sese.024/MT548); and
- Securities Settlement Transaction Confirmation (sese.025/MT544-7);

These correspond to **full copies of these messages**. This approach ensures that SAC Owners receive complete and consistent settlement feedback for monitoring and reconciliation purposes.

Copy messages are provided if the SAC owner is subscribing to sese.024/MT548 and sese.025/MT544-7 messages.

15. Euronext Securities CSD specific use cases

15.1 Euronext Securities Copenhagen

15.1.1 MTS Denmark

MTS Denmark is an international trading platform for the trading of Danish government bonds and treasury bills, which facilitates direct transmission of settlement instructions to Euronext Securities Copenhagen. MTS also operates in other markets but only MTS Denmark is expected to have a direct line with a Euronext Securities CSD on the Convergence platform.

When receiving a settlement instruction from MTS Denmark, Euronext Securities Copenhagen will forward the settlement instruction to T2S for acceptance, matching and final settlement.

CSD Participants participating in the MTS Denmark trading system must conclude a separate agreement with Euronext Securities Copenhagen, stating which securities account can be used for settlement of MTS Denmark generated settlement instructions.

Euronext Securities Copenhagen forwards output messages to the CSD Participants involved in accordance with the standard message flow for settlement instructions sent to T2S (see section 9.2.4~~9.2.4~~ – Posting process and messages~~Posting process and messages~~).

A cancellation of a settlement instruction originating from MTS Denmark must be initiated in the MTS Denmark trading system.

16. Operational day management

This section outlines when Euronext Securities systems are available to CSD participants, including both end-users and applications, for securities settlement instructions.

The operational day management is designed to support a unified operational schedule and calendar across all Euronext Securities CSDs, ensuring seamless processing and compliance with regulatory and business requirements.

16.1 Platform availability

The Euronext Securities platform is accessible for both application-to-application (A2A) and user-to-application (U2A) communication, unless Euronext Securities notifies users of maintenance closure. Any messages sent to Euronext Securities will be transferred to the relevant settlement platform (e.g. T2S). Should the settlement platform be temporarily unavailable due to maintenance, the messages will be queued and processed upon opening.

For settlement of securities, the settlement window of the relevant settlement platform (e.g. T2S) will determine at what time and on which date settlement will take place.

16.2 T2S schedule

Euronext Securities CSDs will have a connection to T2S, ensuring a continuous flow of instructions and statuses in near real-time. The T2S platform is open Monday to Friday with the exception of the common closing days of T2S settlement currencies.

16.2.1 T2S operational day

A new operational day starts in T2S at 18:45 CET. T2S sends a message upon start of day and end of day, as well as status messages throughout the day, and in the event of discrepancies in its processes. These are received depending on the subscription of each CSD participant. Please see the following table for the operational day processes in T2S and T2 as of 2025:

Timeline (CET)	T2S			T2	
	Timeline (CET)	**Period**	**Description**	**Timeline (CET)**	**Description**
18:00	*See End of day (EOD) description below*			*See End of day (EOD) description below*	
18:45	18:45 - 20:00	Start of Day (SOD)	• Change of settlement date • Preparation of night-time settlement	18:45 -19:30	Start of Day
19:00					
19:30				19:30 - 02:30	RTGS RTS I
20:00	20:00 - 02:30/03:00	Night-time settlement (NTS)	• First night-time settlement cycle • Last night-time settlement cycle		
	If NTS ends before 03:00, then RTS starts and runs until the potential start of a Maintenance Window (MWI)	Real-time settlement (RTS)	Real-time settlement processes including: • real-time settlement preparation, and • real-time settlement.		
02:30	02:30 Saturday - 02:30 Monday	Maintenance window (MWI)	Maintenance Window from Saturday until Monday (required)	02:30-03:00	RTGS RTS II
03:00	03:00 - 05:00		Maintenance Window on weekday (optional)	03:00 - 05:00	Maintenance Window on weekday (optional)
05:00	05:00	Real-time settlement (RTS)	Real-time settlement processes including: • real-time settlement preparation, • real-time settlement, and • partial settlement windows Real-time settlement closure process (e.g. cut-off)	05:00 - 18:00	RTGS RTS II
08:00	08:00 - 08:30		1st partial settlement window		
10:00	10:00 - 10:15		2nd partial settlement window		
12:00	12:00 - 12:15		3rd partial settlement window		
14:00	14:00 - 14:15		4th partial settlement window		
15:30	15:30 - 16:00		5th partial settlement window		
16:00	16:00		DvP cut-off		
17:40	17:40		BATM/CBO cut-off		
17:45	17:45		Inbound LTO cut-off / Automatic cash sweep		
18:00	18:00	End of day (EOD)	FoP cut-off	From 18:00 to 18:45	End of day
	From 18:00 to 18:45		• End of T2S settlement processing • Recycling and purging • End-of-day reporting and statements		

Clients are advised that this schedule is subject to change depending on T2S.

16.2.2 T2S closing days

T2S Delivery versus Payment (DvP) settlement is connected to T2 and its opening hours, which vary for different currencies. As a result, each currency in T2S has a distinct operational schedule. DvP instructions with an Intended Settlement Date (ISD) set on a closing day in the involved T2S settlement currency will be rejected by T2S.

Free of Payment (FoP) settlement will be available on all days when a T2S settlement currency is open.

T2S – EUR closing dates:[4]

Day	Date
New Year's Day	1 January
Good Friday	
Easter Monday	
Labour Day	1 May
Christmas Day	25 December
Boxing Day	26 December

T2S – DKK closing dates:[5]

Day	Date
New Year's Day	1 January
Maundy Thursday	
Good Friday	
Easter Monday	
Ascension Day	
Bank Holiday (Day after Ascension Day)	
Constitution Day	5 June
Christmas Eve	24 December
Christmas Day	25 December
Boxing Day	26 December
New Year's Eve	31 December

Clients are advised that this schedule is subject to change depending on T2S.

[4] Note: days with no date specified vary per year and should be checked year by year.
[5] Note: days with no date specified vary per year and should be checked year by year.

16.3 Sveriges Riksbank schedule

Euronext Securities Copenhagen offers the option to settle against payment in SEK CeBM with payments processed in Sveriges Riksbank's RIX-RTGS system. Settlement of payments in SEK CeBM relies on the availability of the RIX-RTGS system.

RIX-RTGS closing days:[6]

Day	Date
New Year's Day	1 January
Epiphany	6 January
Good Friday	
Easter Monday	
Labour Day	1 May
Ascension Day	
National Day	6 June
Midsummer's Eve	
Christmas Eve	24 December
Christmas Day	25 December
Boxing Day	26 December
New Year's Eve	31 December

The Euronext Securities platform will track the RIX-RTGS calendar for settlement determine settlement windows and ensure all SEK-related transactions are executed within these periods.

[6] Note: days with no date specified vary per year and should be checked year by year.

16.4 Euronext Securities schedule

Opening days by currency and FoP:[7]

	DKK	EUR	SEK	FoP
Saturdays & Sundays	No	No	No	No
New Year's Day (1 January)	No	No	No	No
Epiphany (6 January)	Yes	Yes	No	Yes
Maundy Thursday	No	Yes	Yes	Yes
Good Friday	No	No	No	No
Easter Monday	No	No	No	No
Labour Day (1 May)	Yes	No	No	Yes
Ascension Day	No	Yes	No	Yes
Day after Ascension Day, Denmark	No	Yes	Yes	Yes
Whit Monday	No	Yes	Yes	Yes
Constitution Day, Denmark (5 June)	No	Yes	Yes	Yes
National Day, Sweden (6 June)	Yes	Yes	No	Yes
Midsummer’s Eve	Yes	Yes	No	Yes
Christmas Eve (24 December)	No	Yes	No	Yes
Christmas Day (25 December)	No	No	No	No
Boxing Day (26 December)	No	No	No	No
New Year's Eve (31 December)	No	Yes	No	Yes

[7] Note: days with no date specified vary per year and should be checked year by year.

16.5 Statements

Euronext Securities provides CSD Participants with the option to receive the following statements in ISO format. Reports version will be sent during the End of Day phase upon Euronext Securities' internal reconciliation process.

Table 49 – Statements provided End of Day

Input/Output	Message	Type	Message label	ISO 20022	ISO 15022
ES output	Statement of Holdings	Statement	SecuritiesBalanceCustodyReport	semt.002	MT535
ES output	Statement of Settled Intra-Position Movements	Statement	IntraPositionMovementPostingReport	semt.016	MT538
ES output	Statement of Transactions	Statement	SecuritiesTransactionPostingReport	semt.017	MT536
ES output	Statement of Pending Instructions	Statement	SecuritiesTransactionPendingReport	semt.018	MT537

16.6 Notification on operational day status

Euronext Securities will provide the option for CSD Participants to receive the following operational day status messages.

Table 50 – Message to inform on current phase of the T2S Operational Day

Input/Output	Message	Type	Message label	ISO 20022	ISO 15022
ES/T2S output		Message	ReturnBusinessDayInformation	camt.019	-

Table 51 – Codes for specific phases during the T2S Operational Day

Code	Description
EODP	End of Day period
FNTC	First night-time cycle
FNTS	Final message for night-time settlement
LNTC	Last night-time cycle
MTNW	Maintenance window
RTMC	Real-time settlement closure
RTMS	Real-time settlement
SODP	Start of Day period
NOMW	No maintenance window

This document is for information purposes only. The information and materials contained in this document are provided 'as-is' and This publication is for information purposes only and is not a recommendation to engage in investment activities. This publication is provided 'as is' without representation or warranty of any kind. Whilst all reasonable care has been taken to ensure the accuracy of the content, Euronext does not guarantee its accuracy or completeness. Euronext will not be held liable for any loss or damages of any nature ensuing from using, trusting or acting on information provided. No information set out or referred to in this publication shall form the basis of any contract. The creation of rights and obligations in respect of financial products that are traded on the exchanges operated by Euronext's subsidiaries shall depend solely on the applicable rules of the market operator. All proprietary rights and interest in or connected with this publication shall vest in Euronext. No part of it may be redistributed or reproduced in any form without the prior written permission of Euronext.

Euronext refers to Euronext N.V. and its affiliates. Information regarding trademarks and intellectual property rights of Euronext is located at euronext.com/terms-use.

© 2025, Euronext N.V. - All rights reserved.

Appendix A - Glossary

Term/Acronym	Description
A2A	Application to Application
Administering party	The legal entity responsible for verifying that an external settlement condition for a conditional securities delivery (CoSD) is met, so that T2S can initiate the delivery of the blocked cash and/or securities.
ASD	Actual settlement date (ASD) is the date on which the settlement is final. For example, for a delivery versus payment it is the date on which securities are debited from the securities account of the seller and credited to the securities account of the buyer and the funds are debited from the cash account of the buyer and credited to the cash account of the seller. The term effective settlement date is also a synonym frequently used.
BIC	Business Identifier Code (BIC) is the identification of financial or non-financial institutions within the financial services industry according to the International Organization for Standardization (ISO) Standard 9362.
BO	The Beneficial Owner (BO is the party that is entitled to receive the benefits of the ownership of a security or other financial instrument (e.g. income, voting rights and power of transfer). A distinction is usually made between the beneficial owner and the 'legal owner' of a security or financial instrument.aaaaaa
Business day	Every day except Saturdays, Sundays, and holidays. A business day takes place from CET 00:00-00:00.
CCP	A Central Counterparty Clearing House (CCP) is an entity that interposes itself, in one or more markets, between the counterparties to the contracts traded, becoming the buyer to every seller and the seller to every buyer, and thereby guaranteeing the execution of open contracts.
CeBM	Central Bank Money (CeBM) is liabilities of a central bank, in the form of either banknotes or bank deposits held at a central bank, which can be used for settlement purposes.
CET	Central European Time. All times are stated in Central European Time (CET) and should be understood to refer to Central European Summer Time (CEST) in the summer months, as appropriate.

Term/Acronym	Description
CFI	Classification of financial instruments (CFI) is a six-letter code used to classify and describe the structure and function of a financial instrument according to the International Organization for Standardization (ISO) Standard 10982.
CMB	Credit Memorandum Balance (CMB) is a mechanism to track the credit provided to a T2S DCA and to monitor the external guarantee limit, unsecured credit limit and auto-collateralisation limits.
CMB Securities Account Link	Link between a SAC and DCA. The link can be designated to be used for T2S auto-collateralisation.
CoBM	Commercial Bank Money (CoBM) is liabilities that take the form of deposits held at a commercial bank which can be used for settlement purposes.
CoSD	Conditional Securities Delivery (CoSD) is a settlement procedure in which the final securities and/or cash booking is dependent on the successful completion of an additional action or event outside the settlement platform (e.g. registration of shares, cash settlement outside the T2S platform).
CSD	A Central Securities Depository (CSD) is an entity that: enables securities transactions to be processed and settled by book entry provides custodial services such as the administration of corporate actions and redemptions plays an active role in ensuring the integrity of securities issues
CSDR	Regulation (EU) No 909/2014 of the European Parliament and of the Council of 23 July 2014 and complementary rules.
DCA	A Dedicated Cash Account (DCA) is a cash account in T2S operated by a central bank.
DCP	A Directly Connected Party (DCP) is a T2S user, which has been authorised by its contracting CSD or central bank to access T2S directly when it needs to use T2S services, i.e. without the contracting CSD or central bank acting as a technical interface.
DFoP	Delivery Free of Payment (DFP or DFoP) is a delivery of securities which is not linked to a corresponding transfer of funds.
DSU	Deviating Settlement Unit (DSU) defines lot sizes outside the multiple that can settle for a given security. The value must be greater than zero.
DvP	Delivery versus Payment (DvP) is a securities settlement mechanism which links a securities transfer and a funds transfer in such a way as to ensure that delivery occurs if - and only if - the corresponding payment occurs.

Term/Acronym	Description
DwP	Delivery with Payment (DwP) is a type of instruction and settlement mechanism that requires a delivery of securities and a corresponding cash payment.
EoD	End of Day
ES	Euronext Securities
Euronext Securities CSD	A CSD part of Euronext Securities: Euronext Securities Athens, ES-ATH Euronext Securities Copenhagen, ES-CPH Euronext Securities Milan, ES-MIL Euronext Securities Oslo, ES-OSL Euronext Securities Porto, ES-PTO
FoP	Free of Payment (see DFoP and RFoP for more details).
GUI	Graphical User Interface
ICP	An Indirectly Connected Party (ICP) is a CSD participant or payment bank which uses the technical interface of its contracting CSD or central bank to access T2S Services.
ISD	Intended Settlement Date (ISD is the date on which the parties to a securities transaction agree that settlement is to take place. This is also referred to as the contractual settlement date or the value date.
ISIN	The International Securities Identification Number (ISIN) is a code uniquely identifying a specific security, based on the ISO 6166 standard. The number consists of 12 digits, with the first two digits containing the ISO 3166 country code, followed by 9 NSIN digits (national security identification number) and a final check digit.
LOM	Liquidity Optimising Mechanism (LOM) is a Settlement Procedure in RIX-RTGS aimed at rationalising liquidity use.
MSA	Market Specific Attributes (MSA) are special data that central securities depositories create and can use in T2S in order to manage their market specific rules. In addition to the standard attributes that apply to everyone in T2S, each CSD can define its own market specific attributes for its parties, securities, and securities accounts. The MSAs can be used for information purposes or to create restriction rules with the help of so-called Market Specific Restriction Types (MSRT).

Term/Acronym	Description
MSRT	Market Specific Restriction Types (MSRT) are T2S settings that determine the processing attributes required by the legal/regulatory requirements of a local market or by local market practice. The central securities depositories create so-called restriction rules in T2S with the help of MSRTs and MSAs. T2S checks compliance with these rules when the settlement instruction or restriction is received in the settlement system, and further processing depends upon the outcome of the validation and the requirement stated in the rule.
MSU	Minimum Settlement Unit (MSU) defines the minimum quantity or nominal of a security for settlement. The value can be zero.
MTF	A Multilateral Trading Facility (MTF) is a European term for a trading system that facilitates the exchange of financial instruments between multiple parties.
MyEuronext	Euronext Securities' GUI to perform actions as User-to-Application (U2A)
NCB	National Central Bank
NTS	Night-Time Settlement (NTS) is a T2S process that takes place over-night that attempts to settle in advance all instructions to be considered for settlement during the next calendar day.
Payment bank	Banks, financial institutions as NCB participant in T2S, or as participant in another settlement system.
PFoD	Payment Free of Delivery (PFoD) is a transfer of funds without a simultaneous delivery of securities in return.
RFoP	Receive Free of Payment (RFoP or RFP) is the receipt of securities which is not linked to a corresponding transfer of funds.
RIX-RTGS	Real-Time Gross Settlement System of Sveriges Riksbank.
RTGS	Real-Time Gross Settlement (RTGS) is a continuous process that settles or attempts to settle instructions that are eligible for settlement on a transaction-by-transaction basis.
RTS	Real-Time Settlement (RTS) is the continuous process in T2S that settles or attempts to settle instructions that are eligible for settlement on a transaction-by-transaction basis.
RvP	Receive versus payment (RvP) is a securities settlement mechanism which links a securities transfer and a funds transfer in such a way as to ensure that receipt occurs if - and only if - the corresponding payment occurs.
RwP	Receive with payment (RwP) is a type of instruction and settlement mechanism that requires a receiver of securities and a corresponding cash payment.
SAC	Securities Account

Term/Acronym	Description
Settlement day	A day on which settlement takes place according to the daily processing schedule of the settlement system.
Settlement platform	The platform where the settlement of securities takes place. For example, T2S.
SFD	Directive 98/26/EC of the European Parliament and of the Council of 19 May 1998 on settlement finality in payment and securities settlement systems.
SoD	Start-of-Day
SRD II	Shareholders' Directive II, Directive (EU) 2017/828 of European Parliament and of the Council of 17 May 2017 and complementary rules.
SSS	Securities Settlement System
SUM	Settlement Unit Multiple (SUM) defines that the settlement quantity or nominal must be a multiple of the defined value. The value must be greater than zero.
SWIFT	Society for Worldwide Interbank Financial Telecommunication
T2	TARGET2 (T2) is the Trans-European Automated Real-time Gross Settlement Express Transfer system.
T2S	TARGET2-Securities (T2S) is the set of hardware, software, and other technical infrastructure components through which the Eurosystem provides the services for CSDs and NCBs that allow core, neutral and borderless settlement of securities transactions in CeBM.
Non-T2S currency	A currency that can be specified in a settlement instruction for securities settlement in T2S. Follows the ISO 4217 standard. In other words, settlement can take place as FoP or through use of CoSD with cash settlement outside of T2S.
T2S settlement currency	A currency for which T2S provides settlement in CeBM on a T2S DCA for securities transactions.
T2S settlement day	A day on which T2S settlement takes place according to the daily processing schedule.
U2A	User to Application.
UDFS	T2S User Detailed Functional Specifications.
UTI	Unique Transaction Identifier (UTI) (ISO 23897:2020). End-to-end transaction reference UTI is a string of maximum 52 alphanumerical characters according to the International Organization for Standardization (ISO) Standard 23897.

Appendix B - T2S Market Specific Restriction Rules

B.1. CoSD rules

T2S features a CoSD process which allows the settlement of instructions which require the prior fulfilment of a settlement condition outside T2S. For instance, this allows a CSD to coordinate a FoP delivery in T2S with a cash settlement outside T2S on behalf of its participants (see section 10.2~~10.2~~ - Settlement in non-T2S currency~~Settlement in non-T2S currency~~).

To use conditional settlement, the CSD needs to define the CoSD rules in T2S Static Data.

The rule defined for settlement in a non-T2S currency is the following:

Table 52 – CoSD rules registered by a Euronext Securities CSD

ES-CPH	VPDKDKKK	SEK CeBM currency settlement Conditional Securities Delivery	IF Settlement Currency = SEK AND Place of Settlement = VPDKDKKK AND Securities Movement Type = DELI (deliver securities) AND Payment Type Code = FREE (separate payment) *

*The ICP instructs an APMT instruction, and Euronext Securities transforms it to a FREE before sending the instruction to T2S (see section 10.2 - Settlement in non-T2S currency~~Settlement in non-T2S currency~~).

Appendix C - Flow diagrams

C.1. Scenario 1: RvP settlement instruction, successful validation, matching and full settlement

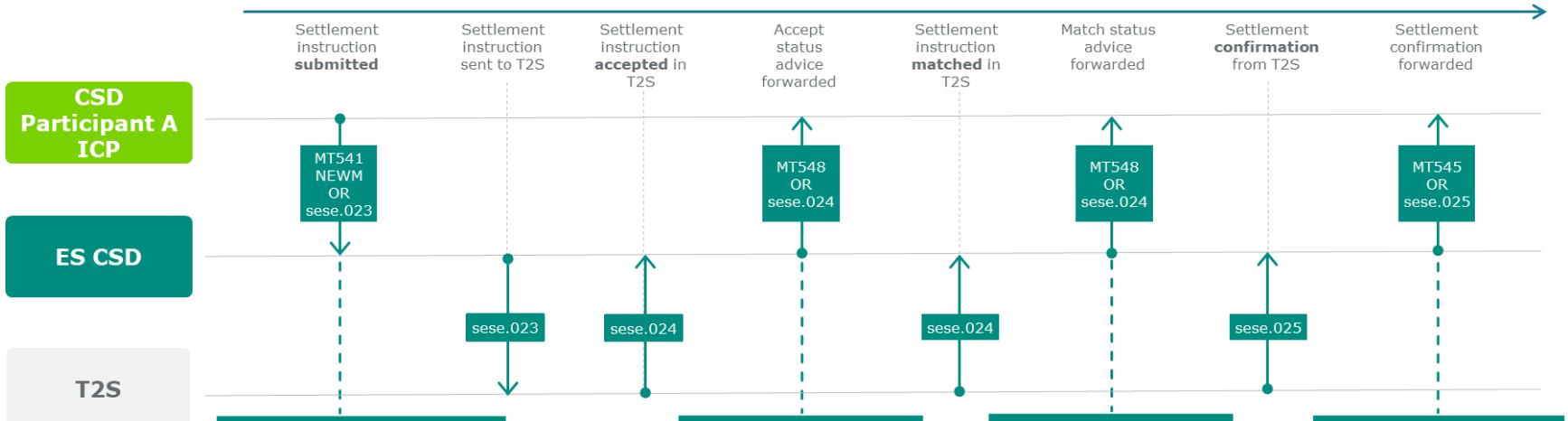

Settlement Instruction	
Senders Ref	ICPATXID1
Mvmnt Type	RECE
Pmt Type	APMT
Trad Date	01.12.2027
Settl Date	02.12.2027
ISIN	DK0001234567
Settl Quantity	1000
Party (AcctOwnr)	CSD Part. A BIC11
Sfkpg Acct	CSD Part. A T2S SAC
Cash Acct	CSD Part. A T2S DCA
Sec Trans Type	TRAD
Dlvrg Depository	CSD Part. B CSD BIC11
Dlvrg Pty1	CSD Part. B BIC11
Dlvrg Sfkpg Acct	CSD Part. B T2S SAC
Cash Cdtr Party	CSD Part. B BIC11
Cash Cdtr Acct	CSD Part. B T2S DCA
Cash Ccy/Amt	DKK 10000
Credit/Debit	DBIT

Status Advice	
Senders Ref	CSDTXID1
Related Ref	ICPATXID1
T2S Ref	T2SID1
Processing Status	Accepted

Status Advice	
Senders Ref	CSDTXID2
Related Ref	ICPATXID1
T2S Ref	T2SID1
Processing Status	Matched

Settlement Confirmation	
Senders Ref	CSDTXID3
Related Ref	ICPATXID1
T2S Ref	T2SID1
Processing Status	Full Settlement

C.2. Scenario 2: RvP settlement instruction, with allegement

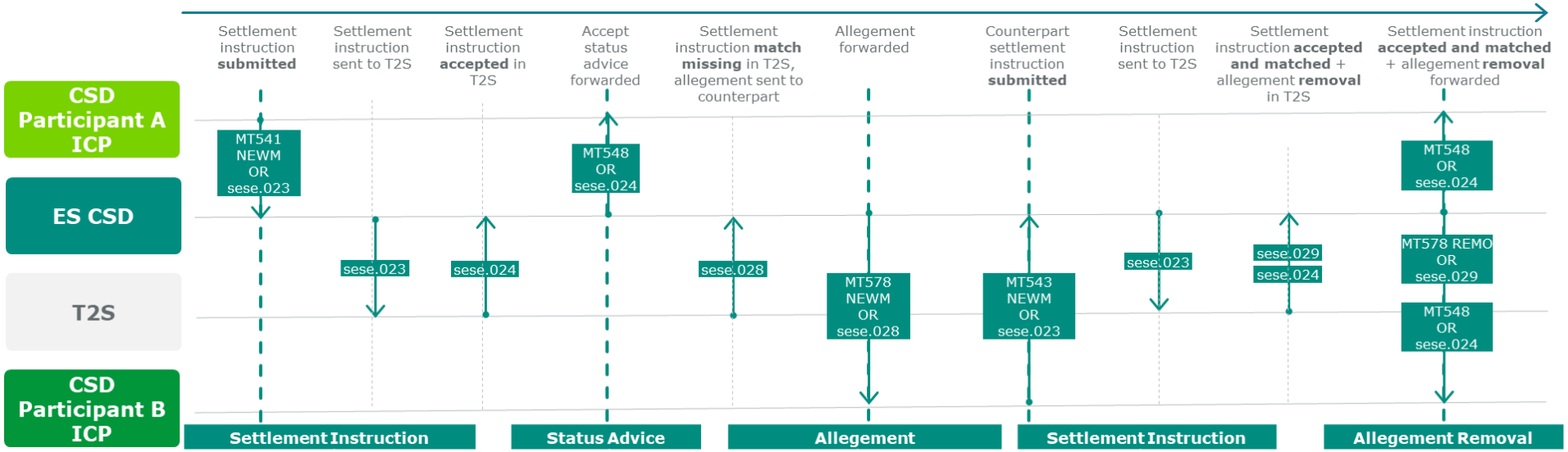

Settlement Instruction	
Senders Ref	ICPATXID1
Mvmnt Type	RECE
Pmt Type	APMT
Trad Date	01.12.2027
Settl Date	02.12.2027
ISIN	DK0001234567
Settl Quantity	1000
Party (AcctOwnr)	CSD Part. A BIC11
Sfkpg Acct	CSD Part. A T2S SAC
Cash Acct	CSD Part. A T2S DCA
Sec Trans Type	TRAD
Dlvrg Depository	CSD Part. B CSD BIC11
Dlvrg Pty1	CSD Part. B BIC11
Dlvrg Sfkpg Acct	CSD Part. B T2S SAC
Cash Cdtr Party	CSD Part. B BIC11
Cash Cdtr Acct	CSD Part. B T2S DCA
Cash Ccy/Amt	DKK 10000
Credit/Debit	DBIT

Status Advice	
Senders Ref	CSDTXID1
Related Ref	ICPATXID1
T2S Ref	T2SID1
Processing Status	Accepted

Allegement	
Senders Ref	CSDTXID2
Mvmnt Type	RECE
Pmt Type	APMT
T2S Ref	T2SID1
Trad Date	01.12.2027
Settl Date	02.12.2027
ISIN	DK0001234567
Settl Quantity	1000
Party (AcctOwnr)	CSD Part. B BIC11
Sfkpg Acct	CSD Part. B T2S SAC
Sec Trans Type	TRAD
Dlvrg Depository	CSD Part. B CSD BIC11
Dlvrg Pty1	CSD Part. B BIC11
Dlvrg Sfkpg Acct	CSD Part. B T2S SAC
Rcvg Depository	CSD Part. A CSD BIC11
Rcvg Pty1	CSD Part. A BIC11
Rcvg Sfkpg Acct	CSD Part. A T2S SAC
Cash Ccy/Amt	DKK 10000
Credit/Debit	DBIT

Settlement Instruction	
Senders Ref	ICPBTXID1
Mvmnt Type	DELI
Pmt Type	APMT
Trad Date	01.12.2027
Settl Date	02.12.2027
ISIN	DK0001234567
Settl Quantity	1000
Party (AcctOwnr)	CSD Part. B BIC11
Sfkpg Acct	CSD Part. B T2S SAC
Cash Acct	CSD Part. B T2S DCA
Sec Trans Type	TRAD
Rcvg Depository	CSD Part. A CSD BIC11
Rcvg Pty1	CSD Part. A BIC11
Rcvg Sfkpg Acct	CSD Part. A T2S SAC
Cash Dbtr Party	CSD Part. A BIC11
Cash Dbtr Acct	CSD Part. A T2S DCA
Cash Ccy/Amt	DKK 10000
Credit/Debit	CRDT

Allegement Removal	
Senders Ref	CSDTXID3
Previous Ref	CSDTXID2
Mvmnt Type	RECE
Pmt Type	APMT
T2S Ref	T2SID1
Party (AcctOwnr)	CSD Part. B BIC11
Sfkpg Acct	CSD Part. B T2S SAC
ISIN	DK0001234567
Settl Date	02.12.2027
Settl Quantity	1000
Dlvrg Depository	CSD Part. B CSD BIC11
Dlvrg Pty1	CSD Part. B BIC11
Rcvg Depository	CSD Part. A CSD BIC11
Rcvg Pty1	CSD Part. A BIC11

Scenario 3: RvP settlement instruction resulting in allegement, cancellation and allegement cancellation

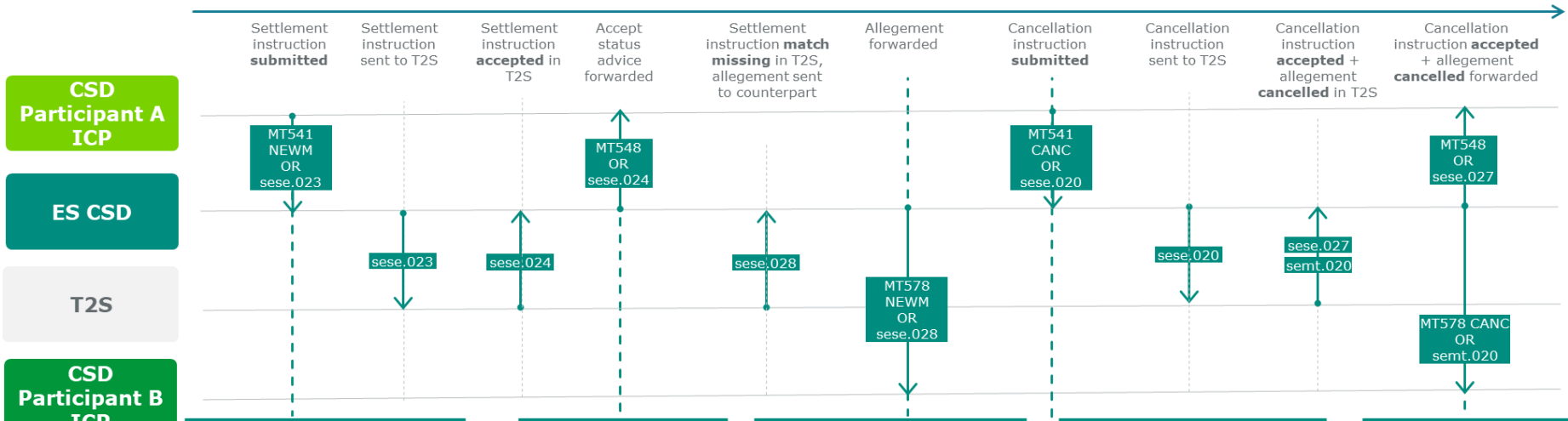

Settlement Instruction	
Senders Ref	ICPATXID1
Mvmnt Type	RECE
Pmt Type	APMT
Trad Date	01.12.2027
Settl Date	02.12.2027
ISIN	DK0001234567
Settl Quantity	1000
Party (AcctOwnr)	CSD Part. A BIC11
Sfkpg Acct	CSD Part. A T2S SAC
Cash Acct	CSD Part. A T2S DCA
Sec Trans Type	TRAD
Dlvrg Depository	CSD Part. B CSD BIC11
Dlvrg Pty1	CSD Part. B BIC11
Dlvrg Sfkpg Acct	CSD Part. B T2S SAC
Cash Cdtr Party	CSD Part. B BIC11
Cash Cdtr Acct	CSD Part. B T2S DCA
Cash Ccy/Amt	DKK 10000
Credit/Debit	DBIT

Status Advice	
Senders Ref	CSDTXID1
Related Ref	ICPATXID1
T2S Ref	T2SID1
Processing Status	Accepted

Allegement	
Senders Ref	CSDTXID2
Mvmnt Type	RECE
Pmt Type	APMT
T2S Ref	T2SID1
Trad Date	01.12.2027
Settl Date	02.12.2027
ISIN	DK0001234567
Settl Quantity	1000
Party (AcctOwnr)	CSD Part. B BIC11
Sfkpg Acct	CSD Part. B T2S SAC
Sec Trans Type	TRAD
Dlvrg Pty1	CSD Part. B BIC11
Dlvrg Depository	CSD Part. B CSD BIC11
Dlvrg Sfkpg Acct	CSD Part. B T2S SAC
Rcvg Depository	CSD Part. A CSD BIC11
Rcvg Pty1	CSD Part. A BIC11
Rcvg Sfkpg Acct	CSD Part. A T2S SAC
Cash Ccy/Amt	DKK 10000
Credit/Debit	DBIT

Cancellation Instruction	
Senders Ref	ICPATXID2
Previous Ref	ICPATXID1
Mvmt Type	RECE
Pmnt Type	APMT
T2S Ref	T2SID1
Party (AcctOwnr)	CSD Part. A BIC11
Sfkpg Acct	CSD Part. A T2S SAC
ISIN	DK0001234567
Trad Date	01.12.2027
Settl Date	02.12.2027
Settl Quantity	1000
Cash Ccy/Amt	DKK 10000
Credit/Debit	DBIT
Dlvrg Depository	CSD Part. B CSD BIC11
Dlvrg Pty1	CSD Part. B BIC11
Dlvrg Sfkpg Acct	CSD Part. B T2S SAC

Allegement Cancellation	
Senders Ref	CSDTXID3
Previous Ref	CSDTXID2
T2S Ref	T2SID1
Mvmt Type	RECE
Pmnt Type	APMT

C.3. Scenario 4: RvP settlement instruction with settlement cancellation before matching

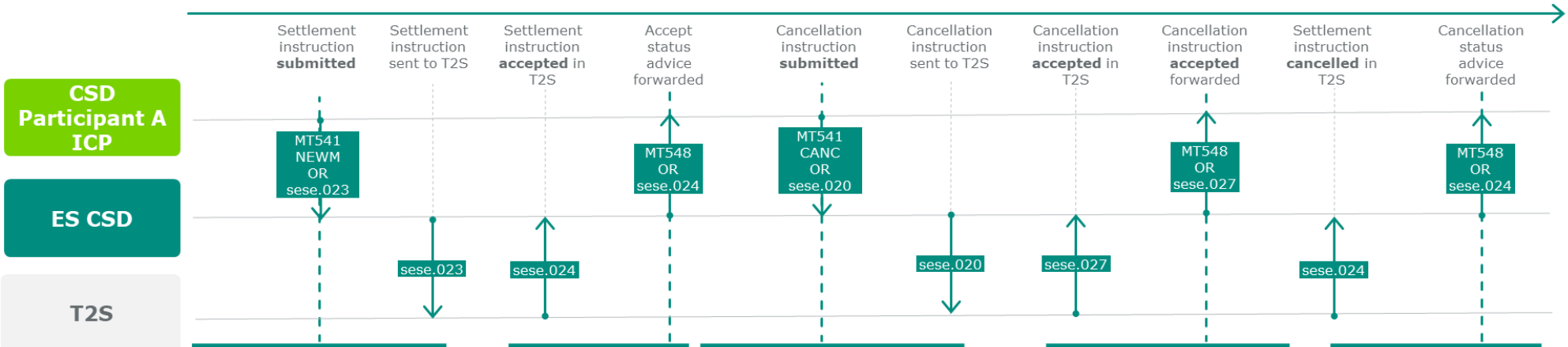

Settlement Instruction	
Senders Ref	ICPATXID1
Mvmnt Type	RECE
Pmt Type	APMT
Trad Date	01.12.2027
Settl Date	02.12.2027
ISIN	DK0001234567
Settl Quantity	1000
Party (AcctOwnr)	CSD Part. A BIC11
Sfkpg Acct	CSD Part. A T2S SAC
Cash Acct	CSD Part. A T2S DCA
Sec Trans Type	TRAD
Dlvrg Depository	CSD Part. B CSD BIC11
Dlvrg Pty1	CSD Part. B BIC11
Dlvrg Sfkpg Acct	CSD Part. B T2S SAC
Cash Cdtr Party	CSD Part. B BIC11
Cash Cdtr Acct	CSD Part. B T2S DCA
Cash Ccy/Amt	DKK 10000
Credit/Debit	DBIT

Status Advice	
Senders Ref	CSDTXID1
Related Ref	ICPATXID1
T2S Ref	T2SID1
Processing Status	Accepted

Cancellation Instruction	
Senders Ref	ICPATXID2
Previous Ref	ICPATXID1
Mvmt Type	RECE
Pmnt Type	APMT
T2S Ref	T2SID1
Party (AcctOwnr)	CSD Part. A BIC11
Sfkpg Acct	CSD Part. A T2S SAC
ISIN	DK0001234567
Trad Date	01.12.2027
Settl Date	02.12.2027
Settl Quantity	1000
Cash Ccy/Amt	DKK 10000
Credit/Debit	DBIT
Dlvrg Depository	CSD Part. B CSD BIC11
Dlvrg Pty1	CSD Part. B BIC11
Dlvrg Sfkpg Acct	CSD Part. B T2S SAC

Cancellation Status Advice	
Senders Ref	CSDTXID2
Related Ref	ICPATXID2
T2S Ref	T2SID1
Processing Status	- Accepted - Executed

Status Advice	
Senders Ref	CSDTXID3
Related Ref	ICPATXID1
T2S Ref	T2SID1
Processing Status	Cancelled

C.4. Scenario 5: RvP settlement instruction with settlement cancellation after matching

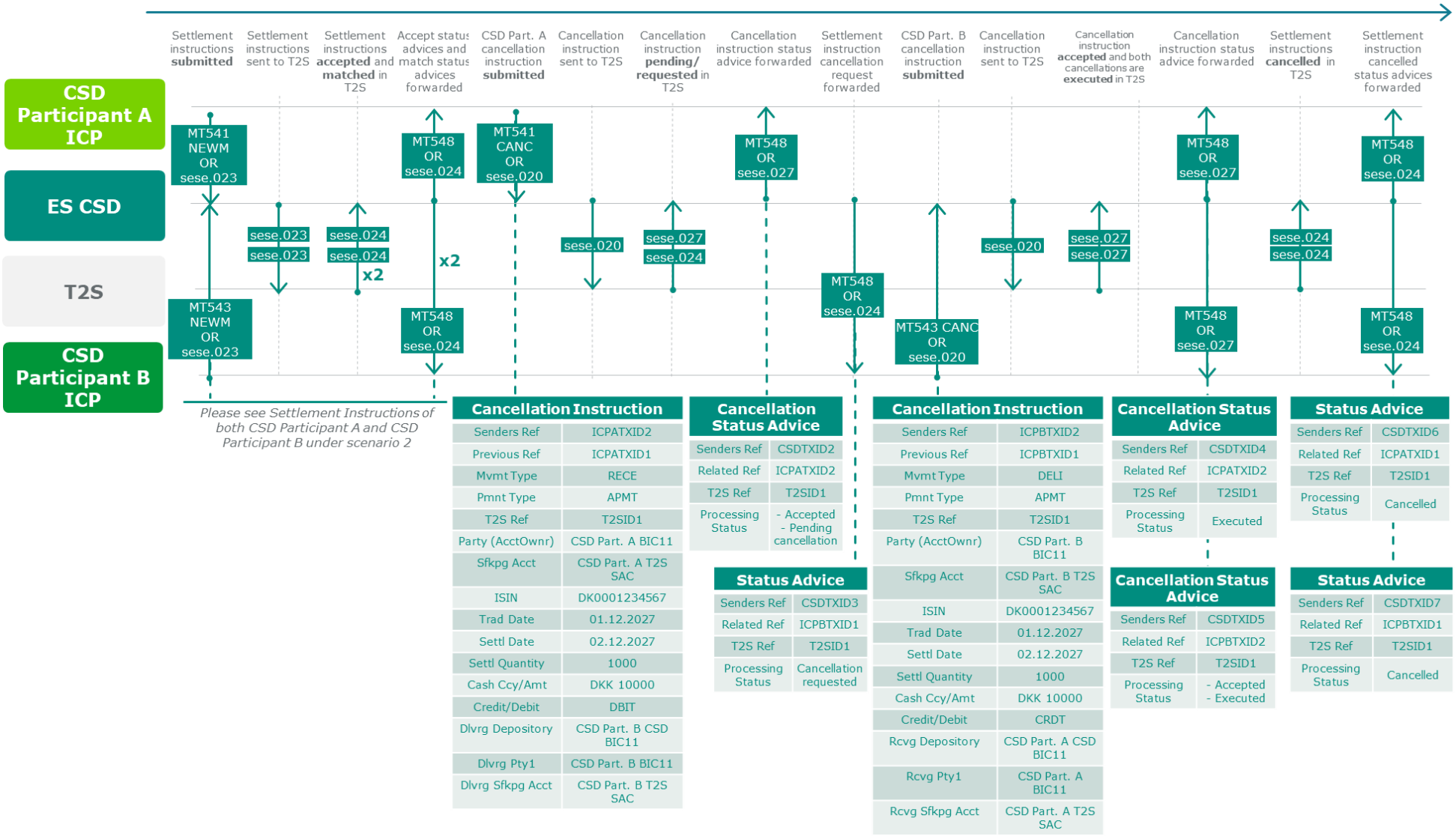

C.5. Scenario 6: Liquidity messages

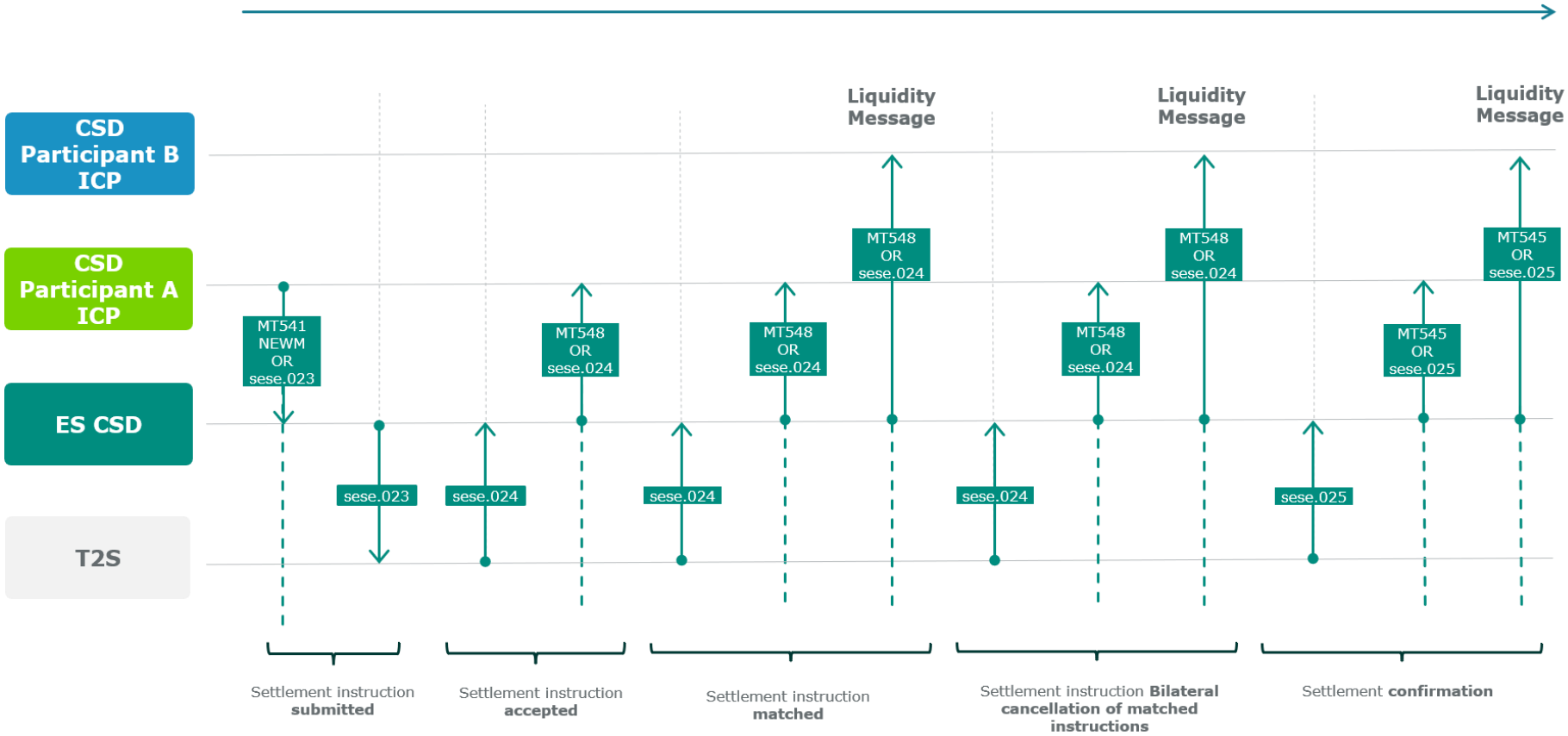

EURONEXT SECURITIES

euronext.com/post-trade