




APPENDIX

EURONEXT – THE BENCHMARK STOCK EXCHANGE FOR TECH COMPANIES IN EUROPE

- **The largest franchise** of TMT, Life Sciences and Cleantech issuers
 - 422**
Tech companies listed on Euronext
 - €455bn**
in market capitalisation
- **Attracts investors from across Europe**, with record amounts of capital raised for the Tech sector
 - 86**
Tech companies listed over the last 3 years
 - > €25bn**
raised over the last 3 years*
- **Access to a rich Tech-focused ecosystem**, with a **broad base of investors** active in both the start-up and unicorn segments
 - > 1,400**
active institutional investors
 - €72mn**
on average raised via IPOs
(from €10m to €1bn)
- **A variety of initiatives** geared to boosting the Tech sector in Europe
 -  **TechShare**

 - 

*Includes only the primary and secondary markets; corporate bonds are excluded.

KEY FACTS AND FIGURES ON EURONEXT TECH CROISSANCE

Ticker symbol FRTEK

ISIN FR0013425360

Criteria

High-tech SMEs listed in Paris:

- Market capitalisation of between €25m and €1bn
- Average daily liquidity of at least €10,000

26 ICB subsectors included to represent the Healthcare, Greentech and TMT markets.

Composition

150 Tech stocks (see table below)
with index components reviewed annually

More information at <https://live.euronext.com/en/product/indices/FR0013425352-XPAR>

Euronext Tech Croissance index (reconstituted performance) vs. the CAC 40 and the CAC Mid & Small Index, 2006-2019



LIST OF COMPANIES IN THE INDEX

Name	Isin Code	MIC	Pct Wght
1000MERCIS	FR0010285965	ALXP	0,28%
2CRSI	FR0013341781	XPAR	0,46%
AB SCIENCE	FR0010557264	XPAR	0,65%
ABIVAX	FR0012333284	XPAR	0,26%
ACTIA GROUP	FR0000076655	XPAR	0,29%
ADL PARTNER	FR0000062978	XPAR	0,22%
ADOCIA	FR0011184241	XPAR	0,44%
ADVICENNE	FR0013296746	XPAR	0,33%
ALBIOMA	FR0000060402	XPAR	2,50%
AMPLITUDE SURGICAL	FR0012789667	XPAR	0,33%
ANTEVENIO	ES0109429037	ALXP	0,10%
ARTEFACT	FR0000079683	ALXP	0,26%
ARTPRICE COM	FR0000074783	XPAR	0,30%
ATARI	FR0010478248	XPAR	0,34%
ATEME	FR0011992700	XPAR	0,42%
AUBAY	FR0000063737	XPAR	1,43%
AUREA	FR0000039232	XPAR	0,23%
AURES TECHNOLOGIES	FR0013183589	XPAR	0,33%
AXWAY SOFTWARE	FR0011040500	XPAR	0,94%
BALYO	FR0013258399	XPAR	0,26%
BIGBEN INTERACTIVE	FR0000074072	XPAR	0,80%
BILENDI	FR0004174233	ALXP	0,15%
BIOM UP SA	FR0013284080	XPAR	0,10%
BIOSYNEX	FR0011005933	ALXP	0,09%
BIO-UV GROUP	FR0013345493	ALXP	0,10%
BLUE	FR0011592104	XPAR	1,69%
BOIRON	FR0000061129	XPAR	2,27%
BONE THERAPEUTICS	BE0974280126	XBRU	0,11%
BUSINESS ET DECIS.	FR0000078958	XPAR	0,21%
CARBIOS	FR0011648716	ALXP	0,11%
CARMAT	FR0010907956	ALXP	0,63%
CAST	FR0000072894	XPAR	0,17%
CEGEDIM	FR0000053506	XPAR	1,30%
CELLECTIS	FR0010425595	ALXP	1,97%
CELYAD	BE0974260896	XBRU	0,42%
CLARANOVA	FR0004026714	XPAR	1,06%
COGELEC	FR0013335742	XPAR	0,24%
DALET	FR0011026749	XPAR	0,15%
DAMARTEX	FR0000185423	ALXP	0,46%
DBV TECHNOLOGIES	FR0010417345	XPAR	1,54%

Name	Isin Code	MIC	Pct Wght
DEINOVE	FR0010879056	ALXP	0,06%
DEVOTEAM	FR0000073793	XPAR	3,03%
DONTNOD	FR0013331212	ALXP	0,28%
EASYVISTA	FR0010246322	ALXP	0,23%
ECA	FR0010099515	XPAR	0,79%
EKINOPS	FR0011466069	XPAR	0,27%
ELECTRO POWER	FR0012650166	XPAR	0,37%
ENVEA	FR0010278762	ALXP	0,44%
EOS IMAGING	FR0011191766	XPAR	0,12%
ERYTECH PHARMA	FR0011471135	XPAR	0,38%
ESI GROUP	FR0004110310	XPAR	0,67%
ESKER	FR0000035818	ALXP	1,63%
EUROBIO-SCIENTIFIC	FR0013240934	ALXP	0,12%
EUROPACORP	FR0010490920	XPAR	0,14%
EVOLIS	FR0004166197	ALXP	0,55%
FERMENTALG	FR0011271600	XPAR	0,13%
FIGEAC AERO	FR0011665280	XPAR	1,27%
FOCUS HOME INT	FR0012419307	ALXP	0,44%
FUTUREN	FR0011284991	XPAR	1,09%
GAUMONT	FR0000034894	XPAR	1,20%
GEA GRENOBL.ELECT.	FR0000053035	XPAR	0,41%
GENERIX GROUP	FR0010501692	XPAR	0,41%
GENEURO	CH0308403085	XPAR	0,19%
GENFIT	FR0004163111	XPAR	1,90%
GENKYOTEX	FR0013399474	XPAR	1,09%
GENSIGHT BIOLOGICS	FR0013183985	XPAR	0,12%
GL EVENTS	FR0000066672	XPAR	2,39%
GLOBAL BIOENERGIES	FR0011052257	ALXP	0,08%
GPE GROUP PIZZORNO	FR0010214064	XPAR	0,21%
GROUPE GORGE	FR0000062671	XPAR	0,76%
GROUPE OPEN	FR0004050300	XPAR	0,53%
GROUPE SFPI	FR0004155000	XPAR	0,79%
GUERBET	FR0000032526	XPAR	2,07%
GUILLEMOT	FR0000066722	XPAR	0,16%
HARVEST	FR0010207795	ALXP	0,41%
HIGH CO	FR0000054231	XPAR	0,42%
IGE + XAO	FR0000030827	XPAR	0,79%
INFOTEL	FR0000071797	XPAR	0,91%
INNATE PHARMA	FR0010331421	XPAR	1,23%
INSIDE SECURE	FR0010291245	XPAR	0,26%

Name	Isin Code	MIC	Pct Wght
INVENTIVA	FR0013233012	XPAR	0,15%
ITS GROUP	FR0000073843	XPAR	0,13%
KALRAY	FR0010722819	ALXP	0,26%
KEYRUS	FR0004029411	XPAR	0,27%
LACROIX SA	FR0000066607	XPAR	0,28%
LATECOERE	FR0000032278	XPAR	0,94%
LECTRA	FR0000065484	XPAR	2,47%
LINEDATA SERVICES	FR0004156297	XPAR	0,66%
LUMIBIRD	FR0000038242	XPAR	0,93%
MAUNA KEA TECH	FR0010609263	XPAR	0,16%
MCPHY ENERGY	FR0011742329	XPAR	0,24%
MEDIA 6	FR0000064404	XPAR	0,11%
MEDIAWAN	FR0013247137	XPAR	1,23%
MEDICREA INTERNAT.	FR0004178572	ALXP	0,19%
MEDINCELL	FR0004065605	XPAR	0,49%
MERSEN	FR0000039620	XPAR	2,41%
METABOLIC EXPLORER	FR0004177046	XPAR	0,12%
MGI DIGITAL GRAPHI	FR0010353888	ALXP	0,95%
MICROPOLE	FR0000077570	XPAR	0,14%
MICROWAVE VISION	FR0004058949	ALXP	0,32%
NANOBIOTIX	FR0011341205	XPAR	0,66%
NETGEM	FR0004154060	XPAR	0,11%
NEURONES	FR0004050250	XPAR	1,84%
NICOX	FR0013018124	XPAR	0,51%
NRJ GROUP	FR0000121691	XPAR	1,94%
ONCODESIGN	FR0011766229	ALXP	0,17%
ONXEO	FR0010095596	XPAR	0,14%
ORAPI	FR0000075392	XPAR	0,08%
OSE IMMUNO	FR0012127173	XPAR	0,18%
PARAGON ID	FR0013318813	XPAR	0,20%
PARROT	FR0004038263	XPAR	0,41%
PCAS	FR0000053514	XPAR	0,71%
PERRIER (GERARD)	FR0000061459	XPAR	0,70%
PHARMAGEST INTER.	FR0012882389	XPAR	3,06%
PHARNEXT	FR0011191287	ALXP	0,51%
PIXIUM VISION	FR0011950641	XPAR	0,10%
PLAST.VAL LOIRE	FR0013252186	XPAR	0,49%
POXEL	FR0012432516	XPAR	0,60%
PRECIA	FR0000060832	XPAR	0,35%
PRODWARE	FR0010313486	ALXP	0,21%

Name	Isin Code	MIC	Pct Wght
PRODWAYS	FR0012613610	XPAR	0,49%
QUANTUM GENOMICS	FR0011648971	ALXP	0,27%
QWAMPLIFY	FR0010889386	ALXP	0,11%
REWORLD MEDIA	FR0010820274	ALXP	0,44%
RIBER	FR0000075954	XPAR	0,11%
SECHE ENVIRONNEM.	FR0000039109	XPAR	0,96%
SES IMAGOTAG	FR0010282822	XPAR	1,54%
SHOWROOMPRIVE	FR0013006558	XPAR	0,24%
SIDETRADE	FR0010202606	ALXP	0,32%
SII	FR0000074122	XPAR	1,59%
SOLOCAL GROUP	FR0012938884	XPAR	1,83%
SQLI	FR0011289040	XPAR	0,31%
SUPERSONIC IMAGINE	FR0010526814	XPAR	0,12%
SWORD GROUP	FR0004180578	XPAR	1,00%
TECHNICOLOR	FR0010918292	XPAR	1,17%
THERANEXUS	FR0013286259	ALXP	0,06%
TRANSGENE	FR0005175080	XPAR	0,70%
UMANIS	FR0013263878	ALXP	0,51%
VALNEVA	FR0004056851	XPAR	1,00%
VELCAN HOLDINGS	FR0010245803	ALXP	0,17%
VETOQUINOL	FR0004186856	XPAR	2,39%
VISIATIV	FR0004029478	ALXP	0,29%
VOGO	FR0011532225	ALXP	0,10%
VOLTALIA	FR0011995588	XPAR	1,60%
VOLUNTIS	FR0004183960	XPAR	0,02%
WALLIX	FR0010131409	ALXP	0,25%
WAVESTONE	FR0013357621	XPAR	1,74%
WEBORAMA	FR0010337444	ALXP	0,08%
X-FAB	BE0974310428	XPAR	2,24%
XILAM ANIMATION	FR0004034072	XPAR	0,71%