MARKET DATA RELATED BLOCKS

Examples – D6 / D8

Warning : Set of datapoints may vary

4 October 2018

EURONEXT

1-DETAILED QUOTES

https://www.euronext.com/en/products/equities/FR0000031122-XPAR

D6 version

AIR FRANCE -KLM 02/10/2018 11:26 CET

Real-Time quotes
More

Segment: Local securities

AF € 8.46

Since Previous Close
-0.154 (-1.79%)
Since Open
-0.10 (-1.17%)

Volume	1,247,795 [11:11]
Previous Close	€8.614 [01/10/2018]
Open	€8.56
52 Week	€6.646- €14.65

Central Order Book		Best of Book		Threshold	High
Bid 8.438	Bid Qty 100	Bid 8.438	Bid Qty 4761	8.882 ↑	8.598 [09:53]
Ask 8.442	Ask Qty 1,497	Ask 8.442	Ask Qty 4831	8.038 ↓	Low 8.426 [10:42]
Most Recent 02/10/2018 11:11		Most Recent 02/10/2018 11:11			

Euronext Paris	ISIN FR0000031122	Turnover	€10,601,241.27
Other Markets: Amsterdam		Transactions	2,039
		Market Cap	3626M€

https://qlf-front-connect-d8.euronext.as8677.net/en/products/equities/FR0000031122-XPAR

New (D8) version

Live Data EURONEXT PARIS | Other Markets: Amsterdam | ISIN FR0000031122 - Common Stock | AIR FRANCE - KLM

AF LISTED EURONEXT

AIRFRANCE KLM

AIR FRANCE -KLM

€8.466
02/10/2018 - 11:31 CET

-0.094 (-1.10%) Since Open
-0.148 (-1.72%) Since Previous Close

Volume	1,317,958 [11:31]	Threshold	8.888 ↗	8.044 ↘	
Previous Close	€ 8.614 [01/10/2018]	High	8.598 [09:53]		
Open	€ 8.56	Low	8.426 [10:42]		
52 Week	€ 6.646- € 14.65				

Central Order Book				Turnover	Transactions	Market Cap
02/10/2018 - 11:31 CET	Bid 8.462	Bid Qty 4,731		€11,193,833.57	2195	3.629B€
	Ask 8.466	Ask Qty 862				

2-PRICE CHART : DATA INTRADAY / HISTORICAL

https://www.euronext.com/en/products/equities/FR0000031122-XPAR

https://qlf-front-connect-d8.euronext.as8677.net/en/products/equities/FR0000031122-XPAR

D6 version

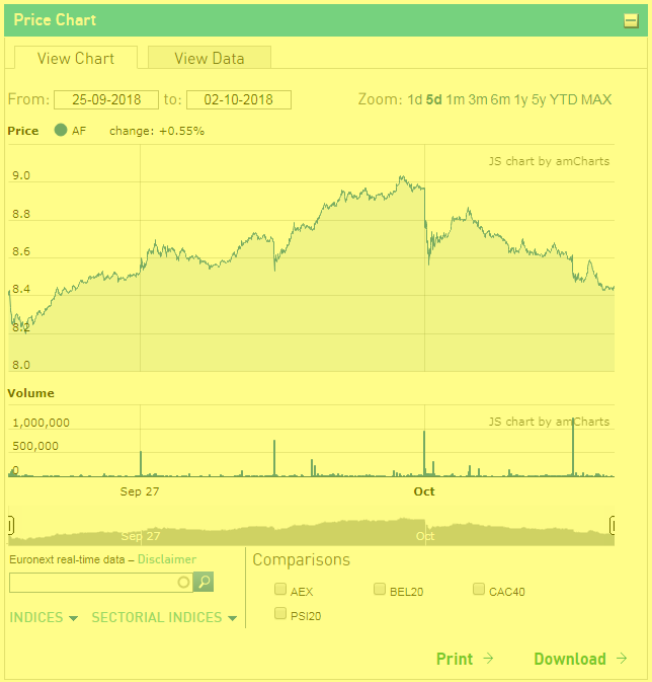

New (D8) version

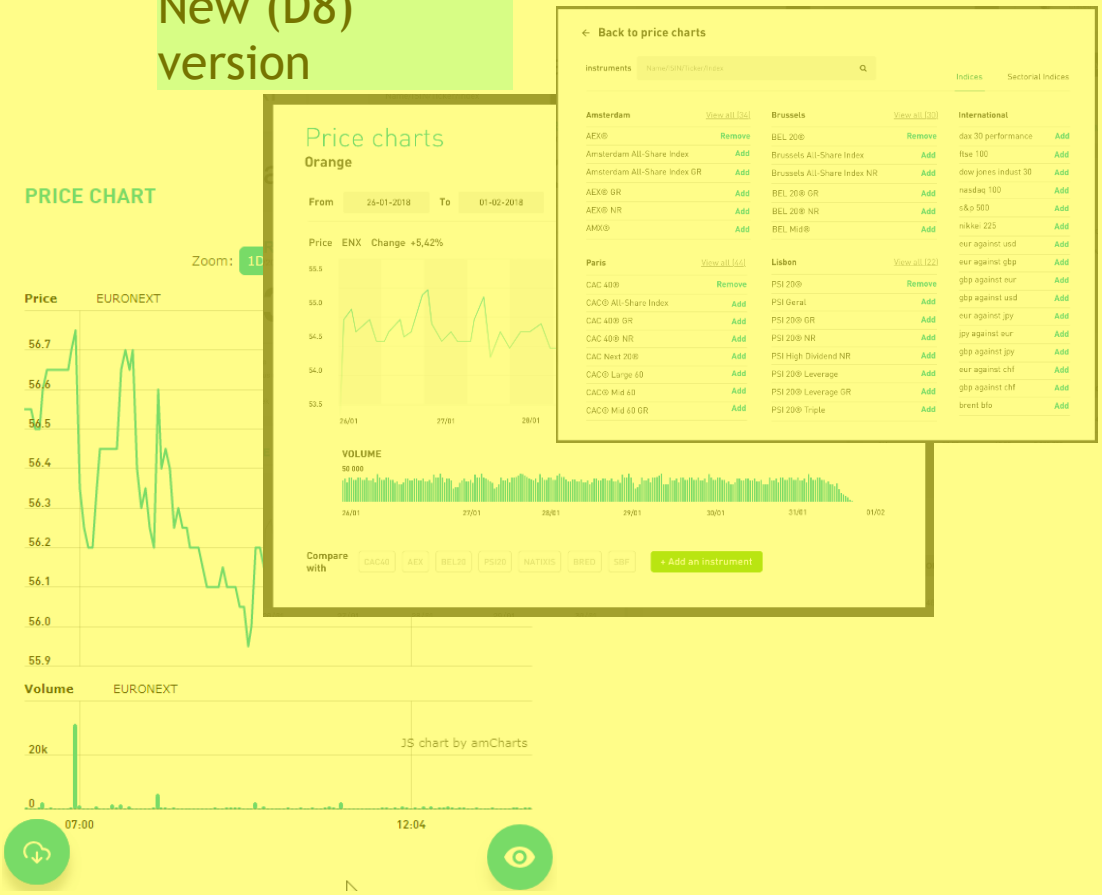

3-INTRADAY DATA TABLE

https://www.euronext.com/en/products/equities/FR0000031122-XPAR

https://qlf-front-connect-d8.euronext.as8677.net/en/products/equities/FR0000031122-XPAR

D6 version

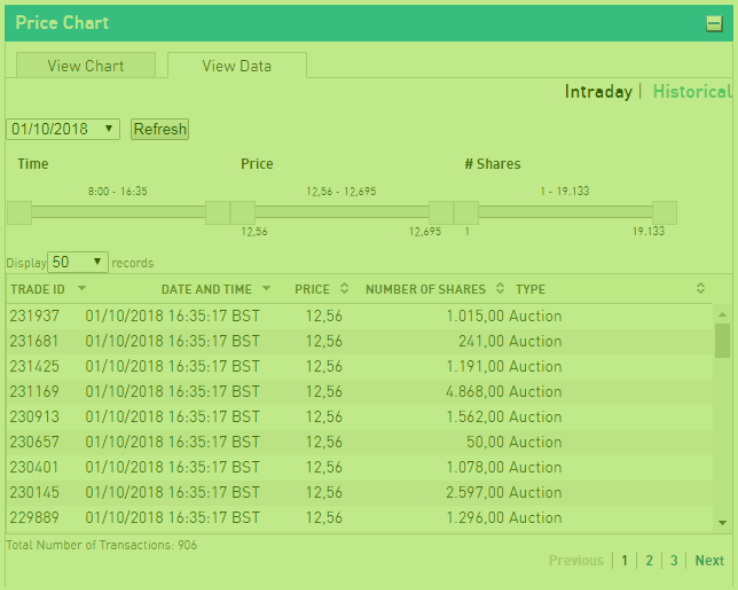

New (D8) version

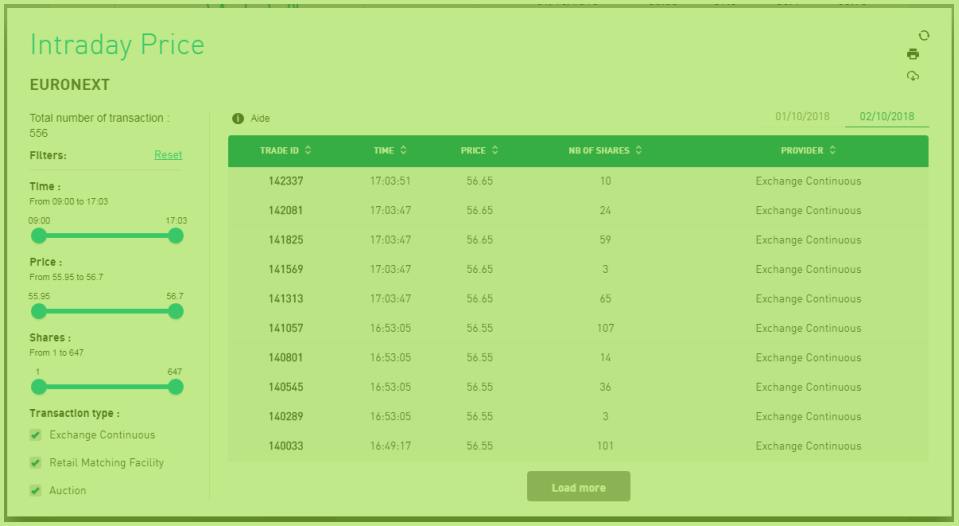

4-HISTORY DATA TABLE

https://www.euronext.com/en/products/equities/FR0000031122-XPAR

https://qlf-front-connect-d8.euronext.as8677.net/en/products/equities/FR0000031122-XPAR

D6 version

Price Chart

View Chart | View Data

Intraday | Historical

From: 25/09/2018 To: 02/10/2018 Refresh

DATE	OPEN	HIGH	LOW	CLOSE	NUMBER OF SHARES	TURNOVER
01/10/2018	8.806	8.892	8.56	8.614	7,295,858	63,342,423.82
28/09/2018	8.65	9.042	8.53	8.972	6,574,915	58,402,849.24
27/09/2018	8.544	8.734	8.53	8.686	3,920,597	33,910,232.02
26/09/2018	8.45	8.534	8.184	8.526	3,477,641	29,237,772.47
25/09/2018	8.69	8.772	8.362	8.40	5,761,182	48,799,813.37

New (D8) version

HISTORICAL PRICE

TIME	OPEN	HIGH	LOW	CLOSE
01/10/2018	56.85	59.3	56.4	56.75
28/09/2018	56.85	56.85	55.65	56.65
27/09/2018	58.25	58.25	57	57.15
26/09/2018	57.35	58.1	57.1	58.1

Historical Price

EURONEXT

Filters

Adjusted

Non-Adjusted

Show base 100 Values

From 18/09/2018 To 01/10/2018

Aide Total Number of days : 10

DATE	OPEN	HIGH	LOW	CLOSE	NUMBER OF SHARES	TURNOVER
01/10/2018	56.85	59.3	56.4	56.75	739	4542839.65
28/09/2018	56.85	56.85	55.65	56.65	816	4523501.55
27/09/2018	58.25	58.25	57	57.15	667	3653258.45
26/09/2018	57.35	58.1	57.1	58.1	1102	8169902.95
25/09/2018	58.8	58.8	56.7	57.25	1606	11372893.9
24/09/2018	56.7	56.7	55.8	56.5	563	4063929.8
21/09/2018	55.15	56.75	55.1	56.75	820	12664238.3
20/09/2018	55	55.35	54.85	55	575	4417018.05
19/09/2018	55.1	55.1	54.8	55	398	5734862.25
18/09/2018	54.5	55.1	54.35	55.1	621	4274888.1

Load more

5-PERFORMANCE

https://qlf-front-connect-d8.euronext.as8677.net/en/products/equities/FR0000031122-XPAR

New block (D8)

HISTORICAL PERFORMANCES

	1W	1M	YTD	52W
Highest	59.30	59.30	61.35	61.35
Lowest	55.65	53.55	51.00	47.14
%	0.09	-0.09	9.15	9.83

Historical Performances

	D-1	1W	1M	3M	6M	YTD	52W	2Y	5Y
Highest	59.30	59.30	59.30	59.30	60.70	61.35	61.35	61.35	61.35
	01/10/2018	01/10/2018	01/10/2018	01/10/2018	20/04/2018	12/03/2018	12/03/2018	12/03/2018	12/03/2018
Lowest	56.40	55.65	53.55	51.75	51.50	51.00	47.14	33.105	17.11
	01/10/2018	28/09/2018	14/09/2018	20/08/2018	23/05/2018	02/01/2018	08/11/2017	09/11/2016	06/08/2014
%	0.18	0.27	0.09	4.04	-4.63	9.34	10.02	49.14	183.25
Change	0.10	0.15	0.05	2.20	-2.75	4.84	5.16	18.665	36.65
Turnover	4,542,839.65	36.449M	110.588M	322.782M	802.150M	1.183B	1.540B	2.951B	5.742B
Volume	79,523	636,423	1,982,334	5,882,188	14.352M	21.174M	28.168M	60.412M	151.393M
Avg Vol	79,523	106,070	90,106	87,793	110,403	110,280	110,031	117,991	118,368
Avg Price	57.13	57.27	55.79	54.87	55.89	55.89	54.68	48.85	37.92

6-ORDERBOOK

https://www.euronext.com/en/products/equities/FR0000031122-XPAR

https://qlf-front-connect-d8.euronext.as8677.net/en/products/equities/FR0000031122-XPAR

D6 version

Central Order Book

Active as of 02 Oct 2018 11:11 CET

View Data | View Chart

Refresh

# ORDERS	# SHARES	BID PRICE	ASK PRICE	# SHARES	# ORDERS
2	661	8.44	8.442	700	1
1	100	8.438	8.444	1,545	4
3	1,627	8.436	8.446	5,717	5
4	2,372	8.434	8.448	2,989	6
6	3,559	8.432	8.45	1,775	4
5	3,529	8.43	8.452	2,048	4
4	12,058	8.428	8.454	4,014	5
5	4,194	8.426	8.456	1,993	3
2	816	8.424	8.458	3,487	5
3	1,508	8.422	8.46	2,582	4
35	30,424	Total		26,850	41

New (D8)

CENTRAL ORDER BOOK

ORDERS	QTY	BID PRICE	ASK PRICE	QTY	ORDERS
3	1,485	8.552	8.562	700	1
2	992	8.55	8.564	6,018	8
5	2,933	8.548	8.566	2,217	4
3	1,162	8.546	8.568	1,742	3
3	1,423	8.544	8.57	8,741	7
3	1				
3	2				
6	4				
3	2				
2	1				
19 825					
33					

Central order book

AIR FRANCE -KLM

03/10/2018 - 09:34

ORDERS	QTY	BID PRICE	ASK PRICE	QTY	ORDERS
3	1,392	8.548	8.558	747	1
3	1,162	8.546	8.56	1,950	3
4	2,237	8.544	8.562	1,864	4
3	1,723	8.54	8.564	5,225	7
2	1,100	8.538	8.566	1,727	4
5	3,602	8.536	8.568	1,742	3
4	2,705	8.532	8.57	8,938	6
2	1,700	8.53	8.572	703	1
2	1,296	8.528	8.574	2,723	4
3	2,346	8.526	8.576	1,000	1
19,263					26,619
31		TOTAL			34

7-BEST OF BOOK

https://www.euronext.com/en/products/equities/FR0000031122-XPAR

https://qlf-front-connect-d8.euronext.as8677.net/en/products/equities/FR0000031122-XPAR

D6 version

Best of Book

Active as of 02 Oct 2018 11:11 CET

Refresh

# ORDERS	# SHARES	BID PRICE	ASK PRICE	# SHARES	# ORDERS
2	4,831	8.44	8.442	3,831	1
2	4,761	8.438	8.444	4,761	2
1	2,567	8.436	8.446	3,761	1
1	3,796	8.434	8.448	3,587	1
1	3,517	8.432	8.45	3,517	1
1	3,587	8.43	8.452	3,517	1
1	3,761	8.428	8.454	3,483	1
1	3,761	8.426			
10	30,581	Total		26,457	8

New (D8) version

BEST OF BOOKS

ORDERS	QTY	BID PRICE	ASK PRICE	QTY	ORDERS
2	1,700	8.514	8.522	5,330	3
1	3,630	8.512	8.524	4,630	2
1	3,630	8.51	8.526	3,630	1
1	3,630	8.508	8.528	3,630	1
1	3,630	8.506	8.53	3,630	1
1					
1					
23 4					
8					

Best of books

EURONEXT

ORDERS	QTY	BID PRICE	ASK PRICE	QTY	ORDERS
2	1,498	8.544	8.548	5,579	3
1	2,775	8.542	8.55	3,737	1
1	3,737	8.54	8.552	3,737	1
1	3,737	8.538	8.554	3,737	1
1	3,737	8.536	8.556	3,737	1
1	3,737	8.534	8.558	3,737	1
1	3,737	8.532	8.56	3,808	1
1	3,737	8.53	8.562	3,808	1
9		TOTAL			10

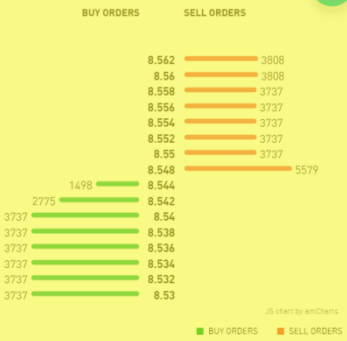

8-INDEX COMPOSITION

https://www.euronext.com/en/products/indices/FR0003999481-XPAR/market-inform D6 ver

Index Composition (as of previous trading day)

COMPONENT	ISIN	TRADING LOCATION
ACCOR	FR0000120404	Euronext Paris
ADP	FR0010340141	Euronext Paris
AIR FRANCE -KLM	FR0000031122	Euronext Paris
AIR LIQUIDE	FR0000120073	Euronext Paris
AIRBUS	NL0000235190	Euronext Paris
ALD	FR0013258662	Euronext Paris
ALSTOM	FR0010220475	Euronext Paris
ALTEN	FR0000071946	Euronext Paris
ALTRAN TECHN.	FR0000034639	Euronext Paris
AMUNDI	FR0004125920	Euronext Paris
APERAM	LU0569974404	Euronext Amsterdam
ARCELORMITTAL SA	LU1598757687	Euronext Amsterdam
ARKEMA	FR0010313833	Euronext Paris
ATOS	FR0000051732	Euronext Paris
AXA	FR0000120628	Euronext Paris
BIC	FR0000120966	Euronext Paris
BIOMERIEUX	FR0013280286	Euronext Paris
BNP PARIBAS ACT.A	FR0000131104	Euronext Paris
BOLLORE	FR0000039299	Euronext Paris
BOUYGUES	FR0000120503	Euronext Paris
BUREAU VERITAS	FR0006174348	Euronext Paris
CAPGEMINI	FR0000125338	Euronext Paris
CARREFOUR	FR0000120172	Euronext Paris
CASINO GUICHARD	FR0000125585	Euronext Paris
CGG	FR0013181864	Euronext Paris
CNP ASSURANCES	FR0000120222	Euronext Paris
COVIVIO	FR0000064578	Euronext Paris
CREDIT AGRICOLE	FR0000045072	Euronext Paris
DANONE	FR0000120644	Euronext Paris
DASSAULT AVIATION	FR0000121725	Euronext Paris
DASSAULT SYSTEMES	FR0000130650	Euronext Paris
DBV TECHNOLOGIES	FR0010417345	Euronext Paris
EDENRED	FR0010908533	Euronext Paris
EDF	FR0010242511	Euronext Paris
EIFFAGE	FR0000130452	Euronext Paris
ELIOR GROUP	FR0011950732	Euronext Paris
ELIS	FR0012435121	Euronext Paris
ENGIE	FR0010208488	Euronext Paris
ERAMET	FR0000131757	Euronext Paris
ESSILORLUXOTTICA	FR0000121667	Euronext Paris
EURAZEO	FR0000121121	Euronext Paris
EUROFINS SCIENT.	FR0000038259	Euronext Paris
EURONEXT	NL0006294274	Euronext Paris
EUROPCAR MOBILITY	FR0012789949	Euronext Paris
EUTELSAT COMMUNIC.	FR0010221234	Euronext Paris
FAURECIA	FR0000121147	Euronext Paris
FNAC DARTY	FR0011476928	Euronext Paris
GECINA NOM.	FR0010040865	Euronext Paris
GEMALTO	NL0000400653	Euronext Amsterdam
GENFIT	FR0004163111	Euronext Paris

NOTES

Last updated: **02 Oct 2018**

1 | 2 | 3 | Next ›

?

This is .com

9-INDEX BELONGING / WEIGHT

https://www.euronext.com/en/products/equities/FR0000031122-XPAR/market-information

D6 version

INDICES WEIGHTING	
AEX ALL-SHARE	0.43%
AEX ALL-TRADABLE	0.42%
AEX ALL-TRADE AW	0.63%
AEX CONSUMER SERV.	3.92%
AMX-INDEX	6.09%
CAC ALL SHARES	0.15%
CAC ALL-TRADABLE	0.16%
CAC CONSUMER SERV.	1.95%
CAC LARGE 60	0.18%
CAC LARGE 60 EW	1.58%
CAC NEXT 20	1.83%
CAC TRAVEL & LEIS.	7.12%
CNI EU C I EUR	1.04%
EN CDP ENV FR EOGE	2.37%
EN CDP ENV FR EW	2.37%
EN FR ENER TR L 40	2.37%
EN FR ESG L 40	2.38%
ESI EXC EUROPE	0.08%
ESI EXC EUROPE VM	0.13%
EURONEXT FAS IAS	1.93%
NEXT 150	1.47%
SBF 120	0.16%

https://qlf-front-connect-d8.euronext.as8677.net/en/products/equities/FR0000031122-XPAR

New (D8) version – not yet final

INDEX WEIGHTING	
CAC TRAVEL & LEIS.	7.1157
AMX-INDEX	6.0865
EN VIGEO FR 20	5.0825
AEX CONSUMER SERV.	3.922
EN FR ESG L 40	2.3769
EN CDP ENV FR EOGE	2.3742
EN FR ENER TR L 40	2.374
EN CDP ENV FR EW	2.3732
CAC CONSUMER SERV.	1.9476
EURONEXT FAS IAS	1.9276

10-INSTRUMENT FACTSHEET

https://www.euronext.com/en/products/warrants-certificates/NL0010126686-XAMS/market-information

ACCOR 19TL OPENB

Certificate / Share

Quotes | Market Information

Instrument type: **Warrants/Certificates**
Market: **Euronext Amsterdam**
Other Markets: **Paris**

CLASSIFICATION FINANCIAL INSTRUMENT

CFI: RFSTCE
R = Entitlements (Rights)
F = Mini-future certificates, constant leverage certificates
S = Equities
T = Barrier underlying based
C = Long
E = European

More info on CFI

GENERAL INFORMATION

Issuer Name	**BNP PARIBAS ARBITRAGE ISSUANCE**
Product / Underlying type	**Stocks**
Underlying	**ACCOR**
Underlying ISIN	**FR0000120404**
Exercise Type	**European**
Trading Type	**Continuous**
Knock out barrier	**19**
Finance Level	-
Price Multiplier	**1.0**
Quantity notation	**Number of units**

SEGMENTS

Product	**Turbo long**
Product Segment	**Leverage product with knock out barrier**
Risk	**Leverage**
Strategy	**Bull**

TRADING INFORMATION

Total number of Instruments	**500,000**
Issue price currency	**EUR**
Strike price currency	**EUR**
Second Strike price currency	**EUR**
Settlement type	**Cash**
Exercise date from	-
Last exercise date	-
Maturity	-
Trading Group	**MA**
Trading lot	**1**
First trading date	**20 Jun 2012**
Price multiplier	**1.0**
Quantity notation	**Number of units**

D6 version sample
on D8
Datapoints (and g
vary per product t

?

This is .com

11-ORDERBOOK

https://connect.euronext.com/en/data-center

D6 version

Market Indicators

MAIN INDICES INTERNATIONAL INDICES SECTORS RATES

NAME	OPEN	HIGH	LOW	LAST	DATE/TIME	CHANGE%	/31-12
GBP Against EUR	1,123	1,128	1,122	1,127	01/10/2018 17:21	+0,37%	+0,08%
EUR Against USD	1,160	1,162	1,157	1,158	01/10/2018 17:21	-0,22%	-3,53%
EUR Against GBP	0,890	0,892	0,886	0,888	01/10/2018 17:21	-0,34%	-0,11%
JPY Against EUR	0,008	0,008	0,008	0,008	01/10/2018 17:21	-0,01%	+2,49%
GBP Against	1,280	1,287	1,278	1,284	01/10/2018	+0,40%	-2,50%

Print → Download →

https://qlf-front-connect-d8.euronext.as8677.net/en/data-center

New (D8) version – not yet final

MARKET INDICATORS

NAME	LAST	%	HIGH	LOW
CAC MID 60	14,122.92	0.54	14,137.78	14,083.02
SBF - FCI	2,915.70	0.00	0.00	0.00
CAC 40	5,484.36	0.30	5,492.82	5,484.08
SBF 120	4,386.20	0.32	4,392.81	4,385.37
CAC SMALL				
CAC MID&SMA				
CAC ALL SHA				
CAC ALL-TRA				
EURONEXT FA				
EN GROWTH A				
IEIF SIIC FRAN				
CAC NEXT 20				

Confidential

Market indicators

Main indices International indices Sectors (equities) Rates

NAME	OPEN	HIGH	LOW	LAST	DATE/TIME	%	YTD
CAC MID 60	14,088.25	14,140.95	14,083.02	14,136.85	03/10/2018 - 10:23	0.64	-2.97
SBF - FCI	0.00	0.00	0.00	2,915.70	01/07/2016 - 02:00	0.00	0.00
CAC 40	5,485.02	5,492.82	5,479.55	5,486.57	03/10/2018 - 10:23	0.34	3.28
SBF 120	4,385.37	4,392.81	4,382.89	4,388.58	03/10/2018 - 10:23	0.37	3.23
CAC SMALL	12,415.84	12,423.65	12,394.55	12,408.86	03/10/2018 - 10:23	0.23	-7.43
CAC MID&SMALL	13,914.31	13,925.48	13,899.14	13,922.61	03/10/2018 - 10:23	0.57	-3.69
CAC ALL SHARES	6,716.91	6,730.68	6,716.12	6,723.44	03/10/2018 - 10:23	0.29	4.67
CAC ALL-TRADABLE	4,312.56	4,315.00	4,305.41	4,310.89	03/10/2018 - 10:23	0.37	3.02
EURONEXT FAS IAS	7,148.09	7,175.52	7,148.05	7,164.40	03/10/2018 - 10:23	0.51	-5.13
EN GROWTH ALLSHARE	1,313.91	1,313.91	1,313.91	1,313.91	02/10/2018 - 18:01	-0.96	-4.83
IEIF SIIC FRANCE	2,729.01	2,729.73	2,724.75	2,725.05	03/10/2018 - 10:23	0.01	-9.21
CAC NEXT 20	12,372.09	12,401.86	12,354.23	12,394.95	03/10/2018 - 10:23	0.40	9.75

12-TOP PERFORMERS

https://connect.euronext.com/en/data-center

D6 version

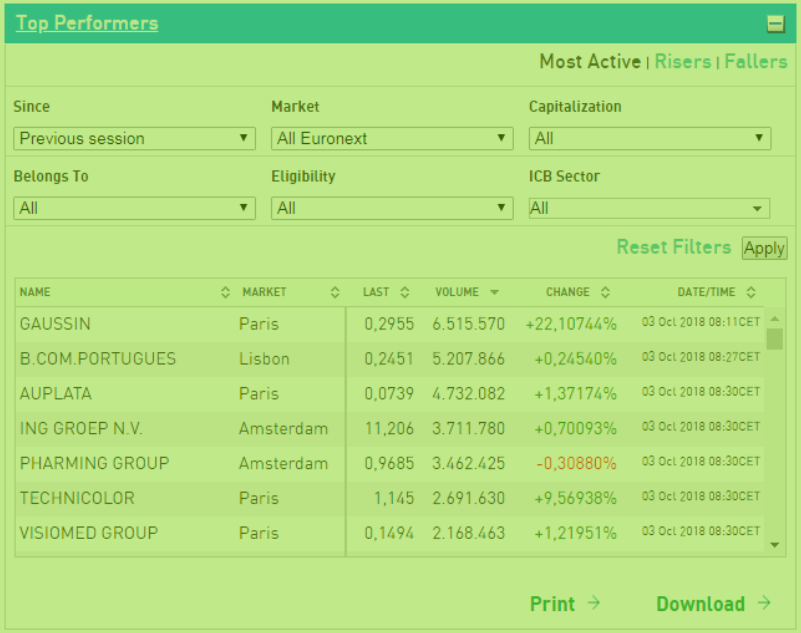

https://qlf-front-connect-d8.euronext.as8677.net/en/data-center

New (D8) version – not yet final

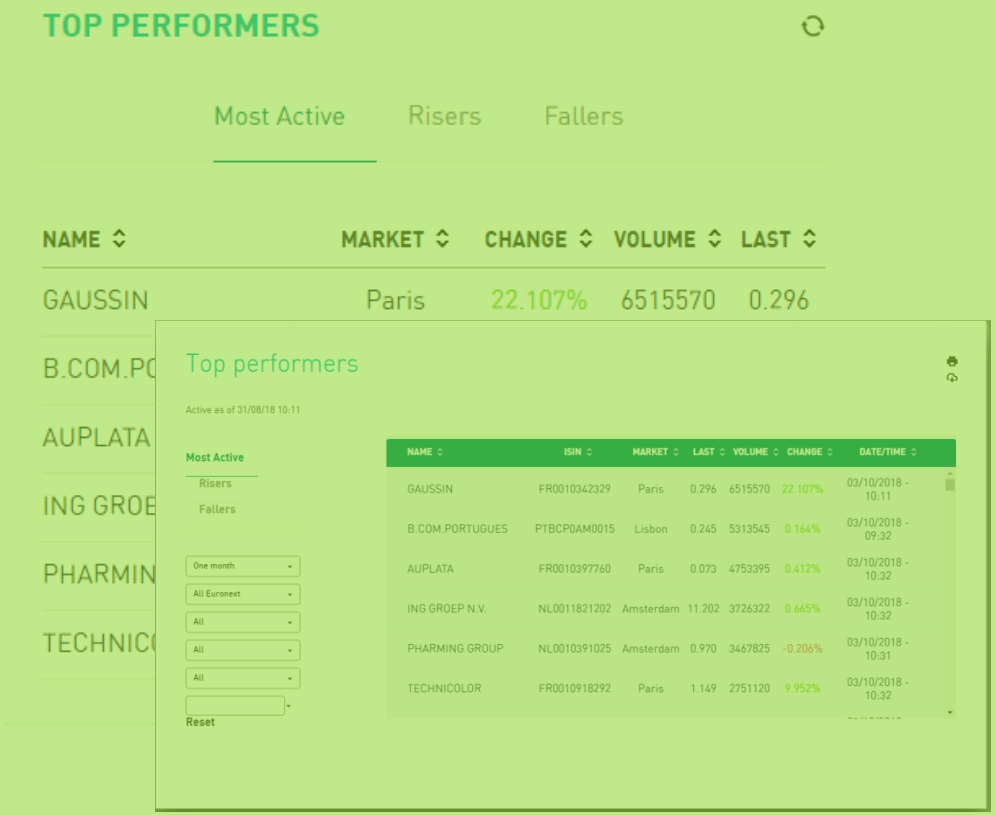

13-LIQUIDITY PROVIDERS

https://connect.euronext.com/en/data-center

D6 version

Liquidity Providers

Apr 2018 — View/Download History

	PRESENCE		AVERAGE CAPITAL AMOUNT		SPREAD	
LP IDENTITY	DAYS	CLEAR RATE	EUROS	% OF REQT	ABS VALUE	% OF REQT
JUMP TRADING INTERNATIONAL 437	9	0,00%	0,00	0,00%	%	0,00%

Total Number of Providers: 1 — Liquidity Provider Commitment Information

Print → Download →

https://qlf-front-connect-d8.euronext.as8677.net/en/data-center

New (D8) version

LIQUIDITY PROVIDERS

Oct 2018 - % of requirement

LP IDENTITY	PRESENCE	AMOUNT	SPREAD
EXANE	0.00%	0.00%	0.00%

Liquidity Provider Commitment Information

Liquidity providers

EURONEXT

Oct 2018 - % of requirement
Number of Providers: 1

Oct 2018 - % of requirement Number of Providers: 1	PRESENCE		AMOUNT		SPREAD	
LP IDENTITY	DAYS	CLEAR RATE	EUROS	% OF REQT	ABS VALUE	% OF REQT
EXANE	2	0.00%	0.00	0.00%	0.00%	0.00%

Liquidity Provider Commitment Information

14-BROKER SHARE : DATA & CHART

https://connect.euronext.com/en/data-center

D6 version

Broker Share

Data | Chart

Time Period Daily 02/10/2018

Active 02/10/2018
Number of shares traded: 969.334 | Out of order book trading: 0

BROKER NAME	BUY VOLUME	% OF BUY	SELL VOLUME	% OF SELL
MORGAN STANLEY INTER	114.022	11,76	262.650	27,10
JP MORGAN SECURITIES	79.231	8,17	205.895	21,24
CITADEL SECURITIES (	102.764	10,60	84.487	8,72
CREDIT SUISSE SECURI	79.120	8,16	27.252	2,81
HUDSON RIVER TRADING	54.227	5,59	50.788	5,24
MERRILL LYNCH	39.601	4,09	53.912	5,56
SOCIETE GENERALE UK	72.552	7,48	-	-
GOLDMAN SACHS INTERN	57.562	5,94	-	-
INSTINET EUROPE	-	-	53.019	5,47
UBS	-	-	44.009	4,54
SOCIETE GENERALE	39.617	4,09	-	-
MILLENIUM INVESTMENT	34.131	3,52	-	-
TOWER RESEARCH CAPIT	-	-	33.523	3,46
QUANTLAB EUROPE BV	-	-	30.003	3,10
TOP 10 VOLUME	672.827	69,41	845.538	87,23

Confidentiality Obligation

INFO

Print → Download →

https://qlf-front-connect-d8.euronext.as8677.net/en/data-center

New (D8) version – not yet final

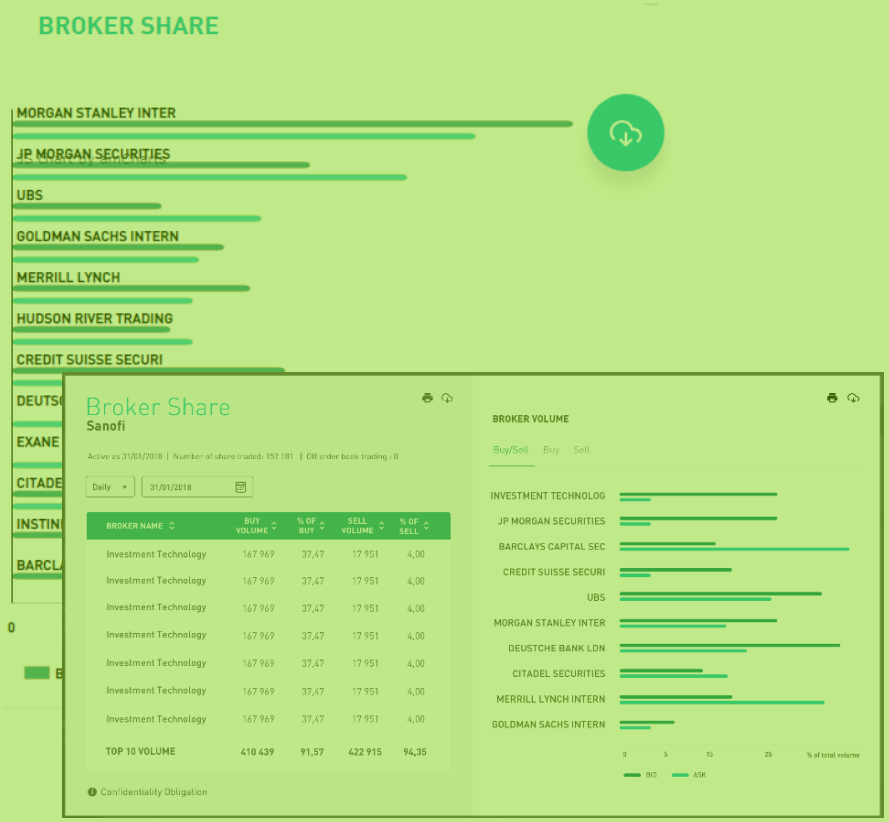

15-MTF MARKET SHARE

https://connect.euronext.com/en/data-center

D6 version

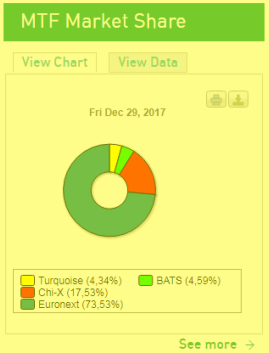

Detailed page below will be reduced to a couple of charts

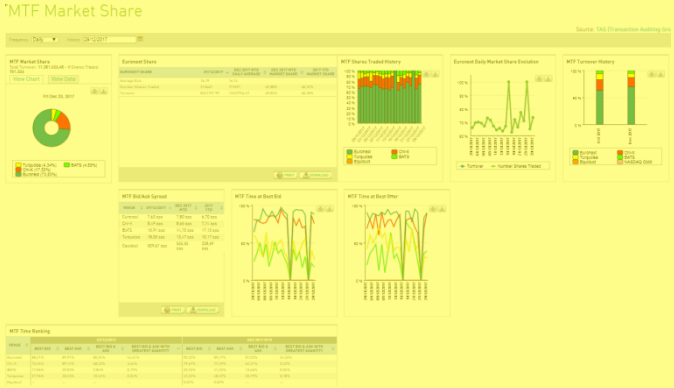

New (D8) versio
Below is from de

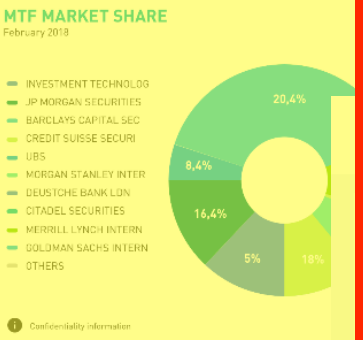

?

Chat with Ariel

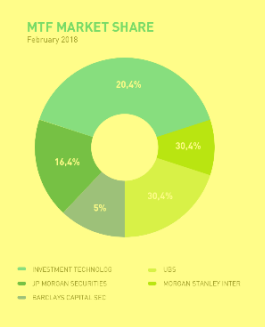

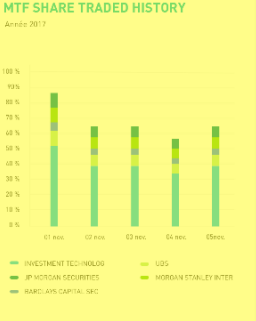

16-CORPORATE OFFER ACCE

https://connect.euronext.com/

D6 version

My IR section

Manage and customize the service

Today, just a Call to action link updated depending on status of the service :
- to try the service (trial period)
or
- manage the service
- indication that the service expired
Only seen by certain profiles (permissioning)

New (D8) versio

Can’t find it?

17-PREDICTIVE QUOTE SEARCH

New (D8) version – not final. Does not exist in D6

https://qlf-front-connect-d8.euronext.as8677.net/en/products/equities/FR0000031122-XPAR

18-INSTRUMENT LOOKUP

https://www.euronext.com/en/search_instruments/acc

https://qlf-front-connect-d8.euronext.as8677.net/en/search_instrument

D6 version

Main Indices: AEX-INDEX | BEL 20 | CAC 40 | PSI 20 |

Search

Showing 1 to 20 of 413 results

All | Stocks | Bonds | Indices | ETFs/ETVs | Funds | Warrants & Certificates | Repos | Futures | Options

SYMBOL	NAME	ISIN	EXCHANGE	MARKET	TYPE
ACCEL	ACCELL GROUP	NL0009767532	Euronext Amsterdam	XAMS	Stock
ACCB	ACCENTIS	BE0003696102	Euronext Brussels	XBRU	Stock
AC	ACCOR	FR0000120404	Euronext Paris	XPAR	Stock
AXS	ACCSYS	GB00BQQFX454	Euronext Amsterdam	XAMS	Stock
AN6	ACCIONA SA	ES0125220311	Euronext Derivatives Amsterdam	DAMS	Future
AC8	ACCOR	FR0000120404	Euronext Derivatives Paris	DPAR	Future
AC6	ACCOR SA	FR0000120404	Euronext Derivatives Paris	DPAR	Future
ACC	ACCELL GROUP NV	NL0009767532	Euronext Derivatives Amsterdam	DAMS	Option
AH1	ACCOR SA	FR0000120404	Euronext Derivatives Paris	DPAR	Option
AH2	ACCOR SA	FR0000120404	Euronext Derivatives Paris	DPAR	Option
ACCAB	ACCOR1.25%26JAN24	FR0013233384	Euronext Paris	XPAR	Bond
ACCAA	ACCOR2.375%17SEP23	FR0012949949	Euronext Paris	XPAR	Bond
65MPZ	ACCEN109.4TL OPENZ	DE000CN6KM26	Euronext Amsterdam	XAMS	Warrant/Certificate
A10QZ	ACCEN123.7TL OPENZ	DE000CE6DGE1	Euronext Amsterdam	XAMS	Warrant/Certificate
B70GZ	ACCEN139.9TL OPENZ	DE000CJ3NWS9	Euronext Amsterdam	XAMS	Warrant/Certificate
B6T0Z	ACCEN159.9TL OPENZ	DE000CV8BDW9	Euronext Amsterdam	XAMS	Warrant/Certificate
19VEZ	ACCEN86.78TL OPENZ	DE000CR9NTA0	Euronext Amsterdam	XAMS	Warrant/Certificate
88AFZ	ACCEN97.03TL OPENZ	DE000CR9NUP6	Euronext Amsterdam	XAMS	Warrant/Certificate
51KHB	ACCG 21TS OPENB	NL0012999155	Euronext Amsterdam	XAMS	Warrant/Certificate
BD63Z	ACCG 13.7TL OPENZ	DE000CV50608	Euronext Amsterdam	XAMS	Warrant/Certificate

1 | 2 | 3 | 4 | 5 | 6 | 7 | 8 | 9 | 10 | 11 | 12 | 13 | 14 | 15 | 16 | 17 | 18 | 19 | 20 | Next ›

D8 version

Filter : Stock (29) | Bond (2) | Warrants/Certificates (400) | Repo (1)

SYMBOL	NAME	ISIN	EXCHANGE	MARKET	PROVIDER
1A8	ACCELERATE DIAGNOSTICS	US00430H1073	Deutsche Börse Frankfurt	XFRA	Stock
0A3	ACCELERON PHARMA DL -.001	US00434H1086	Deutsche Börse Frankfurt	XFRA	Stock
A01B	ACCELL GRP NV CVA EO-.01	NL0009767532	Deutsche Börse Frankfurt	XFRA	Stock
A7HBVQ	ACCENT GROUP LTD	AU000000AX19	Deutsche Börse Frankfurt	XFRA	Stock
A7R	ACCENT RES N.L.	AU000000ACS1	Deutsche Börse Xetra	XETR	Stock
E7S	ACCENTRO R.EST.AG O.N.	DE000A0KFKB3	Deutsche Börse Xetra	XETR	Stock
E7S	ACCENTRO R.EST.AG O.N.	DE000A0KFKB3	Deutsche Börse Xetra	XETR	Stock
CSA	ACCENTURE A DL-.0000225	IE00B4BNMY34	Deutsche Börse Xetra	XETR	Stock
AJ3	ACCIONA SA INH. EO 1	ES0125220311	Deutsche Börse Xetra	XETR	Stock
AJ3	ACCIONA SA INH. EO 1	ES0125220311	Deutsche Börse Xetra	XETR	Stock
A3B	ACCO BRANDS DL-.01	US00081T1088	Deutsche Börse Xetra	XETR	Stock
2LU	ACCONEER AB	SE0010546242	Deutsche Börse Frankfurt	XFRA	Stock
ACR	ACCOR SA INH. EO 3	FR0000120404	Deutsche Börse Xetra	XETR	Stock
ACR	ACCOR SA INH. EO 3	FR0000120404	Deutsche Börse Xetra	XETR	Stock
ACR1	ACCOR SP.ADR NEW 1/5/0.N	US00435F3091	Deutsche Börse Xetra	XETR	Stock
0AE	ACCROL GROUP HLDGS -.001	GB00BZ6VT597	Deutsche Börse Frankfurt	XFRA	Stock
XEJ	ACCURAY INC. DL -.001	US004397105?	Deutsche Börse Xetra	XETR	Stock
C9K	CHINA ALL ACCESS HLDGS	KYG211341048	Deutsche Börse Frankfurt	XFRA	Stock
2D5	CRED. ACC. CORP.	US225310101 6	Deutsche Börse Frankfurt	XFRA	Stock
FXW	FIRST ACCEP. CORP. DL-.01	US318457108?	Deutsche Börse Xetra	XETR	Stock

1 2 >

19-MY QUOTE BOX

https://connect.euronext.com/en/my-company/my-quotes

D6 version

New (D8) version

Basic offer to include share price within Listed companies websites as an iframe.
Demoed on Connect as a bloc in an editorial page

My Quotes URL: https://connect.euronext.com/trader/q

EURONEXT
56,40 €
-0.44%
03/10/2018 09:27:56

More

?

Can't find it?

20- PRODUCT DIRECTORIES (

D6 version

No D8 version av

1 set of filters/columns per product type – the below are examples
https://www.euronext.com/en/equities/directory https://www.euronext.com/en/bo
www.euronext.com/en/funds/directory https://www.euronext.com/en/products/fun
directory https://www.euronext.com/en/warrants-certificates/directory https://www

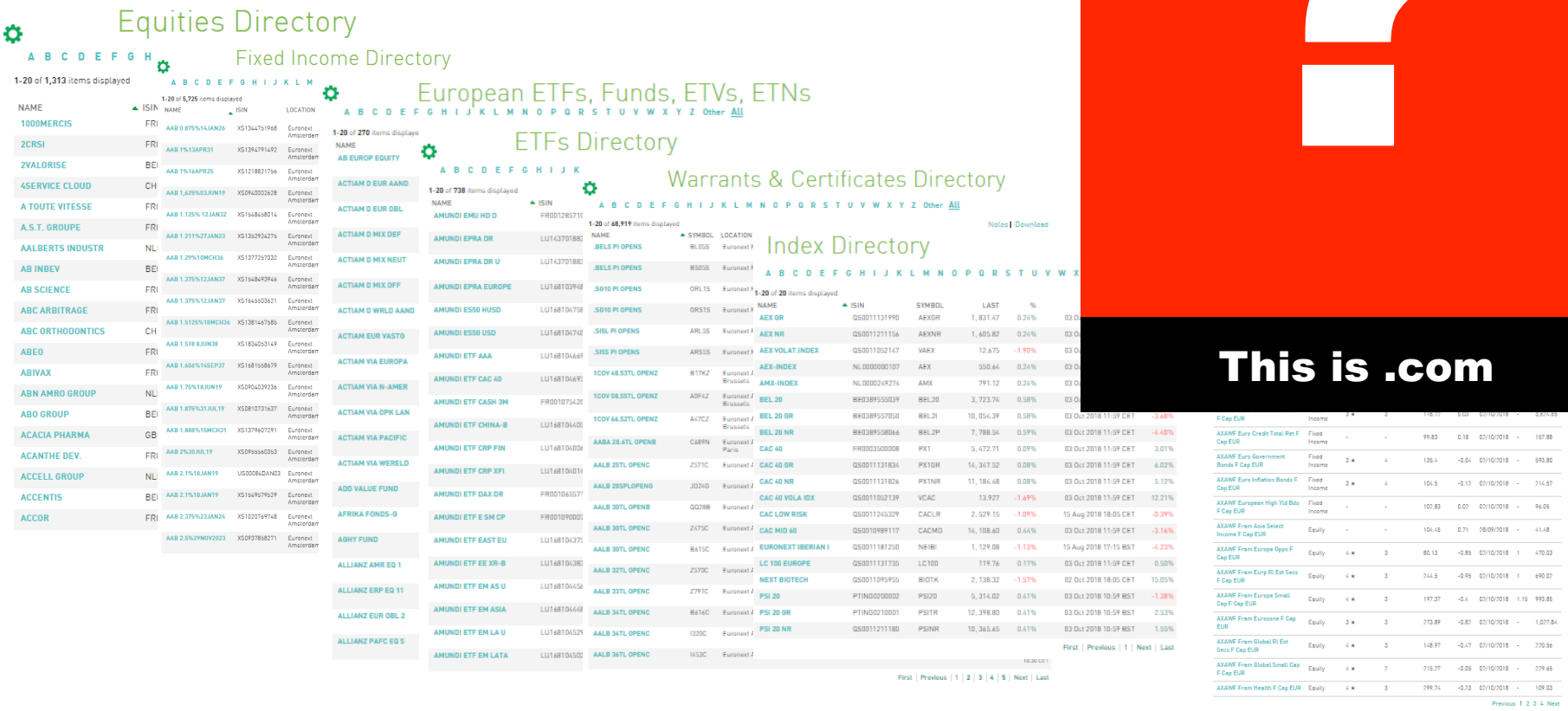

This is .com

21-ALERTS

mbersome so has no

ted on https://qlf-front-connect-d8.euronext.as8677.net/en/

ign

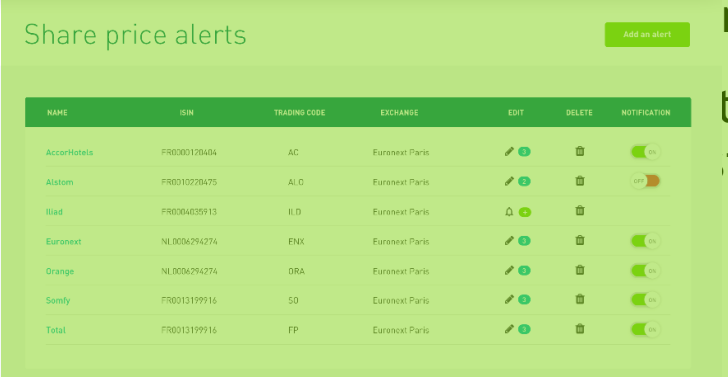

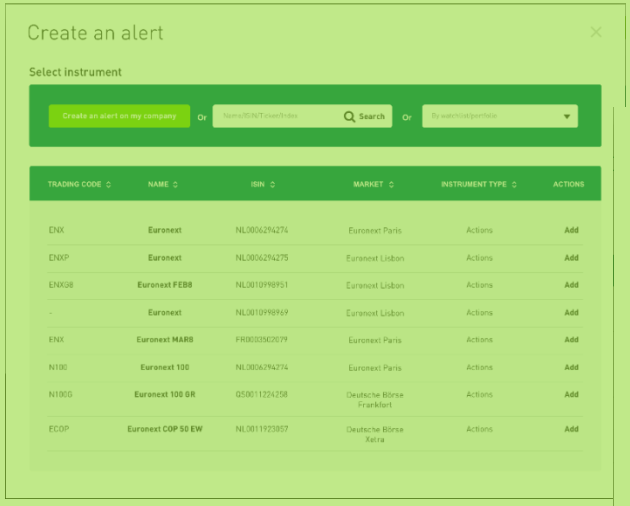



22-WATCHLISTS

D6 watchlists UX on connect is cumbersome so has no interest

D8 version is partly implemented on https://qlf-front-connect-d8.euronext.as8677.net/en/data-center so below is from

WATCHLISTS

Watchlist CAC40

NAME	LAST	%	VOL	HIGH	LOW
AccorHotels	46,03	+0,33	814.933	46,02	46,55
Airbus	92,82	+10,28	5.873.239	90,5	93,47
Atos	121,6	+0,75	341.842	121,5	122,8

My watchlists

Manage your watchlists | Create a watchlist

WATCHLIST COMPANY (Default) | Settings | Add an instrument | Select watchlist | Watchlist company

NAME	LAST	%	VOL	OPEN	HIGH	LOW	D-1	DATE (LOCAL)	ALERT
AccorHotels	46,03	+0,33	814.933	46,02	46,55	45,96	45,88	15/02/18 17:41 CET	
Airbus	92,82	+10,28	5.873.239	90,5	93,47	89,78	84,17	15/02/18 17:41 CET	
	121,6	+0,75	341.842	121,5	122,8	120,9	120,7	15/02/18 17:41 CET	
	64,12	-0,22	2.458.798	64	64,34	63,23	64,26	15/02/18 17:41 CET	
	174,7	-0,34	953.963	176,5	176,5	172,9	175,3	15/02/18 17:35 CET	
	123,15	-0,89	691.513	124,5	125,75	122,65	124,25	15/02/18 17:35 CET	
								15/02/18	

Create a watchlist

My watchlist

MANAGE WATCHLIST

WATCHLIST NAME	Edit	Delete	Visible on my end of day email
Peers watchlist			
Bollore			
Biotech			
Energy			
Bluechip watchlist			
Sector watchlist			

Create a watchlist

Enter watchlist name: Bollore

Search an instrument: Tramways | Search | Submit

TRADING CODE	NAME	ISIN	MARKET	INSTRUMENT TYPE	ACTIONS
764501	Tramways de rouen .nom.EO 31	FR0000031866	Euronext Access Paris	Stock	Add
MLTRA	Tramways de Rouen	FR0000031866	Euronext Access Paris	Stock	Add
764502	Tramways du Var .nom.EO 16	FR0000051567	Euronext Access Paris	Stock	Add

23A- DERIVATIVES QUOTE PAG

D6 version

No D8 version av

https://derivatives.euronext.com/en/products/commodities-futures
DPAR

MILLING WHEAT FUTURES

Delayed Prices | Specification | Settlement Prices | Notices | Publication

CODES AND CLASSIFICATION

Code	EBM	Market	Euronext Paris	Vol.	-	04 Oct 2018
		Currency	€	O.I.	398,144	03 Oct 2018

PRICES - 04 OCT 2018

Delivery	Time (CET)	Last	Vol	Day Vol	Bid Size	Bid	Ask	Ask Size	+/-	Open	High	Low	Settl.	O.I.
DEC 18	-	-	-	-	15	201.25	201.75	22	-	-	-	-	201.25	205,587
MAR 19	-	-	-	-	10	204.25	205.00	1	-	-	-	-	204.25	99,651
MAY 19	-	-	-	-	5	204.75	207.50	30	-	-	-	-	205.50	52,014
SEP 19	-	-	-	-	5	187.25	191.50	1	-	-	-	-	189.25	13,170
DEC 19	-	-	-	-	20	190.50	191.50	20	-	-	-	-	191.25	25,011
MAR 20	-	-	-	-	5	188.50	194.00	2	-	-	-	-	192.75	1,481
MAY 20	-	-	-	-	54	177.25	203.25	2	-	-	-	-	193.50	706
SEP 20	-	-	-	-	5	180.25	187.00	2	-	-	-	-	184.50	197
DEC 20	-	-	-	-	5	181.00	186.50	5	-	-	-	-	186.25	317
MAR 21	-	-	-	-	5	180.50	195.25	6	-	-	-	-	183.50	10
MAY 21	-	-	-	-	-	-	199.00	1	-	-	-	-	179.25	-
SEP 21	-	-	-	-	-	-	-	-	-	-	-	-	179.25	-

Total volume: - Total open interest: 398,144

Note: Settlement price is for the trading day

?

This is .com

23B- DERIVATIVES QUOTE PAG

D6 version

No D8 version av

https://derivatives.euronext.com/en/products/index-options/AEX-DAMS

AEX INDEX OPTION

Delayed Prices | Specification | Settlement Prices | Notices | Publication

Display: Expiry: SELECT DATES Number of Strikes: 5 Submit

- October 2018
- November 2018
- December 2018
- March 2019
- June 2019
- September 2019
- December 2019
- June 2020
- December 2020
- December 2021
- December 2022

CODES AND CLASSIFIC

Code	AEX	xt Amsterdam	Vol.	631	04 Oct 2018
Exercise Type	European		O.I.	296,576	03 Oct 2018

UNDERLYING

Name	AEX-INDEX			107	Market	Euronext Amsterdam	
Currency	€						
Time	CET	Last	552.01	04 Oct 2018 09:11	Last Change %	-0.15	
		High	552.31		Low	551.80	

OCTOBER 2018 PRICES - 04/10/18

EXTENDED VIEW

Calls							Puts						
Settl.	O.I.	Day Vol	Last	Bid	Ask		Strike		Bid	Ask	Last	Day Vol	O.I.	Settl.
14.49	1,805	1	13.65	13.70	13.95	C	540.00	P	1.85	1.90	1.90	50	3,326	1.73
10.34	603	1	9.80	9.70	9.95	C	545.00	P	2.80	2.90	2.85	44	1,811	2.59
6.72	2,611	77	6.40	6.20	6.40	C	550.00	P	4.30	4.40	4.40	67	2,344	3.97
3.83	2,366	41	3.50	3.45	3.55	C	555.00	P	6.45	6.65	6.70	13	933	6.08
1.81	3,759	35	1.60	1.55	1.65	C	560.00	P	9.55	9.85	9.55	54	1,221	9.06

?

This is .com

23A- DERIVATIVES QUOTE PA

D6 version

No D8 version av

https://derivatives.euronext.com/en/products/commodities-futures/EBM
Class_symbol=EBM&Class_exchange=DPAR&fOrO=F&md=03-2019

MILLING WHEAT FUTURES

BACK TO SUMMARY PAGE

Expiry: March 2019 ▾ Submit

CODES AND CLASSIFICATION

Code	EBM	Market	Euronext Paris	Vol.	-	04/10/18
		Currency	€	O.I.	398,144	03/10/18

BID AND ASK (€) 04/10/18

Best Bid	204.25	Size	10	(07:04:00)
Best Ask	205.00	Size	1	(07:04:00)

LAST TRADES (€) 03/10/18

204.75	18:29:59
204.50	18:29:47
204.50	18:29:45
204.50	18:29:42
204.50	18:29:40

MARKET DATA 03/10/18 18:29

Last (€)	204.75
Qty Last Trade	1
Change D/D-1(%)	0.86
Total Day Qty	9,326
Settlement (03/10/18)	204.25
O.I. (03/10/18)	99,651

SETTLEMENT 5 DAYS (€)

204.25	03/10/18
203.00	02/10/18
204.00	01/10/18
204.50	28/09/18
203.50	27/09/18

DAY

Open (€)	205.75
High (€)	206.00
Low (€)	203.50

WEEK

High (€)	206.00
Low (€)	202.00

Note: Settlement price is for the trading day 04/10/18

?

This is .com

24 - SETTLEMENT PRICES

D6 version

No D8 version av

https://derivatives.euronext.com/en/products/commodities-futures/EB/
settlement-prices

MILLING WHEAT FUTURES

Delayed Prices | Specification | Settlement Prices | Notices | Publication

FILTERS

Delivery Month

☑ Dec 2018 ☑ Mar 2019 ☑ May 2019 ☑ Sep 2019 ☑ Dec 2019 ☑ Mar 2020 ☑ May 2021

☑ May 2020 ☑ Sep 2020 ☑ Dec 2020 ☑ Mar 2021 ☑ Sep 2021

Trade Date

4 October 2018

APPLY

Prices - 4 October 2018

DELIVERY	OPEN	HIGH	LOW	LAST	CHANGE	SETTLE	VOLUME	OPEN INTEREST
Dec 2018	0.00	0.00	0.00	0.00	N/A	N/A	0	205587
Mar 2019	0.00	0.00	0.00	0.00	N/A	N/A	0	99651
May 2019	0.00	0.00	0.00	0.00	N/A	N/A	0	52014
Sep 2019	0.00	0.00	0.00	0.00	N/A	N/A	0	13170
Dec 2019	0.00	0.00	0.00	0.00	N/A	N/A	0	25011
Mar 2020	0.00	0.00	0.00	0.00	N/A	N/A	0	1481
May 2020	0.00	0.00	0.00	0.00	N/A	N/A	0	706
Sep 2020	0.00	0.00	0.00	0.00	N/A	N/A	0	197
Dec 2020	0.00	0.00	0.00	0.00	N/A	N/A	0	317
Mar 2021	0.00	0.00	0.00	0.00	N/A	N/A	0	10
May 2021	0.00	0.00	0.00	0.00	N/A	N/A	0	-
Sep 2021	0.00	0.00	0.00	0.00	N/A	N/A	0	-
						Total:	0	398144

?

This is .com

25-DERIVATIVES CONTRACT I

D6 version

No D8 version av

1 per contract type / location, all based on the same pr
vary

https://derivatives.euronext.com/en/equity-index-derivatives/contract-list

Contract List

You can access Settlement Prices, Contract Specifications and (15 Minute) Delayed Prices by hovering your cursor over individual contract names.

ALL | AMSTERDAM | BRUSSELS | LISBON | PARIS

CONTRACT NAME	CODE	PRODUCT TYPE	UNDERLYING ISIN	LOCATION	EXCHANGE/MARKET
CAC 40 INDEX OPTION (PXA)	PXA	Stock indices	FR0003500008	Paris	Euronext Derivatives
CAC 40 INDEX WEEKLY OPTION (1PX 2PX 4PX 5PX)	5PX	Stock indices	FR0003500008	Paris	Euronext Derivatives
CAC 40 INDEX WEEKLY OPTION (1PX 2PX 4PX 5PX)	4PX	Stock indices	FR0003500008	Paris	Euronext Derivatives
CAC 40 INDEX WEEKLY OPTION (1PX 2PX 4PX 5PX)	2PX	Stock indices	FR0003500008	Paris	Euronext Derivatives
CAC 40 INDEX WEEKLY OPTION (1PX 2PX 4PX 5PX)	1PX	Stock indices	FR0003500008	Paris	Euronext Derivatives
CAC40 INDEX FUTURE	FCE	Stock indices	FR0003500008	Paris	Euronext Derivatives
CAC40 INDEX MINI FUTURE	MFC	Stock indices	FR0003500008	Paris	Euronext Derivatives
CAC40 INDEX WEEKLY FUTURE (1FC 2FC 4FC 5FC)	1FC	Stock indices	FR0003500008	Paris	Euronext Derivatives
CAC40 INDEX WEEKLY FUTURE (1FC 2FC 4FC 5FC)	2FC	Stock indices	FR0003500008	Paris	Euronext Derivatives
CAC40 INDEX WEEKLY FUTURE (1FC 2FC 4FC 5FC)	5FC	Stock indices	FR0003500008	Paris	Euronext Derivatives
CAC40 INDEX WEEKLY FUTURE (1FC 2FC 4FC 5FC)	4FC	Stock indices	FR0003500008	Paris	Euronext Derivatives
FTSE EPRA/NAREIT DEVELOPED EUROPE INDEX FUTURE	EPR	Stock indices	NL0000249720	Paris	Euronext Derivatives
FTSE EPRA/NAREIT EUROZONE INDEX FUTURE	EPE	Stock indices	NL0000249753	Paris	Euronext Derivatives
FTSEUROFIRST 100 INDEX FUTURE (PARIS)	FEO	Stock indices	NL0000255446	Paris	Euronext Derivatives
FTSEUROFIRST 80 INDEX FUTURE (PARIS)	FEF	Stock indices	NL0000255438	Paris	Euronext Derivatives

?

This is .com

26-DERIVATIVES WIDGET AGC

D6 version

No D8 version av

https://derivatives.euronext.com/en/products/index-futures/FCE-DP/
prices

Contract Info

SNAPSHOT

Name	CAC40 INDEX FUTURE	
Trading Code	FCE	
Market	Euronext Paris	
Product Type	Index Future	
Currency	EUR	
Activity	04 Oct 2018 09:18 CET	
Volume	6,100	04 Oct 2018
Open Interest	345,702	03 Oct 2018

UNDERLYING

Name	CAC 40
ISIN	FR0003500008
Market	Euronext Paris
Currency	EUR

?

This is .com

27-DERIVATIVES CONTRACT LIST

D6 version

No D8 version av

https://derivatives.euronext.com/en/commodities-contracts

Contract List and Snapshot

Overall commodities - Volume : 57,029 OI : 869,329

Last traded on:03/10/2018 18h30 CEST

15 minutes delayed

	CODE	DELIVERY	LAST	+/-	VOL	OPEN	HIGH	LOW	SETTL	OI	TOT VOL	TOT OI
CORN FUTURES	EMA	Nov-18	174.75	0.5	1,299	175.50	176.00	174.75	174.75	10,957	1,928	26,790
MILLING WHEAT FUTURES	EBM	Dec-18	201.50	1.5	28,374	202.75	203.25	200.50	201.25	205,587	42,593	398,144
NITROGEN FERTILISER SOLUTION	UAN	Nov-18	-	-	-	-	-	-	220.00	-	-	-
RAPESEED FUTURES	ECO	Nov-18	374.75	-	4,880	375.50	376.00	374.25	374.75	33,646	10,732	94,638
RAPESEED MEAL FUTURES	RSM	Dec-18	-	-	-	-	-	-	226.00	-	-	-
RAPESEED OIL FUTURES	RSO	Dec-18	-	-	-	-	-	-	698.50	-	-	-
RESIDENTIAL WOOD PELLETS	RWP	Dec-18	-	-	-	-	-	-	143.00	-	-	-
SKIMMED MILK POWDER FUTURES	SMP	Nov-18	-	-	-	-	-	-	2,313.00	-	-	-
SWEET WHEY FOOD GRADE POWDER	WFP	Nov-18	-	-	-	-	-	-	680.00	-	-	-
UNSALTED LACTIC BUTTER	ULB	Nov-18	-	-	-	-	-	-	3,822.00	-	-	-
									Grand Total		55,253	519,572

More Quotes

Last traded on:03/10/2018 18h27 CEST

15 minutes delayed

	CODE	TOT VOL	TOT OI
OPTIONS ON CORN FUTURES	OMA	50	14,162
OPTIONS ON MILLING WHEAT FUTURES	OBM	435	295,698
OPTIONS ON RAPESEED FUTURES	OCO	1,291	39,897
OPTIONS ON RAPESEED MEAL FUTURES	OSM	-	-
OPTIONS ON RAPESEED OIL FUTURES	OSO	-	-
	Grand Total	1,776	349,757

More Quotes

?

This is .com

28-QUOTE RR WIDGET

D6 version

No D8 version av

https://www.euronext.com/en/products/equities/FR0000120404-XPA
information

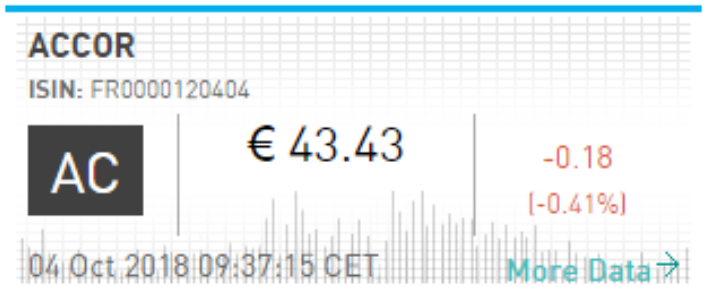

29-WARRANT UNDERLYING

D6 version

No D8 version av

https://www.euronext.com/en/products/warrants-certificates/FR0013335197-XPAR

Underlying							
Name	ACCOR	ISIN	FR0000120404		Market	Euronext Paris	
Currency	€	Best Bid	43.48	04 Oct 2018 09:24	Best Ask	43.50	04 Oct 2018
Time	CET	Last	43.42	04 Oct 2018 09:39	Last Change %	-0.44	
Volume	43,533	High	43.58		Low	43.38	

This is .com

30-WARRANT LIQUIDITY INDI

D6 version

No D8 version av

https://www.euronext.com/en/products/warrants-certificates/FR0013335197-XPAR

Liquidity Indicators

03 OCT 2018

	EXECUTION RATIO	ISSUER PRESENCE	AVG BID/OFFER SPREAD
Last trading Day	-	-	-
Last 20 days	-	-	-

?

This is .com

31-EURONET.COM QUICK QU

D6 version

No D8 version av

https://www.euronext.com/

In the news

NEWS RELEASES | LISTINGS | TODAY'S MARKETS

AEX-INDEX	550.40	0.64%	04/10/2018 09:56:15
BEL 20	3725.19	1.16%	04/10/2018 09:56:15
CAC 40	5456.93	0.43%	04/10/2018 09:56:15
ISEQ OVERALL	6502.57	1.04%	04/10/2018 09:30:59
PSI 20	5275.88	0.04%	04/10/2018 09:56:15

https://www.euronext.com/en/market-data/web-services/

Euronext Share Price - Real time

Share price 04/10/2018 09:55:53

56.30 -0.18%

Best Bid / Ask	56.25 / 56.35
Open	56.25
High	56.9
Low	56.35
Previous close	56.55

Turnover	1.76 M EUR
Number of trades	40
Total traded shares	1.25 k
Market capitalization	3.94 G EUR
Performances	
Over 1 week	-0.35%
Over 1 month	-3.10%
Since be. of the year	7.01%
Over the last full year	3.59%

?

This is .com