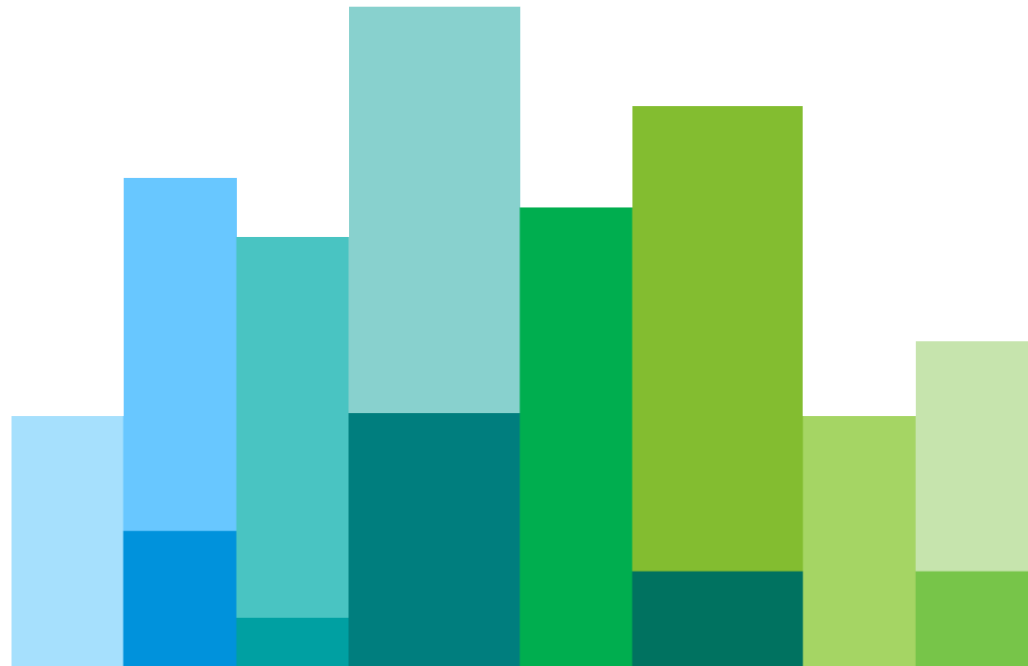


DIVIDEND DERIVATIVES: PLAY THE DIVIDEND FIELD WITH EURONEXT

Trading the CAC 40® Dividend Index Future



DIVIDEND FUTURES AS AN ASSET CLASS

Dividend Futures allow market participants to take a view on cash flows linked only to dividend payments during the calendar year

- Dividends were first traded OTC in the early 2000s, between banks wanting to hedge their structured products dividend exposure and hedge funds willing to take exposure to dividend payments
- When moving from OTC swaps to listed futures, the market developed and new entrants joined as asset managers implemented various strategies using dividend futures
- Dividends have a **low correlation** with traditional asset classes such as equities and bonds and have developed over time into an asset class in their own right
- Dividends are **less volatile** than equities. Companies are often reluctant to cut dividends, even in a bad year.
- Dividends tend to rise with inflation and can work as a hedge against inflation
- Dividend derivatives have had an **impressive growth rate** over the past years. The CAC 40® Dividend Index Future volumes rose by **100%** in 2016 and by **135%** in 2017
- In future, Euronext aims to create an index based on the CAC 40® Dividend Index Futures rolls, opening up this attractive asset class for ETFs and Structured Products.



HARD-HITTING TRADING OPPORTUNITIES

Multiple strategies are available to dividend futures investors

An **efficient hedging tool** to manage dividend exposure

Particularly for derivatives and structured products

Achieve **diversification** and reduce volatility exposure

Take a directional view on dividend distribution

An **asset class on its own: lock in the cash flows!**

Capture the price return / capital growth

Access new **arbitrage opportunities**

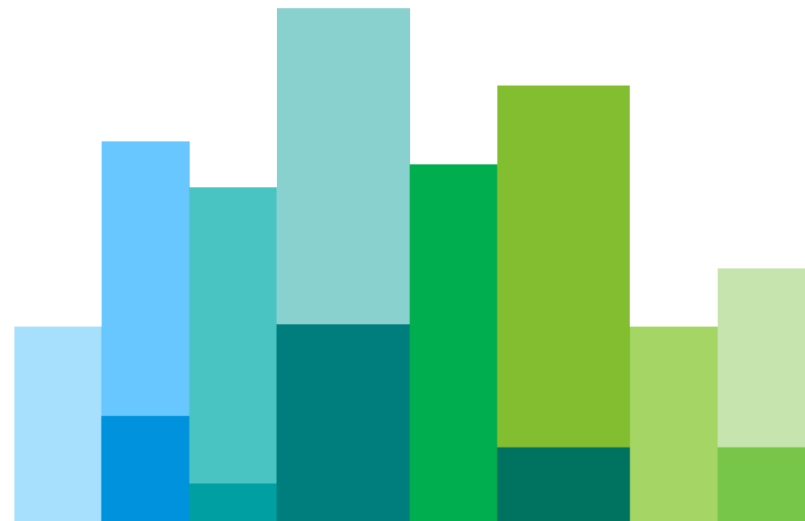
Curve trading using calendar spreads

Widen the scope of your trading opportunities!



PLAY THE DIVIDEND FIELD WITH THE CAC 40[®] DIVIDEND INDEX FUTURE

SEIZE THE OPPORTUNITY!



CAC 40[®] DIVIDEND INDEX FUTURE

What dividends are included in the CAC 40 Dividend Index Future?

The CAC 40[®] Dividend Index measures the **cumulative value of the ordinary gross dividends** declared by the CAC 40[®] Index constituents

Taken into account:

- **Ordinary gross dividends**
- **Scrip dividends** paid in cash or in shares

Excluded:

- **Special or extraordinary** dividends

Dividend points are accumulated on the ex-dividend date

The level of the Index is reset to zero after close on the third Friday in December

Note: Please refer to the Index rule book for complementary information



CAC 40[®] DIVIDEND INDEX FUTURE

Why trade a listed future instead of a div. swap?

- **Central clearing** provided by LCH SA
- Transparency as a result of **on-screen prices**
- Liquidity provided by **market makers**
- **Transparency** in the Index calculation to monitor the accrued dividends
- The possibility to monitor the developments of the dividend markets



CAC 40[®] DIVIDEND INDEX FUTURE

- Point value: €10 per index point
- Minimum price fluctuation:
0.10 index points
- Cash settlement
- Fees: **€0.27 per contract**
 - Trading fee: €0.14
 - Clearing fee: €0.13
- Guaranteed cross minimum size: 100 lots
- Trading hours: 9:00-18:30 (Paris Time)

Market making

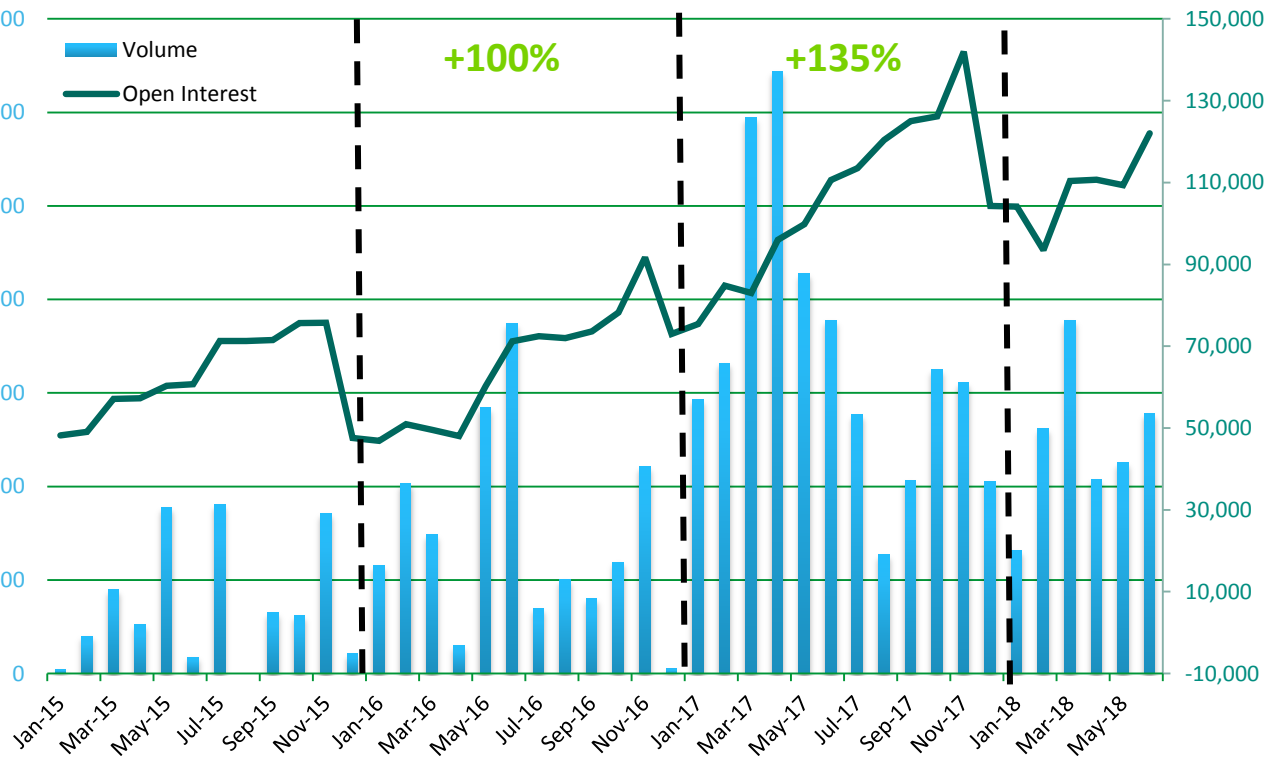
- Next 5 maturities quoted (2017 to 2021)
- **New 6-year maturity** launched in Sep 2017
- Minimum bid/offer quoted size: 150 lots
- Average bid/offer spread: 5 points
- 2 market makers:
BNP Paribas & Societe Generale



In June 2017, the CAC 40 Dividend Future was approved by the CFTC and is now **directly tradable from the US**

CAC 40[®] DIVIDEND INDEX FUTURE

Positive volume trend



- **+135%** volume increase in 2017
- More than 400,000 contracts traded
- The open interest at end H1 2018 was **10%** higher than H1 2017 (122,032 lots).
- New joiners on both sell-side and buy-side

THE VOICE OF THE MARKET



BNP Paribas

Antoine Deix – Equity & Derivatives Strategist

Paul Vivier – Forward trading Europe

“BNP Paribas has been involved in the CAC dividend index contract launch, and market maker on screen daily since the early stage of the contract life. We remain committed to the development of listed index futures in general, and have become an industry-recognised leader in most of these markets over time. On CAC dividend index futures, BNP Paribas is top player in terms of market share and consistency in pricing and will strive to improve liquidity even more going forward.”

We have seen increasing interest in CAC40 dividend futures over the past year. With a relative lower weight in Financials and Utilities compared to other European major indices and a significant exposure to Health Care and Oil & Gas, the CAC 40 dividend index futures can offer an attractive diversification opportunity in the European dividend market. It is not surprising then to see more and more investors looking more closely at this underlying.”



Laffitte Capital Management

Arnaud Yvinec - Managing Partner

“Thanks to the CAC 40 Dividend Future's strong liquidity and to Euronext's coverage of all its components at the single name level, it is now easier to invest in French companies' dividends. We are hence able to seize new arbitrage opportunities which represents a concrete added value.”

THE VOICE OF THE MARKET



Societe Generale

Massimiliano Pignatelli - Head of European Forward Trading

“Societe Generale provides liquidity for CAC 40 dividend Future, we have witnessed and accompanied the development of the contract.”

Our leading market share on Euronext single stock futures franchise translates our commitment to the success of this attractive product range, as a key player on Euronext we do believe in the future of this alternative solution for dividend investments.”



Melanion Capital

Jad Comair - Founder & CIO

“Euronext's impressive issuing of more than 200 dividend futures shows they are clearly committed to the development of this product range that is innovative and complementary with their existing products. Record volumes seen this year on contracts like the CAC 40 dividend index future show that their clients are clearly following them on this path, and the best is yet to come!”

THE VOICE OF THE MARKET



OTCex Group

Jeremy Cohen - Co-Head of Equity Derivatives, Europe

“Euronext has demonstrated its unparalleled commitment to the expansion of dividend derivatives investment opportunities; clearly exhibited with the increased surge of CAC 40® Dividend Index and Single Stock dividend futures recently on the exchange. We have been able to generate an exceptionally tight market with liquidity proving not to be a hindrance to our capabilities to provide excellent trading volumes. Our market share and specialised view of the market regarding these products leads us to believe that this rally in client trading is only the beginning of amplified support in favor of Euronext.”



Key Capital Partners

Edoardo Fabris - Equity Derivatives Broker

“At Key Capital we have a privileged view over most of the European flows on dividend futures in the IDB market. We have seen a growing interest in this product over the last two years and we are well aware that several investors see this kind of product as a new asset class able to provide more yield for their portfolios. As for the index, volumes have grown more on the CAC 40 dividend future compared to any other country index, attracting more interest week on week and taking a positive path to increased liquidity. Euronext's commitment to listing this index dividend future has certainly helped in bringing higher visibility and interest to take positions on this product.”

CONTRACT SPECIFICATIONS

Unit of trading	Contract valued at €10 per index point (the "multiplier"). Example: CAC 40 Dividend Index price is at 108.33, the contract has a value of $108.33 \times 10 = €1,083.30$.
Delivery months	Trading covers five annual maturities. A new expiry month is introduced on the first trading day following the expiry of near month contract.
Quotation	The CAC 40 Dividend Index futures contracts are quoted in index points to one decimal place.
Minimum price movement (tick size and value)	The minimum price fluctuation is 0.10 index points, equivalent to €1 per contract ($0.10 \times €10$).
Exchange delivery Settlement Price (EDSP)	The EDSP shall be the settlement value of the CAC 40 Dividend Index as published by the Euronext Global Index Group at 13:00 (Paris Time) on the third Friday of December, rounded to two decimal places
Trading Hours	08:00 - 18:15 hours (Paris Time) on the UTP.
Settlement	Cash settlement based on the EDSP.
Settlement day	Market day following the day on which the EDSP is published.
Wholesale facility	Guaranteed crosses, minimum size: 100 lots.
Fees	€0.27 per contract (trading fee: €0.14; clearing fee: €0.13)



CONTACTS

Market Makers

BNP Paribas

Nicolas Certner

nicolas.certner@uk.bnpparibas.com

Yanis Escudero

yanis.escudero@uk.bnpparibas.com

Gabriel Messika

gabriel.messika@uk.bnpparibas.com

Paul Vivier

Paul.vivier@uk.bnpparibas.com

Société Générale

Eric Carballeda

eric.carballeda@sgcib.com

Massimiliano Pignatelli

Massimiliano.pignatelli@sgcib.com

Euronext

Financial Derivatives

Charlotte Alliot

calliot@euronext.com

Yiyang Li

yli@euronext.com

Indices

Fabrice Rahmouni

frahmouni@euronext.com



DISCLAIMER

This publication is for information purposes only and is not a recommendation to engage in investment activities. This publication is provided “as is” without representation or warranty of any kind. Whilst all reasonable care has been taken to ensure the accuracy of the content, Euronext does not guarantee its accuracy or completeness. Euronext will not be held liable for any loss or damages of any nature ensuing from using, trusting or acting on information provided. No information set out or referred to in this publication shall form the basis of any contract. The creation of rights and obligations in respect of financial products that are traded on the exchanges operated by Euronext’s subsidiaries shall depend solely on the applicable rules of the market operator. All proprietary rights and interest in or connected with this publication shall vest in Euronext. No part of it may be redistributed or reproduced in any form without the prior written permission of Euronext.

Euronext refers to Euronext N.V. and its affiliates. Information regarding trademarks and intellectual property rights of Euronext is located at <https://www.euronext.com/terms-use>.

Except as below described, all proprietary rights and interest in or connected with this publication shall vest in Euronext. No part of this publication may be redistributed or reproduced in any form without the prior written permission of Euronext. Portions of this publication contain materials or information copyrighted, trademarked or otherwise owned by a third party. No permission is given to use these third party materials.

© 2018, Euronext N.V. - All rights reserved.



- For more information, visit www.euronext.com

