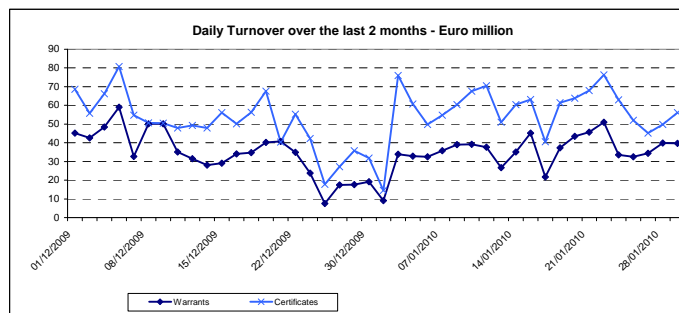
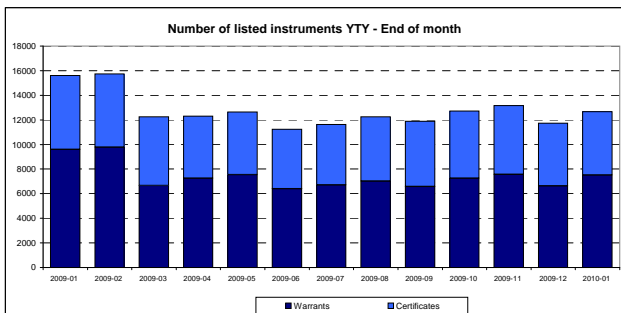


Central order book only



Main Indicators				
MARKET SEGMENT	Listing		Trading (single counted)	
	LISTED End of month	MONTH New listed	LISTED End of month	LISTED End of month
Total	12 666	2 284	11 722	11 722
Warrants	7524	1578	6638	6638
Certificates	5142	706	5084	5084
ISSUERS	12 666	2 284	11 722	11 722
ABN AMRO	2753	305	2682	2682
ASSET-BACKED OBLIGATIE LTD	6	0	6	6
BARCLAYS BANK P.L.C.	38	0	38	38
BNP PARIBAS	1322	246	1095	1095
CITIGROUP	1855	533	1819	1819
COMMERZBANK	3427	868	2980	2980
CREDIT SUISSE	17	0	17	17
DEUTSCHE BANK	30	0	30	30
ETF SECURITIES	74	0	74	74
GOLDMAN SACHS	6	0	6	6
ING	908	110	903	903
JP MORGAN	26	0	26	26
MERRILL LYNCH	42	0	42	42
RABOBANK	134	1	133	133
ROBECO	6	0	6	6
SOCIETE GENERALE	1727	213	1577	1577
UBS	19	0	19	19
UNICREDIT	250	7	243	243
OTHERS	26	0	26	26

Main Indicators						
MARKET SEGMENT	January 2010		December 2009		Since 1st January 2010 *	
	Number of trades	Turnover EUR ML	Number of trades	Turnover EUR ML	Number of trades	Turnover EUR ML
Total	365 343	1 927,1	310 239	1 798,4	365 343	1 927,1
Warrants	211686	736,8	183657	731,1	211686	736,8
Certificates	153657	1190,3	126582	1067,3	153657	1190,3
ISSUERS	365 343	1 927,1	310 239	1 798,4	365 343	1 927,1
ABN AMRO	93066	813,4	77388	621,7	93066	813,4
ASSET-BACKED OBLIGATIE LTD	1761	44,4	2011	46,8	1761	44,4
BARCLAYS BANK P.L.C.	97	1,8	112	2,5	97	1,8
BNP PARIBAS	46090	154,1	43004	199,7	46090	154,1
CITIGROUP	55509	100,6	45262	100,8	55509	100,6
COMMERZBANK	67299	195,4	56586	207,3	67299	195,4
CREDIT SUISSE	112	4,5	80	2,9	112	4,5
DEUTSCHE BANK	187	6,1	146	8,2	187	6,1
ETF SECURITIES	5045	113,3	7106	160,6	5045	113,3
GOLDMAN SACHS	0	0,0	1	0,0	0	0,0
ING	54053	234,5	45245	203,8	54053	234,5
JP MORGAN	34	0,6	44	1,0	34	0,6
MERRILL LYNCH	252	1,0	25	0,5	252	1,0
RABOBANK	2690	65,5	2272	51,9	2690	65,5
ROBECO	102	1,9	157	2,9	102	1,9
SOCIETE GENERALE	31187	176,5	28569	173,8	31187	176,5
UBS	6	0,0	9	0,1	6	0,0
UNICREDIT	1432	3,9	1135	2,3	1432	3,9
OTHERS	421	9,9	487	11,7	421	9,9

Most Traded Instruments (single counted)											
Warrants					Certificates						
ISIN	Location	Name	Issuer	Turnover EUR ML	Number of trades	ISIN	Location	Name	Issuer	Turnover EUR ML	Number of trades
NL0009237171	Amsterdam	AEX 333SPLOPENG	ING	19,4	4533	NL0009264159	Amsterdam	AEX 335 TL OPENN	ABN AMRO	58,9	6384
NL0009236835	Amsterdam	AEX 321SPLOPENG	ING	18,1	4059	NL0009332337	Amsterdam	AEX 345TS OPENN	ABN AMRO	57,9	5403
NL0009237858	Amsterdam	AEX 345SPSOPENG	ING	16,4	3388	NL0009263763	Amsterdam	AEX 324TL OPENN	ABN AMRO	55,6	6579
FR0010832105	Paris	CAC 3900P 0210S	SOCIETE GENERALE	15,2	2164	NL0009263243	Amsterdam	AEX 319TL OPENN	ABN AMRO	46,9	4502
NL0009233931	Amsterdam	AEX 351SPSOPENG	ING	10,9	3093	NL0009263540	Amsterdam	AEX 330 TL OPENN	ABN AMRO	45,2	3719
NL0009237114	Amsterdam	AEX 327SPLOPENG	ING	10,8	2257	NL0009264191	Amsterdam	AEX 349 TS OPENN	ABN AMRO	44,0	4196
NL0006151458	Amsterdam	AAB RD/TOT 10.5%10	ABN AMRO	9,0	206	NL0006345936	Amsterdam	AEX 355 TS OPENN	ABN AMRO	42,6	3851
FR0010843474	Paris	CAC 4100P 0210S	SOCIETE GENERALE	8,7	533	GB00800FHZ82	Paris	GOLD BULLION SEC	ETF SECURITIES	41,5	2083
NL0009167782	Paris	CAC 3900P 0210B	BNP PARIBAS	8,1	406	NL0009258748	Amsterdam	AEX 364 TS OPENN	ABN AMRO	28,3	1436
NL0009161454	Paris	CAC40 3900C 0310B	BNP PARIBAS	8,0	318	NL0009263078	Amsterdam	AEX 314TL OPENN	ABN AMRO	19,4	1373

Amsterdam, Bruxelles, Lisbon and Paris market places, central order book only

*: Since 1st May, 2005, modification of the warrants and certificates market model regarding trades for valuation purposes

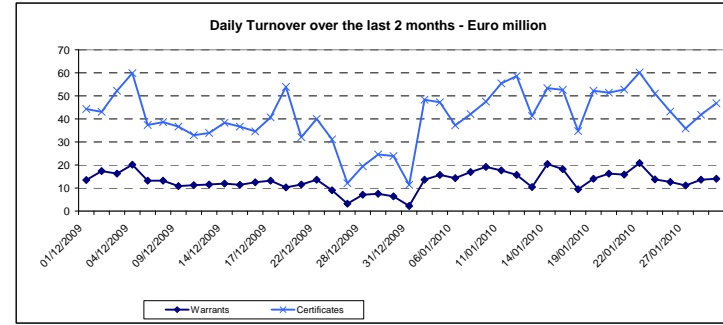
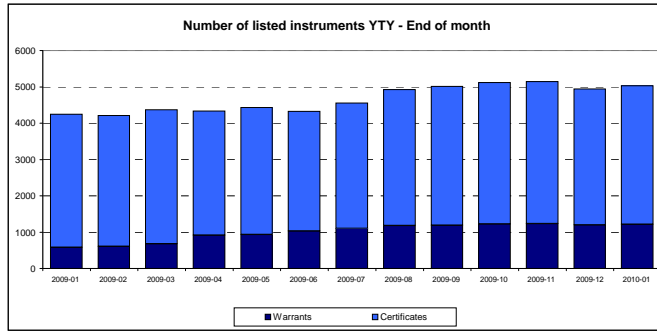
**: All issuers who have less than 5 products listed at current month end

All information contained on or available on this page (the Content) is for general information purposes only. Although this information has been compiled with great care, neither Euronext, nor its servants nor agents, shall accept any responsibility for

nor shall it be bound in any way by the contents of this document. In no event shall Euronext be liable for any loss or damages of any nature resulting from, arising out of or in connection with the Content.

All proprietary rights and interest in the Content, or connected with the Content, shall be vested in Euronext. No part of the Content may be redistributed or reproduced in any form or by any means or used to make any derivative work without written permission from Euronext

Central order book only



Main Indicators				
MARKET SEGMENT	Listing			
	January 2010		31 Dec 2009	
	LISTED End of month	MONTH New listed	LISTED End of month	LISTED End of month
Total	5 027	743	4 941	4 941
Warrants	1214	122	1199	1199
Certificates	3813	621	3742	3742
ISSUERS	5 027	743	4 941	4 941
ABN AMRO	2581	306	2503	2503
ASSET-BACKED OBLIGATIE LTD	6	0	6	6
BARCLAYS BANK P.L.C.	38	0	38	38
BNP PARIBAS	12	0	12	12
CITIGROUP	350	213	340	340
COMMERZBANK	815	112	824	824
CREDIT SUISSE	17	0	17	17
DEUTSCHE BANK	30	0	30	30
ETF SECURITIES	32	0	32	32
ING	908	110	903	903
J.P. MORGAN	26	0	26	26
MERRILL LYNCH	22	0	22	22
RABOBANK	134	1	133	133
ROBECO	6	0	6	6
SOCIETE GENERALE	6	1	5	5
UBS	19	0	19	19
OTHERS	25	0	25	25

Main Indicators						
MARKET SEGMENT	Trading (single counted)					
	January 2010		December 2009		Since 1st January 2009 *	
	Number of trades	Turnover EUR ML	Number of trades	Turnover EUR ML	Number of trades	Turnover EUR ML
Total	173 056	1 257,1	138 537	1 024,8	173 056	1 257,1
Warrants	56827	303,8	47457	247,1	56827	303,8
Certificates	116229	953,3	91080	777,7	116229	953,3
ISSUERS	173 056	1 257,1	138 537	1 024,8	173 056	1 257,1
ABN AMRO	97276	803,7	76178	611,8	97276	803,7
ASSET-BACKED OBLIGATIE LTD	1761	44,4	2011	46,8	1761	44,4
BARCLAYS BANK P.L.C.	97	1,8	112	2,5	97	1,8
BNP PARIBAS	3	0,1	7	0,1	3	0,1
CITIGROUP	4613	14,3	3283	12,4	4613	14,3
COMMERZBANK	10743	47,2	7774	43,0	10743	47,2
CREDIT SUISSE	112	4,5	80	2,9	112	4,5
DEUTSCHE BANK	187	6,1	146	8,2	187	6,1
ETF SECURITIES	676	20,1	711	25,2	676	20,1
ING	54053	234,5	45245	203,8	54053	234,5
J.P. MORGAN	34	0,6	44	1,0	34	0,6
MERRILL LYNCH	245	1,0	18	0,4	245	1,0
RABOBANK	2690	65,5	2272	51,9	2690	65,5
ROBECO	102	1,9	157	2,9	102	1,9
SOCIETE GENERALE	37	1,7	3	0,0	37	1,7
UBS	6	0,0	9	0,1	6	0,0
OTHERS	421	9,9	487	11,7	421	9,9

Most Traded Instruments (single counted)									
Warrants					Certificates				
ISIN	Name	Issuer	Turnover EUR ML	Number of trades	ISIN	Name	Issuer	Turnover EUR ML	Number of trades
NL0009237171	AEX 333SPLOPENG	ING	19,38	4533	NL0009264159	AEX 335 TL OPENN	ABN AMRO	58,9	6384
NL0009236835	AEX 321SPLOPENG	ING	18,12	4059	NL0009332337	AEX 345TS OPENN	ABN AMRO	57,9	5403
NL0009237858	AEX 345SPSOPENG	ING	16,38	3388	AEX 324TL OPENN	ABN AMRO	55,6	6579	
NL0009233931	AEX 351SPSOPENG	ING	10,94	3093	AEX 319TL OPENN	ABN AMRO	46,9	4502	
NL0009237114	AEX 327SPLOPENG	ING	10,77	2257	NL0009263540	AEX 330 TL OPENN	ABN AMRO	45,2	3719
NL0006151458	AAB RD/TOT 10.5%10	ABN AMRO	8,98	206	NL0009264191	AEX 349 TS OPENN	ABN AMRO	44,0	4196
NL0009238245	AEX 333SPSOPENG	ING	6,37	1766	NL0006345936	AEX 355 TS OPENN	ABN AMRO	42,6	3851
NL0006420366	AEX 348SPSOPENG	ING	5,59	1384	NL0009258748	AEX 364 TS OPENN	ABN AMRO	28,3	1436
NL0009236983	ING 6.4SPLOPENG	ING	5,38	1432	NL0009263078	AEX 314TL OPENN	ABN AMRO	19,4	1373
NL0009236926	ARCM 28.6SPLOPENG	ING	5,25	1127	XS019531409	ASSETB CLIN3,29%11	ASSET-BACKED OBLIGAT	19,3	484

Amsterdam, Bruxelles, Lisbon and Paris market places, central order book only

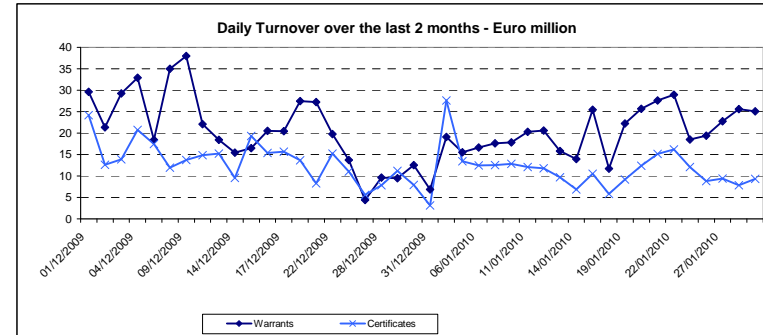
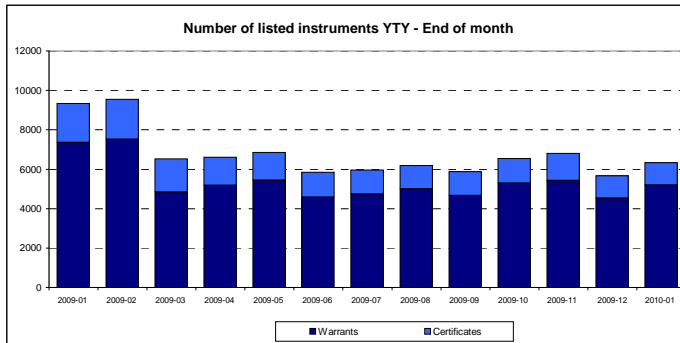
* : Since 1st May, 2005, modification of the warrants and certificates market model regarding trades for valuation purposes

** : All issuers who have less than 5 products listed at current month end

All information contained on or available on this page (the Content) is for general information purposes only. Although this information has been compiled with great care, neither Euronext, nor its servants nor agents, shall accept any responsibility for nor shall it be bound in any way by the contents of this document. In no event shall Euronext be liable for any loss or damages of any nature resulting from, arising out of or in connection with the Content.

All proprietary rights and interest in the Content, or connected with the Content, shall be vested in Euronext. No part of the Content may be redistributed or reproduced in any form or by any means or used to make any derivative work without written permission from Euronext

Central order book only



Main Indicators				
MARKET SEGMENT	Listing		December 2009	31 Dec 2009
	LISTED End of month	MONTH New listed	LISTED End of month	LISTED End of month
Total	6 332	1 252	5 674	5 674
Warrants	5200	1167	4531	4531
Certificates	1132	85	1143	1143
ISSUERS	6 332	1 252	5 674	5 674
ABN AMRO	172	0	179	179
BNP PARIBAS	1310	246	1083	1083
CITIGROUP	901	305	857	857
COMMERZBANK	1909	482	1671	1671
ETF SECURITIES	42	0	42	42
GOLDMAN SACHS	6	0	6	6
MERRILL LYNCH	20	0	20	20
SOCIETE GENERALE	1721	212	1572	1572
UNICREDIT	250	7	243	243
OTHERS	1	0	1	1

Main Indicators					
MARKET SEGMENT	Trading (single counted)		December 2009	Since 1st January 2010 *	
	Number of trades	Turnover EUR ML	Number of trades	Turnover EUR ML	Number of trades
Total	183 626	646,3	162 926	737,4	183 626
Warrants	146556	410,3	127779	449,2	146556
Certificates	37070	236,0	35147	288,2	37070
ISSUERS	183 626	646,3	162 926	737,4	183 626
ABN AMRO	1790	9,7	1810	9,8	1790
BNP PARIBAS	46087	154,0	42997	199,6	46087
CITIGROUP	46703	76,5	36881	70,4	46703
COMMERZBANK	52088	134,2	45134	146,0	52088
ETF SECURITIES	4369	93,2	6395	135,4	4369
GOLDMAN SACHS	0	0,0	1	0,0	0
MERRILL LYNCH	7	0,0	7	0,1	7
SOCIETE GENERALE	31150	174,8	28566	173,8	31150
UNICREDIT	1432	3,9	1135	2,3	1432
OTHERS	0	0,0	0	0,0	0

Most Traded Instruments (single counted)									
Warrants					Certificates				
ISIN	Name	Issuer	Turnover EUR ML	Number of trades	ISIN	Name	Issuer	Turnover EUR ML	Number of trades
FR0010832105	CAC 3900P 0210S	SOCIETE GENERALE	15,2	2164	GB00B00FHZ82	GOLD BULLION SEC	ETF SECURITIES	41,5	2083
FR0010843474	CAC 4100P 0210S	SOCIETE GENERALE	8,7	533	GB00B15KY104	ETFs NATURAL GAS	ETF SECURITIES	12,6	808
NL0009167782	CAC 3900P 0210B	BNP PARIBAS	8,1	406	FR0010673350	GOLD PIQOPENS	SOCIETE GENERALE	11,6	824
NL0009161454	CAC40 3900C 0310B	BNP PARIBAS	8,0	318	FR0010511535	BRENT PI OPENS	SOCIETE GENERALE	7,1	735
FR0010832063	CAC 3900C 0210S	SOCIETE GENERALE	7,6	1336	GB00B15KXV33	ETFs CRUDE OIL	ETF SECURITIES	6,8	322
FR0010832071	CAC 4100C 0210S	SOCIETE GENERALE	5,7	2016	GB00B0CTWC01	ETFs BRENT OIL SEC	ETF SECURITIES	6,5	201
FR0010672238	CAC40 4125TS OPENS	SOCIETE GENERALE	5,5	287	XS0416722857	GOLD LYXOR ETN S	SOCIETE GENERALE	5,0	29
FR0010832055	CAC 3700C 0210C	CITIGROUP	5,0	378	NL0009166081	CAC40 4100TPS0310B	BNP PARIBAS	4,0	1954
FR0010843466	CAC 4000P 0210S	SOCIETE GENERALE	4,9	492	GB00B0CTWK84	ETFs WTI OIL SEC	ETF SECURITIES	3,6	46
DE000CG2HBT8	CAC 4100TS 0310C	CITIGROUP	4,7	2555	GB00B15KY328	ETFs SILVER	ETF SECURITIES	3,6	62

Amsterdam, Bruxelles, Lisbon and Paris market places, central order book only

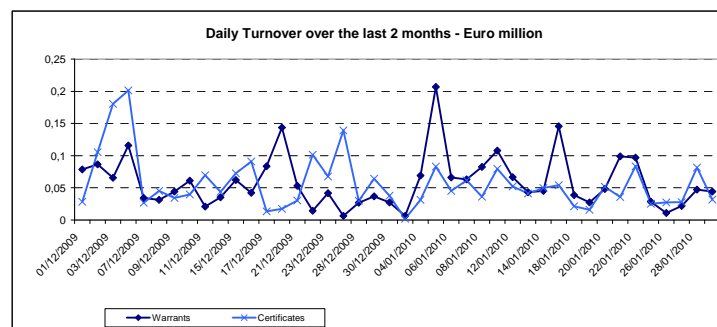
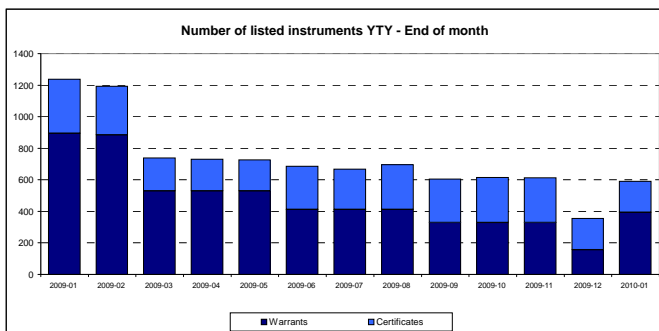
* : Since 1st May, 2005, modification of the warrants and certificates market model regarding trades for valuation purposes

** : All issuers who have less than 5 products listed at current month end

All information contained on or available on this page (the Content) is for general information purposes only. Although this information has been compiled with great care, neither Euronext, nor its servants nor agents, shall accept any responsibility for nor shall it be bound in any way by the contents of this document. In no event shall Euronext be liable for any loss or damages of any nature resulting from, arising out of or in connection with the Content.

All proprietary rights and interest in the Content, or connected with the Content, shall be vested in Euronext. No part of the Content may be redistributed or reproduced in any form or by any means or used to make any derivative work without written permission from Euronext

Central order book only



Main Indicators				
Listing				
	January 2010		December 2009	
	LISTED End of month	MONTH New listed	LISTED End of month	LISTED End of month
MARKET SEGMENT				
Total	591	237	356	356
Warrants	394	237	157	157
Certificates	197	0	199	199
ISSUERS				
Total	591	237	356	356
COMMERZBANK	591	237	356	356

Main Indicators						
Trading (single counted)						
	January 2010		December 2009		Since 1st January 2009 *	
	Number of trades	Turnover EUR ML	Number of trades	Turnover EUR ML	Number of trades	Turnover EUR ML
MARKET SEGMENT						
Total	1 089	2,3	836	2,6	1 089	2,3
Warrants	731	1,4	481	1,1	731	1,4
Certificates	358	0,9	355	1,4	358	0,9
ISSUERS						
Total	1 089	2,3	836	2,6	1 089	2,3
COMMERZBANK	1089	2,3	836	2,6	1089	2,3

Most Traded Instruments (single counted)									
Warrants					Certificates				
ISIN	Name	Issuer	Turnover EUR ML	Number of trades	ISIN	Name	Issuer	Turnover EUR ML	Number of trades
DE000CM8LAY1	NYRST 10NRC0310Z	COMMERZBANK	180,3	166	DE000CM3XRF0	BNP 48.74TL OPENZ	COMMERZBANK	121,36	40
DE000CM8KZK2	KBC 35NRC0310Z	COMMERZBANK	130,0	44	DE000CM3XRM6	GBL 50TL OPENZ	COMMERZBANK	79,21	15
DE000CM8LCR1	APPLE 22NRC0310Z	COMMERZBANK	103,0	14	DE000CM3XRK3	NYRST 6TL OPENZ	COMMERZBANK	74,71	24
DE000CM8LAA1	KBC 25NRP0310Z	COMMERZBANK	98,1	14	DE000CM3XRT1	KBC 21TL OPENZ	COMMERZBANK	59,60	32
DE000CM8KZZ7	KBC 28NRP0310Z	COMMERZBANK	97,1	31	DE000CB55TZ0	MBST 35.76TL OPENZ	COMMERZBANK	54,30	6
DE000CM8KZW4	KBC 30NRC0310Z	COMMERZBANK	84,4	40	DE000CM3XRN4	GDF 25TL OPENZ	COMMERZBANK	53,90	28
DE000CM8LAZ8	NYRST 12NRC0310Z	COMMERZBANK	60,7	26	DE000CB55QU7	COLRT 200TS OPENZ	COMMERZBANK	48,50	2
DE000CM8LBY9	UCB 30NRC0310Z	COMMERZBANK	59,6	7	DE000CM3XBC1	BNP 38.86TL OPENZ	COMMERZBANK	35,71	6
DE000CM3XSW3	AGFA 4NRC0310Z	COMMERZBANK	53,2	16	DE000CM3XCJ4	OMEGA 21TL OPENZ	COMMERZBANK	34,27	13
DE000CM8XYW7	FORTS 3NRC0310Z	COMMERZBANK	53,1	66	DE000CM3XSF8	SOLVA 64TL OPENZ	COMMERZBANK	23,67	15

Amsterdam, Bruxelles, Lisbon and Paris market places, central order book only

* : Since 1st May, 2005, modification of the warrants and certificates market model regarding trades for valuation purposes

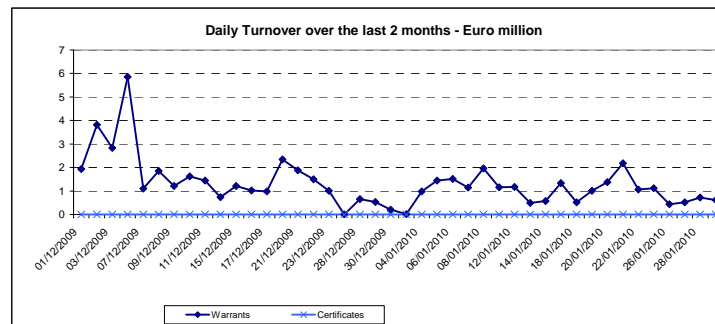
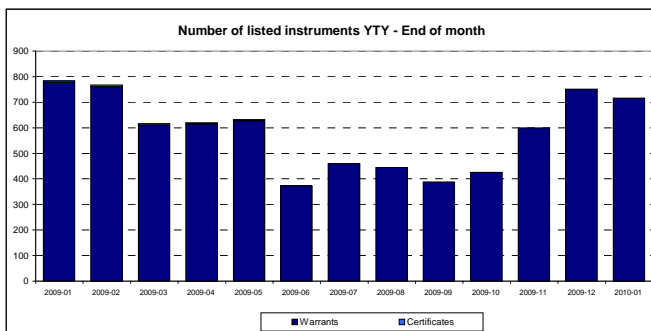
** : All issuers who have less than 5 products listed at current month end

All information contained on or available on this page (the Content) is for general information purposes only. Although this information has been compiled with great care, neither Euronext, nor its servants nor agents, shall accept any responsibility for

nor shall it be bound in any way by the contents of this document. In no event shall Euronext be liable for any loss or damages of any nature resulting from, arising out of or in connection with the Content.

All proprietary rights and interest in the Content, or connected with the Content, shall be vested in Euronext. No part of the Content may be redistributed or reproduced in any form or by any means or used to make any derivative work without written permission from Euronext

Central order book only



Main Indicators				
Listing				
MARKET SEGMENT	January 2010		December 2009	31 Dec 2008
	LISTED End of month	MONTH New listed	LISTED End of month	LISTED End of month
Total	716	52	751	751
Warrants	716	52	751	751
Certificates	0	0	0	0
ISSUERS	716	52	751	751
CITIGROUP	604	15	622	622
COMMERZBANK	112	37	129	129
	0	0	0	0

Main Indicators						
Trading (single counted)						
MARKET SEGMENT	January 2010		December 2009	Since 1st January 2009 *		
	Number of trades	Turnover EUR ML	Number of trades	Turnover EUR ML	Number of trades	Turnover EUR ML
Total	7 572	21,3	7 940	33,7	7 572	21,3
Warrants	7572	21,3	7940	33,7	7572	21,3
Certificates	0	0,0	0	0,0	0	0,0
ISSUERS	7 572	21,3	7 940	33,7	7 572	21,3
CITIGROUP	4193	9,7	5098	18,0	4193	9,7
COMMERZBANK	3379	11,6	2842	15,7	3379	11,6
	0	0,0	0	0,0	0	0,0

Most Traded Instruments (single counted)									
Warrants					Certificates				
ISIN	Name	Issuer	Turnover EUR ML	Number of trades	ISIN	Name	Issuer	Turnover EUR thds	Number of trades
DE000CM5EVY9	DAX 5750TL 0210Z	COMMERZBANK	2,7	173					
DE000CG2C5A2	DAX 5800C 0310C	CITIGROUP	1,6	267					
DE000CM5EW C2	DAX 6100TS 0210Z	COMMERZBANK	1,5	505					
DE000CG2C5P0	DAX 6000C 0610C	CITIGROUP	1,1	208					
DE000CM5EVX0	DAX 5700TL 0210Z	COMMERZBANK	1,1	182					
DE000CG2C5B0	DAX 6000C 0310C	CITIGROUP	0,8	349					
DE000CG2C5Q8	DAX 6200C 0610C	CITIGROUP	0,8	116					
DE000CG2C5C8	DAX 6200C 0310C	CITIGROUP	0,6	138					
DE000CM09RW5	DAX 5800TL 0210Z	COMMERZBANK	0,5	157					
DE000CM5EVV4	DAX 5600TL 0210Z	COMMERZBANK	0,5	76					

Amsterdam, Bruxelles, Lisbon and Paris market places, central order book only

*: Since 1st May, 2005, modification of the warrants and certificates market model regarding trades for valuation purposes

** : All issuers who have less than 5 products listed at current month end

All information contained on or available on this page (the Content) is for general information purposes only. Although this information has been compiled with great care, neither Euronext, nor its servants nor agents, shall accept any responsibility for nor shall it be bound in any way by the contents of this document. In no event shall Euronext be liable for any loss or damages of any nature resulting from, arising out of or in connection with the Content.

All proprietary rights and interest in the Content, or connected with the Content, shall be vested in Euronext. No part of the Content may be redistributed or reproduced in any form or by any means or used to make any derivative work without written permission from Euronext

