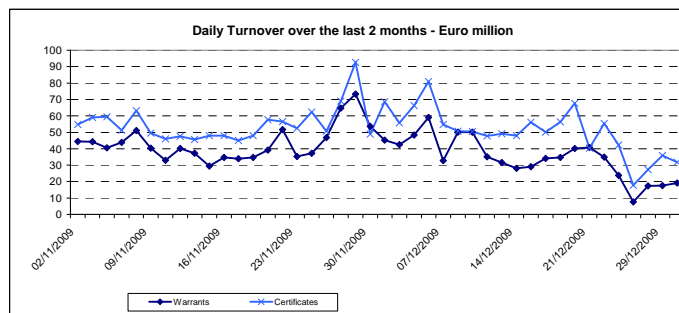
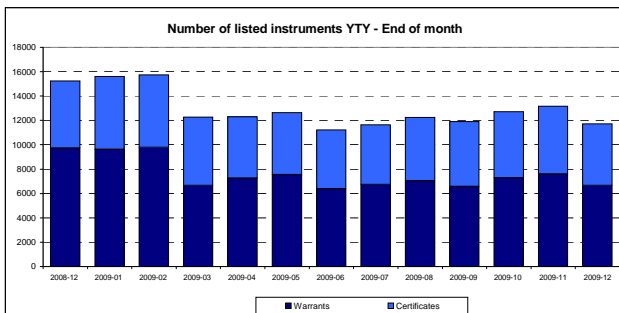


Central order book only



Main Indicators				
MARKET SEGMENT	Listing			
	December 2009		November 2009	31 Dec 2008
	LISTED End of month	MONTH New listed	LISTED End of month	LISTED End of month
<b>Total</b>	<b>11 722</b>	<b>2 548</b>	<b>13 159</b>	<b>15 243</b>
Warrants	6638	1892	7582	9735
Certificates	5084	656	5577	5508
<b>ISSUERS</b>	<b>11 722</b>	<b>2 547</b>	<b>13 159</b>	<b>15 243</b>
ABN AMRO	2682	169	2677	2574
ASSET-BACKED OBLIGATIE LTD	6	0	6	6
BARCLAYS BANK P.L.C.	38	1	37	38
BNP PARIBAS	1095	142	1513	1631
CITIGROUP	1819	1280	1649	1172
COMMERZBANK	2980	451	4060	5461
CREDIT SUISSE	17	0	17	15
DEUTSCHE BANK	30	0	30	33
ETF SECURITIES	74	0	74	74
GOLDMAN SACHS	6	0	10	32
ING	903	108	879	354
JP MORGAN	26	0	26	26
MERRILL LYNCH	42	0	43	54
RABOBANK	133	1	133	152
ROBECO	6	0	7	6
SOCIETE GENERALE	1577	263	1702	1887
UBS	19	0	19	23
UNICREDIT	243	133	251	176
OTHERS	26	0	26	1529

Main Indicators						
MARKET SEGMENT	Trading (single counted)					
	December 2009		November 2009	Since 1st January 2009 *		
	Number of trades	Turnover EUR ML	Number of trades	Turnover EUR ML	Number of trades	Turnover EUR ML
<b>Total</b>	<b>310 239</b>	<b>1 798.4</b>	<b>391 028</b>	<b>2 065.1</b>	<b>4 872 351</b>	<b>22 974.3</b>
Warrants	183657	731.1	236705	909.4	2950964	9539.7
Certificates	126582	1067.3	154323	1155.8	1921387	13434.6
<b>ISSUERS</b>	<b>310 239</b>	<b>1 798.4</b>	<b>391 028</b>	<b>2 065.1</b>	<b>4 872 351</b>	<b>22 974.3</b>
ABN AMRO	77388	621.7	98023	702.9	1214024	7 941.0
ASSET-BACKED OBLIGATIE LTD	2011	46.8	2698	61.8	19834	328.4
BARCLAYS BANK P.L.C.	112	2.5	121	2.4	1092	22.0
BNP PARIBAS	43004	199.7	53814	198.4	617478	2 241.5
CITIGROUP	45262	100.8	61651	126.7	669833	1 558.1
COMMERZBANK	56586	207.3	64497	241.9	684174	2 309.3
CREDIT SUISSE	80	2.9	157	5.5	422	12.5
DEUTSCHE BANK	146	8.2	124	3.6	2010	60.9
ETF SECURITIES	7106	160.6	6862	122.1	70858	1 854.7
GOLDMAN SACHS	1	0.0	2	0.0	325	0.4
ING	45245	203.8	56877	247.4	1001008	2 728.9
JP MORGAN	44	1.0	41	0.6	497	8.6
MERRILL LYNCH	25	0.5	26	0.7	915	13.6
RABOBANK	2272	51.9	2777	74.7	35211	900.9
ROBECO	157	2.9	157	2.9	1695	33.0
SOCIETE GENERALE	28569	173.8	39980	249.3	411036	2 262.8
UBS	9	0.1	6	0.0	139	1.1
UNICREDIT	1135	2.3	2583	11.1	20813	69.1
OTHERS	487	11.7	502	9.7	120987	627.3

Most Traded Instruments (single counted)											
Warrants					Certificates						
ISIN	Location	Name	Issuer	Turnover EUR ML	Number of trades	ISIN	Location	Name	Issuer	Turnover EUR ML	Number of trades
NL0009134071	Paris	CAC40 3200C 0310B	BNP PARIBAS	14.9	97	GB00B00FH282	Paris	GOLD BULLION SEC	ETF SECURITIES	76.5	3318
NL0009236330	Amsterdam	AEX 308SPLOPENG	ING	12.1	2757	NL0009262641	Amsterdam	AEX 310 TL OPENN	ABN AMRO	54.2	4433
NL0009159849	Paris	CAC40 3800C 0310B	BNP PARIBAS	10.4	397	NL0009262351	Amsterdam	AEX 306 TL OPENN	ABN AMRO	38.8	2944
FR0010276543	Paris	CAC404000PSG1209	SOCIETE GENERALE	10.0	475	FR0010673350	Paris	GOLD PLOPENS	SOCIETE GENERALE	30.6	788
NL0009236835	Amsterdam	AEX 320SPLOPENG	ING	9.2	2156	NL0006346470	Amsterdam	AEX 345 TS OPENN	ABN AMRO	26.2	2449
DE000C62EYK6	Paris	CAC40 3950TS 0310C	CITIGROUP	8.7	2335	NL0009263078	Amsterdam	AEX 314TL OPENN	ABN AMRO	23.8	1576
NL0006529737	Paris	CAC40 4000C 0611B	BNP PARIBAS	8.4	243	NL0009258508	Amsterdam	AEX 331 TS OPENN	ABN AMRO	23.7	2535
NL0009236215	Amsterdam	AEX 302SPLOPENG	ING	7.5	1536	GB00B15KY104	Paris	ETFS NATURAL GAS	ETF SECURITIES	22.7	1687
NL0009236322	Amsterdam	AEX 314SPLOPENG	ING	7.1	1823	NL0009258730	Amsterdam	AEX 326 TS OPENN	ABN AMRO	21.4	2634
NL0009132042	Paris	CAC40 3800C 0610B	BNP PARIBAS	7.1	350	JE00B1VS3770	Amsterdam	ETFS PHYSICALGOLD	ETF SECURITIES	18.3	403

Amsterdam, Bruxelles, Lisbon and Paris market places, central order book only

\*: Since 1st May, 2005, modification of the warrants and certificates market model regarding trades for valuation purposes

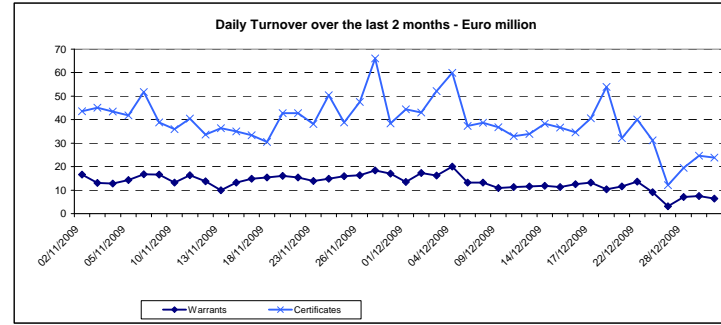
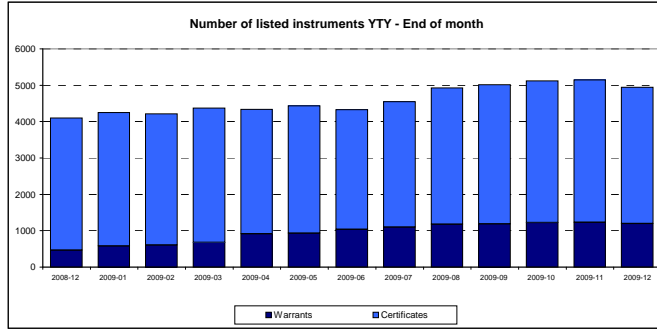
\*\* : All issuers who have less than 5 products listed at current month end

All information contained on or available on this page (the Content) is for general information purposes only. Although this information has been compiled with great care, neither Euronext, nor its servants nor agents, shall accept any responsibility for

nor shall it be bound in any way by the contents of this document. In no event shall Euronext be liable for any loss or damages of any nature resulting from, arising out of or in connection with the Content.

All proprietary rights and interest in the Content, or connected with the Content, shall be vested in Euronext. No part of the Content may be redistributed or reproduced in any form or by any means or used to make any derivative work without written permission from Euronext

Central order book only



Main Indicators				
Listing				
MARKET SEGMENT	December 2009		31 Dec 2008	
	LISTED End of month	MONTH New listed	LISTED End of month	LISTED End of month
<b>Total</b>	<b>4 941</b>	<b>711</b>	<b>5 144</b>	<b>4 102</b>
Warrants	1199	110	1233	468
Certificates	3742	601	3911	3634
<b>ISSUERS</b>	<b>4 941</b>	<b>711</b>	<b>5 144</b>	<b>4 102</b>
ABN AMRO	2503	168	2497	2355
ASSET-BACKED OBLIGATIE LTD	6	0	6	6
BARCLAYS BANK P.L.C.	38	1	37	38
BNP PARIBAS	12	0	12	12
CITIGROUP	340	291	304	286
COMMERZBANK	824	142	1093	700
CREDIT SUISSE	17	0	17	15
DEUTSCHE BANK	30	0	30	33
ETF SECURITIES	32	0	32	32
ING	903	108	879	354
J.P. MORGAN	26	0	26	26
MERRILL LYNCH	22	0	22	27
RABOBANK	133	1	133	152
ROBEKO	6	0	7	6
SOCIETE GENERALE	5	0	5	2
UBS	19	0	19	19
OTHERS	25	0	25	39

Main Indicators						
Trading (single counted)						
MARKET SEGMENT	December 2009		November 2009		Since 1st January 2009 *	
	Number of trades	Turnover EUR ML	Number of trades	Turnover EUR ML	Number of trades	Turnover EUR ML
<b>Total</b>	<b>138 537</b>	<b>1 024,8</b>	<b>173 892</b>	<b>1 189,4</b>	<b>2 366 564</b>	<b>12 894,8</b>
Warrants	47457	247,1	60050	314,9	1032804	3326,6
Certificates	91080	777,7	113842	874,5	1333760	9568,2
<b>ISSUERS</b>	<b>138 537</b>	<b>1 024,8</b>	<b>173 892</b>	<b>1 189,4</b>	<b>2 366 564</b>	<b>12 894,8</b>
ABN AMRO	76178	611,8	96050	692,5	1185707	7812,1
ASSET-BACKED OBLIGATIE LTD	2011	46,8	2698	61,8	19834	328,4
BARCLAYS BANK P.L.C.	112	2,5	121	2,4	1092	22,0
BNP PARIBAS	7	0,1	9	0,2	81	1,3
CITIGROUP	3283	12,4	4438	15,5	46799	197,1
COMMERZBANK	7774	43,0	9069	47,0	55899	257,8
CREDIT SUISSE	80	2,9	157	5,5	422	12,5
DEUTSCHE BANK	146	8,2	124	3,6	2010	60,9
ETF SECURITIES	711	25,2	695	21,4	6759	232,0
ING	45245	203,8	56877	247,4	1001008	2728,9
J.P. MORGAN	44	1,0	41	0,6	497	8,6
MERRILL LYNCH	18	0,4	23	0,7	614	12,2
RABOBANK	2272	51,9	2777	74,7	35211	900,9
ROBEKO	157	2,9	287	6,1	1695	33,0
SOCIETE GENERALE	3	0,0	18	0,2	52	0,5
UBS	9	0,1	6	0,0	139	1,1
OTHERS	487	11,7	502	9,7	8745	225,4

Most Traded Instruments (single counted)									
Warrants					Certificates				
ISIN	Name	Issuer	Turnover EUR tnds	Number of trades	ISIN	Name	Issuer	Turnover EUR ML	Number of trades
NL0009236330	AEX 308SPLOPENG	ING	12051,9	2757	NL0009262641	AEX 310 TL OPENN	ABN AMRO	54,2	4433
NL0009236835	AEX 320SPLOPENG	ING	9159,8	2156	NL0009262351	AEX 306 TL OPENN	ABN AMRO	38,8	2844
NL0009236215	AEX 302SPLOPENG	ING	7461,9	1536	NL0006346470	AEX 345 TS OPENN	ABN AMRO	26,2	2449
NL0009236322	AEX 314SPLOPENG	ING	7130,1	1823	NL0009263078	AEX 314TL OPENN	ABN AMRO	23,8	1576
NL0009231562	AEX 330SPOPENG	ING	6791,9	1891	NL0009258508	AEX 331 TS OPENN	ABN AMRO	23,7	2535
NL0009231568	AEX 342SPOPENG	ING	6498,8	1532	NL0009258730	AEX 326 TS OPENN	ABN AMRO	21,4	2634
NL0009236793	AEX 314SPLOPENG	ING	6059,1	1408	JE0081V33770	ETF'S PHYSICALGOLD	ETF SECURITIES	18,3	403
NL0009231570	AEX 336SPOPENG	ING	5934,4	1817	NL0009255074	AEX 296TL OPENN	ABN AMRO	18,1	1766
NL0009235191	AEX 297SPLOPENG	ING	5528,1	1190	NL0009263243	AEX 319TL OPENN	ABN AMRO	17,3	1555
NL0000117505	AAB HOTCOM 0%11	ABN AMRO	4940,6	30	NL0006346488	AEX 335 TS OPENN	ABN AMRO	15,2	2862

Amsterdam, Bruxelles, Lisbon and Paris market places, central order book only

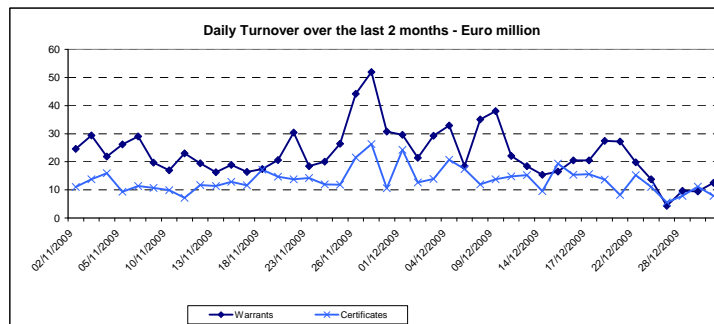
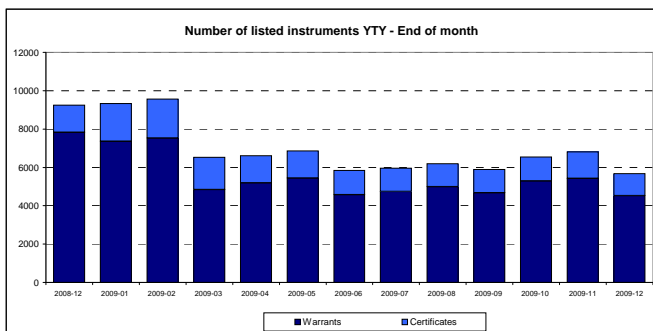
\* : Since 1st May, 2005, modification of the warrants and certificates market model regarding trades for valuation purposes

\*\* : All issuers who have less than 5 products listed at current month end

All information contained on or available on this page (the Content) is for general information purposes only. Although this information has been compiled with great care, neither Euronext, nor its servants nor agents, shall accept any responsibility for nor shall it be bound in any way by the contents of this document. In no event shall Euronext be liable for any loss or damages of any nature resulting from, arising out of or in connection with the Content.

All proprietary rights and interest in the Content, or connected with the Content, shall be vested in Euronext. No part of the Content may be redistributed or reproduced in any form or by any means or used to make any derivative work without written permission from Euronext

Central order book only



Main Indicators				
MARKET SEGMENT	Listing			
	December 2009		November 2009	
	LISTED End of month	MONTH New listed	LISTED End of month	LISTED End of month
<b>Total</b>	<b>5 674</b>	<b>1 388</b>	<b>6 802</b>	<b>9 250</b>
Warrants	4531	1335	5421	7831
Certificates	1143	53	1381	1419
<b>ISSUERS</b>	<b>5 674</b>	<b>1 387</b>	<b>6 802</b>	<b>9 250</b>
ABN AMRO	179	0	180	219
BNP PARIBAS	1083	142	1501	1619
CITIGROUP	857	616	910	666
COMMERZBANK	1671	233	2189	3099
ETF SECURITIES	42	0	42	42
GOLDMAN SACHS	6	0	10	32
MERRILL LYNCH	20	0	21	27
SOCIETE GENERALE	1572	263	1697	1895
UNICREDIT	243	133	251	176
OTHERS	1	0	1	1485

Main Indicators						
MARKET SEGMENT	Trading (single counted)					
	December 2009		November 2009		Since 1st January 2009 *	
	Number of trades	Turnover EUR ML	Number of trades	Turnover EUR ML	Number of trades	Turnover EUR ML
<b>Total</b>	<b>162 926</b>	<b>737,4</b>	<b>204 909</b>	<b>800,8</b>	<b>2 346 928</b>	<b>9 443,7</b>
Warrants	127779	449,2	165087	522,0	1764830	5 597,5
Certificates	35147	288,2	39822	278,8	582098	3 846,2
<b>ISSUERS</b>	<b>162 926</b>	<b>737,4</b>	<b>204 909</b>	<b>800,8</b>	<b>2 346 928</b>	<b>9 443,7</b>
ABN AMRO	1810	9,8	1973	10,5	28317	128,9
BNP PARIBAS	42997	199,6	53805	198,2	617397	2 240,3
CITIGROUP	36881	70,4	49589	85,5	552354	1 111,3
COMMERZBANK	45134	146,0	50825	145,7	540096	1 665,5
ETF SECURITIES	6395	135,4	6167	100,7	64099	1 562,7
GOLDMAN SACHS	1	0,0	2	0,0	325	0,4
MERRILL LYNCH	7	0,1	3	0,0	301	1,4
SOCIETE GENERALE	28566	173,8	39962	249,1	410984	2 262,2
UNICREDIT	1135	2,3	2583	11,1	20813	69,1
OTHERS	0	0,0	0	0,0	112242	401,9

Most Traded Instruments (single counted)									
Warrants					Certificates				
ISIN	Name	Issuer	Turnover EUR ML	Number of trades	ISIN	Name	Issuer	Turnover EUR ML	Number of trades
NL0009134071	CAC40 3200C 0310B	BNP PARIBAS	14,9	97	GB00B00FH282	GOLD BULLION SEC	ETF SECURITIES	76,5	3318
NL0009159649	CAC40 3800C 0310B	BNP PARIBAS	10,4	397	FR0010673350	GOLD PIQOPENS	SOCIETE GENERALE	30,6	788
FR0010276543	CAC404000PSG1209	SOCIETE GENERALE	10,0	475	GB00B15KY104	ETFS NATURAL GAS	ETF SECURITIES	22,7	1687
DE000C2EYK6	CAC40 3950TS 0310C	CITIGROUP	8,7	2335	CAC40 3900TSP0310B	CAC40 3900TSP0310B	BNP PARIBAS	7,6	3717
NL0006529737	CAC40 4000C 0611B	BNP PARIBAS	8,4	243	FR0010511535	BRENT PI OPENS	SOCIETE GENERALE	7,3	753
NL0009132042	CAC40 3800C 0610B	BNP PARIBAS	7,1	350	NL0006245805	GOLDQ PI OPENS	BNP PARIBAS	6,6	304
NL0006528135	CAC40 3500C 0310B	BNP PARIBAS	7,1	165	FR0010278069	CERTARGETSG0115	SOCIETE GENERALE	6,0	99
FR0010707356	CAC40 3700C 1209S	SOCIETE GENERALE	6,1	685	NL0009166131	CAC40 3730TPL0310B	BNP PARIBAS	6,0	3066
NL0009161454	CAC40 3900C 0310B	BNP PARIBAS	5,9	462	GB00B15KXV33	ETFS CRUDE OIL	ETF SECURITIES	5,3	369
FR0010811711	CAC40 3800C 0110S	SOCIETE GENERALE	5,8	867	GB00B15KY658	ETFS SUGAR	ETF SECURITIES	4,1	58

Amsterdam, Bruxelles, Lisbon and Paris market places, central order book only

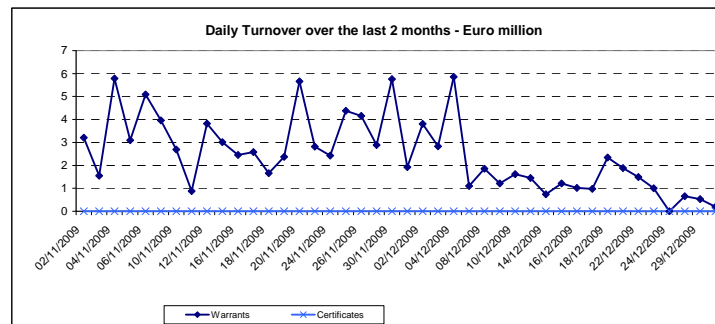
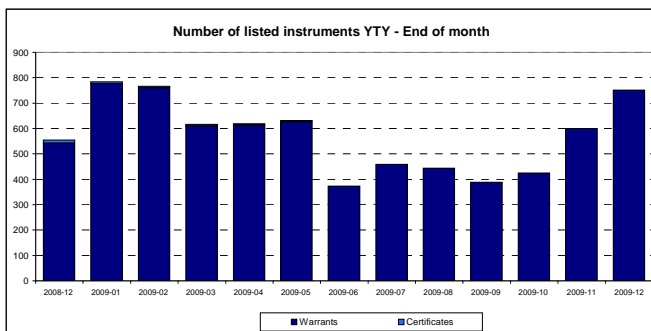
\* : Since 1st May, 2005, modification of the warrants and certificates market model regarding trades for valuation purposes

\*\* : All issuers who have less than 5 products listed at current month end

All information contained on or available on this page (the Content) is for general information purposes only. Although this information has been compiled with great care, neither Euronext, nor its servants nor agents, shall accept any responsibility for nor shall it be bound in any way by the contents of this document. In no event shall Euronext be liable for any loss or damages of any nature resulting from, arising out of or in connection with the Content.

All proprietary rights and interest in the Content, or connected with the Content, shall be vested in Euronext. No part of the Content may be redistributed or reproduced in any form or by any means or used to make any derivative work without written permission from Euronext

Central order book only



Main Indicators				
MARKET SEGMENT	Listing			
	December 2009		November 2009	
	LISTED End of month	MONTH New listed	LISTED End of month	LISTED End of month
<b>Total</b>	<b>751</b>	<b>447</b>	<b>600</b>	<b>554</b>
Warrants	751	447	600	542
Certificates	0	0	0	12
<b>ISSUERS</b>	<b>751</b>	<b>447</b>	<b>600</b>	<b>549</b>
CITIGROUP	622	373	435	220
COMMERZBANK	129	74	165	325
UBS	0	0	0	4

Main Indicators						
MARKET SEGMENT	Trading (single counted)					
	December 2009		November 2009		Since 1st January 2009 *	
	Number of trades	Turnover EUR ML	Number of trades	Turnover EUR ML	Number of trades	Turnover EUR ML
<b>Total</b>	<b>7 940</b>	<b>33,7</b>	<b>10 851</b>	<b>70,3</b>	<b>148 087</b>	<b>603,9</b>
Warrants	7940	33,7	10851	70,3	148085	603,8
Certificates	0	0,0	0	0,0	2	0,1
<b>ISSUERS</b>	<b>7 940</b>	<b>33,7</b>	<b>10 851</b>	<b>70,3</b>	<b>148 087</b>	<b>603,9</b>
CITIGROUP	5098	18,0	7624	25,6	70680	249,7
COMMERZBANK	2842	15,7	3227	44,6	77407	354,2
UBS	0	0,0	0	0,0	0	0,0

Most Traded Instruments (single counted)				
Warrants				
ISIN	Name	Issuer	Turnover EUR ML	Number of trades
DE000CM5EUK9	DAX 5500TL 1209Z	COMMERZBANK	4,9	149
DE000CM5EUW4	DAX 6000TS 0110Z	COMMERZBANK	3,4	298
DE000CG2C5A2	DAX 5800C 0310C	CITIGROUP	3,2	415
DE000CG2C5Q8	DAX 6200C 0610C	CITIGROUP	2,0	132
DE000CG2C5C8	DAX 6200C 0310C	CITIGROUP	2,0	196
DE000CG2C5P0	DAX 6000C 0610C	CITIGROUP	1,4	181
DE000CM5EWH1	DAX 5950TS 1209Z	COMMERZBANK	1,1	141
DE000CM5EUV6	DAX 5900TS 0110Z	COMMERZBANK	0,9	274
DE000CG2C4P3	DAX 5600C 1209C	CITIGROUP	0,9	203
DE000CM5EUV9	DAX 5950TS 0110Z	COMMERZBANK	0,6	283

Amsterdam, Bruxelles, Lisbon and Paris market places, central order book only

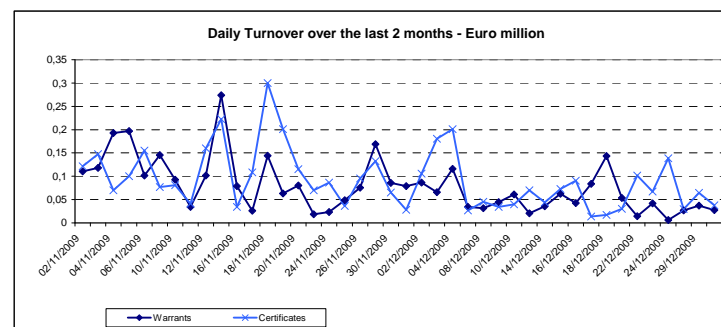
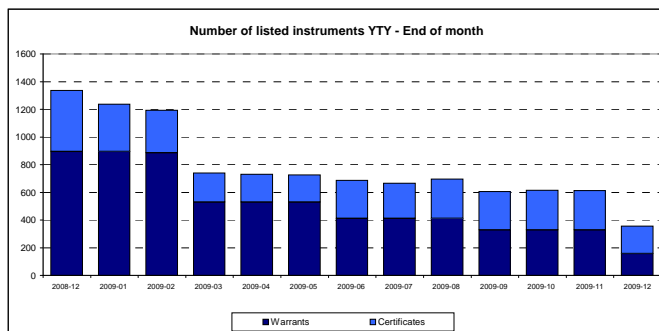
\*: Since 1st May, 2005, modification of the warrants and certificates market model regarding trades for valuation purposes

\*\* : All issuers who have less than 5 products listed at current month end

All information contained on or available on this page (the Content) is for general information purposes only. Although this information has been compiled with great care, neither Euronext, nor its servants nor agents, shall accept any responsibility for nor shall it be bound in any way by the contents of this document. In no event shall Euronext be liable for any loss or damages of any nature resulting from, arising out of or in connection with the Content.

All proprietary rights and interest in the Content, or connected with the Content, shall be vested in Euronext. No part of the Content may be redistributed or reproduced in any form or by any means or used to make any derivative work without written permission from Euronext

Central order book only



Main Indicators				
MARKET SEGMENT	Listing		Trading (single counted)	
	December 2009		November 2009	
	LISTED End of month	MONTH New listed	LISTED End of month	LISTED End of month
<b>Total</b>	<b>356</b>	<b>2</b>	<b>613</b>	<b>1 337</b>
Warrants	157	0	328	894
Certificates	199	2	285	443
<b>ISSUERS</b>				
<b>Total</b>	<b>356</b>	<b>2</b>	<b>613</b>	<b>1 337</b>
COMMERZBANK	356	2	613	1337

Main Indicators						
MARKET SEGMENT	December 2009		November 2009		Since 1st January 2009 *	
	Number of trades	Turnover EUR ML	Number of trades	Turnover EUR ML	Number of trades	Turnover EUR ML
	<b>Total</b>	<b>836</b>	<b>2,6</b>	<b>1 376</b>	<b>4,6</b>	<b>10 772</b>
Warrants	481	1,1	717	2,2	5245	11,8
Certificates	355	1,4	659	2,4	5527	20,0
<b>ISSUERS</b>						
<b>Total</b>	<b>836</b>	<b>2,6</b>	<b>1 376</b>	<b>4,6</b>	<b>10 772</b>	<b>31,9</b>
COMMERZBANK	836	2,6	1376	4,6	10772	31,9

Most Traded Instruments (single counted)										
Warrants						Certificates				
ISIN	Name	Issuer	Turnover EUR thds	Number of trades		ISIN	Name	Issuer	Turnover EUR	Number of trades
DE000CM8LAA1	KBC 25NRP0310Z	COMMERZBANK	234,5	27		DE000CM3XRM6	GBL 50TL OPENZ	COMMERZBANK	532555,4	53
DE000CM8KZZ2	KBC 35NRC0310Z	COMMERZBANK	184,8	65		DE000CM3XRF0	BNP 48.74TL OPENZ	COMMERZBANK	227851,3	36
DE000CM8KYSS	DEXIA 6NRC0310Z	COMMERZBANK	91,2	74		DE000CM3XSP3	GDF 22TL OPENZ	COMMERZBANK	185149,3	10
DE000CM8KZY0	KBC 40NRC0310Z	COMMERZBANK	80,8	35		DE000CM3XRT1	KBC 21TL OPENZ	COMMERZBANK	76436,5	39
DE000CM8LCK6	UNIBL 140NRC0310Z	COMMERZBANK	59,3	3		DE000CM3XSC5	ARCM 21.5TL OPENZ	COMMERZBANK	72275,8	28
DE000CM3XTX3	AXA 19.54NRC0310Z	COMMERZBANK	44,9	5		DE000CM3XR33	NYRST 6TL OPENZ	COMMERZBANK	36320,9	20
DE000CM8LAX3	NYRST 8NRC0310Z	COMMERZBANK	35,4	13		DE000CM3XRC7	AXA 13TL OPENZ	COMMERZBANK	32337,1	11
DE000CM3XQD7	AEX 25NRC0310Z	COMMERZBANK	33,9	1		DE000CM3XRE3	BEKRT 83TL OPENZ	COMMERZBANK	27126,3	10
DE000CM8KZW4	KBC 30NRC0310Z	COMMERZBANK	32,1	34		DE000CB74QP8	MBST 37.69TL OPENZ	COMMERZBANK	25181,6	7
DE000CM3XSX3	AGFA 4NRC0310Z	COMMERZBANK	31,1	10		DE000CM3XQK2	BEL20 2200TL OPENZ	COMMERZBANK	16342,0	12

Amsterdam, Bruxelles, Lisbon and Paris market places, central order book only

\* : Since 1st May, 2005, modification of the warrants and certificates market model regarding trades for valuation purposes

\*\* : All issuers who have less than 5 products listed at current month end

All information contained on or available on this page (the Content) is for general information purposes only. Although this information has been compiled with great care, neither Euronext, nor its servants nor agents, shall accept any responsibility for

nor shall it be bound in any way by the contents of this document. In no event shall Euronext be liable for any loss or damages of any nature resulting from, arising out of or in connection with the Content.

All proprietary rights and interest in the Content, or connected with the Content, shall be vested in Euronext. No part of the Content may be redistributed or reproduced in any form or by any means or used to make any derivative work without written permission from Euronext