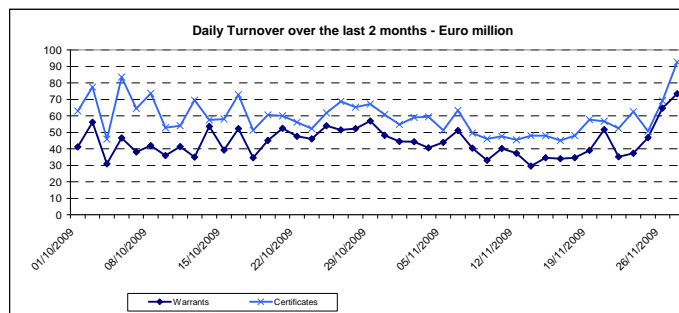
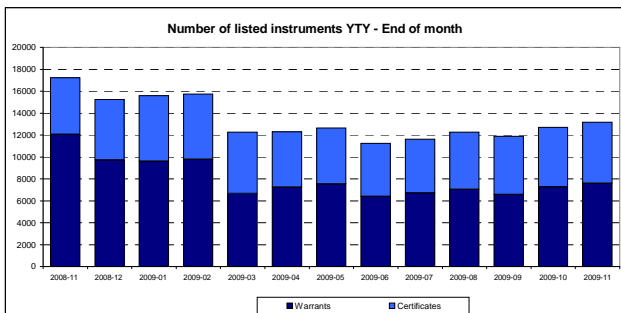


Central order book only



Main Indicators				
MARKET SEGMENT	Listing			
	November 2009		October 2009	31 Dec 2008
	LISTED End of month	MONTH New listed	LISTED End of month	LISTED End of month
Total	13 159	1 901	12 713	15 243
Warrants	7582	1231	7270	9735
Certificates	5577	670	5443	5508
ISSUERS	13 159	1 901	12 713	15 243
ABN AMRO	2677	168	2649	2574
ASSET-BACKED OBLIGATIE LTD	6	0	6	6
BARCLAYS BANK P.L.C.	37	0	37	38
BNP PARIBAS	1513	26	1538	1631
CITIGROUP	1649	754	1441	1172
COMMERZBANK	4060	728	3818	5461
CREDIT SUISSE	17	1	16	15
DEUTSCHE BANK	30	0	31	33
ETF SECURITIES	74	0	74	74
GOLDMAN SACHS	10	0	10	32
ING	879	124	871	354
JP MORGAN	26	0	27	26
MERRILL LYNCH	43	0	45	54
RABOBANK	133	0	134	152
ROBECO	7	0	7	6
SOIETE GENERALE	1702	93	1697	1887
UBS	19	0	19	23
UNICREDIT	251	6	267	176
OTHERS	26	1	26	1529

Main Indicators						
MARKET SEGMENT	Trading (single counted)					
	November 2009		October 2009	Since 1st January 2009 *		
	Number of trades	Turnover EUR ML	Number of trades	Turnover EUR ML	Number of trades	Turnover EUR ML
Total	391 028	2 065,1	441 699	2 377,5	4 562 112	21 175,8
Warrants	236705	909,4	272396	1000,7	2767307	8808,6
Certificates	154323	1155,8	169303	1376,8	1794805	12367,2
ISSUERS	391 028	2 065,1	441 699	2 377,5	4 562 112	21 175,8
ABN AMRO	98023	702,9	115061	935,3	1136036	7319,3
ASSET-BACKED OBLIGATIE LTD	2698	61,8	2929	70,1	17823	281,6
BARCLAYS BANK P.L.C.	121	2,4	120	2,5	960	19,4
BNP PARIBAS	53814	198,4	50590	163,3	574474	2041,8
CITIGROUP	61651	126,7	75284	165,7	624571	1457,3
COMMERZBANK	64497	241,9	71010	222,5	627588	2102,1
CREDIT SUISSE	157	5,5	22	0,3	342	9,6
DEUTSCHE BANK	124	3,6	126	4,1	1864	52,7
ETF SECURITIES	6862	122,1	5988	153,0	63752	1694,1
GOLDMAN SACHS	2	0,0	4	0,0	324	0,4
ING	56877	247,4	71794	329,6	955763	2525,2
JP MORGAN	41	0,6	41	0,7	453	7,6
MERRILL LYNCH	26	0,7	55	2,0	890	13,0
RABOBANK	2777	74,7	3094	81,7	32939	849,1
ROBECO	287	6,1	252	5,1	1538	30,1
SOIETE GENERALE	39980	249,3	41732	214,7	382467	2089,0
UBS	6	0,0	8	0,0	130	1,0
UNICREDIT	2583	11,1	3055	14,6	19678	66,8
OTHERS	502	9,7	534	12,3	120500	615,6

Most Traded Instruments (single counted)											
Warrants					Certificates						
ISIN	Location	Name	Issuer	Turnover EUR ML	Number of trades	ISIN	Location	Name	Issuer	Turnover EUR ML	Number of trades
NL0009235274	Amsterdam	AEX 308SPLOPENG	ING	19,2	4238	NL0009255074	Amsterdam	AEX 296TL OPENN	ABN AMRO	55,7	5943
FR0010276543	Paris	CAC404000PSG1209	SOIETE GENERALE	16,5	676	GB00B00FH282	Paris	GOLD BULLION SEC	ETF SECURITIES	54,9	2855
NL0009231430	Amsterdam	AEX 292SPLOPENG	ING	15,5	3281	NL0009261221	Amsterdam	AEX 307TL OPENN	ABN AMRO	39,9	4396
NL0009231562	Amsterdam	AEX 330SPOPENG	ING	14,3	3169	NL0009258730	Amsterdam	AEX 327TS OPENN	ABN AMRO	39,3	4385
FR0010672915	Paris	CAC403960TS OPENS	SOIETE GENERALE	14,0	512	NL0009261899	Amsterdam	AEX 322TS OPENN	ABN AMRO	28,0	2393
NL0009235795	Amsterdam	AEX 324SPOPENG	ING	11,9	2413	FR0010673350	Paris	GOLD PIGOPENS	SOIETE GENERALE	25,5	677
NL0009235548	Amsterdam	AEX 314SPLOPENG	ING	11,0	1909	NL0009261122	Amsterdam	AEX 301TL OPENN	ABN AMRO	25,2	2589
DE000CMSEJ20	Lisbon	DAX 5300TL1109Z	COMMERZBANK	10,7	325	NL0006346488	Amsterdam	AEX 336TS OPENN	ABN AMRO	22,5	3694
NL0009235191	Amsterdam	AEX 297SPLOPENG	ING	10,3	2564	NL0009255058	Amsterdam	AEX 291TL OPENN	ABN AMRO	20,8	2378
NL0000117505	Amsterdam	AAB HOTCOM 0%11	ABN AMRO	9,5	83	XS0195331409	Amsterdam	ASSETB CLIN3.29%11	ASSET-BACKED OBLIGAT	19,4	602

Amsterdam, Bruxelles, Lisbon and Paris market places, central order book only

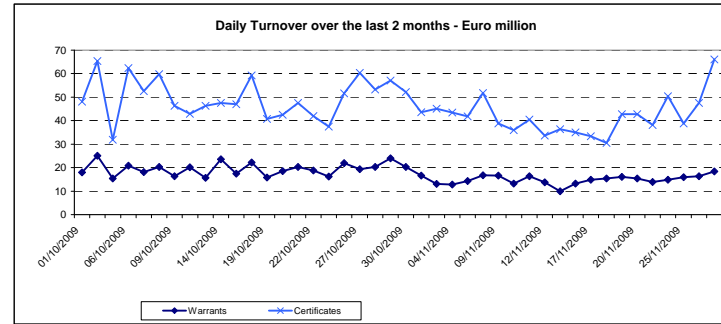
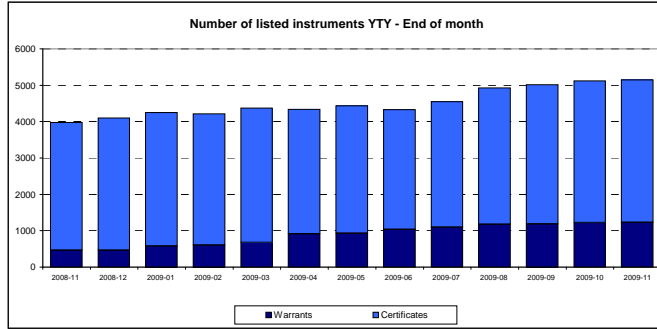
*: Since 1st May, 2005, modification of the warrants and certificates market model regarding trades for valuation purposes

** : All issuers who have less than 5 products listed at current month end

All information contained on or available on this page (the Content) is for general information purposes only. Although this information has been compiled with great care, neither Euronext, nor its servants nor agents, shall accept any responsibility for nor shall it be bound in any way by the contents of this document. In no event shall Euronext be liable for any loss or damages of any nature resulting from, arising out of or in connection with the Content.

All proprietary rights and interest in the Content, or connected with the Content, shall be vested in Euronext. No part of the Content may be redistributed or reproduced in any form or by any means or used to make any derivative work without written permission from Euronext

Central order book only



Main Indicators				
MARKET SEGMENT	Listing			
	November 2009		October 2009	
	LISTED End of month	MONTH New listed	LISTED End of month	LISTED End of month
Total	5 144	628	5 123	4 102
Warrants	1233	131	1225	468
Certificates	3911	497	3898	3634
ISSUERS	5 144	628	5 123	4 102
ABN AMRO	2497	168	2461	2355
ASSET-BACKED OBLIGATIE LTD	6	0	6	6
BARCLAYS BANK P.L.C.	37	0	37	38
BNP PARIBAS	12	0	12	12
CITIGROUP	304	157	316	286
COMMERZBANK	1093	177	1101	700
CREDIT SUISSE	17	1	16	15
DEUTSCHE BANK	30	0	31	33
ETF SECURITIES	32	0	32	32
ING	879	124	871	354
J.P. MORGAN	26	0	27	26
MERRILL LYNCH	22	0	23	27
RABOBANK	133	0	134	152
ROBEKO	7	0	7	6
SOCIETE GENERALE	5	0	5	2
UBS	19	0	19	19
OTHERS	25	1	25	39

Main Indicators						
MARKET SEGMENT	Trading (single counted)					
	November 2009		October 2009		Since 1st January 2009 *	
	Number of trades	Turnover EUR ML	Number of trades	Turnover EUR ML	Number of trades	Turnover EUR ML
Total	173 892	1 189,4	206 944	1 522,0	2 228 027	11 870,0
Warrants	60050	314,9	75657	428,3	985347	3079,5
Certificates	113842	874,5	131287	1093,7	1242680	8790,5
ISSUERS	173 892	1 189,4	206 944	1 522,0	2 228 027	11 870,0
ABN AMRO	96050	692,5	112236	921,5	1109529	7200,3
ASSET-BACKED OBLIGATIE LTD	2698	61,8	2929	70,1	17823	281,6
BARCLAYS BANK P.L.C.	121	2,4	120	2,5	980	19,4
BNP PARIBAS	9	0,2	7	0,1	74	1,2
CITIGROUP	4438	15,5	5884	28,2	43516	184,8
COMMERZBANK	9069	47,0	9383	48,1	48125	214,7
CREDIT SUISSE	157	5,5	22	0,3	342	9,6
DEUTSCHE BANK	124	3,6	126	4,1	1864	52,7
ETF SECURITIES	695	21,4	461	15,6	6048	266,8
ING	56877	247,4	71794	329,6	955763	2525,2
J.P. MORGAN	41	0,6	41	0,7	453	7,6
MERRILL LYNCH	23	0,7	49	1,9	596	11,7
RABOBANK	2777	74,7	3094	81,7	32939	849,1
ROBEKO	287	6,1	252	5,1	1538	30,1
SOCIETE GENERALE	18	0,2	4	0,0	49	0,5
UBS	6	0,0	8	0,0	130	1,0
OTHERS	502	9,7	534	12,3	8258	213,7

Most Traded Instruments (single counted)									
Warrants					Certificates				
ISIN	Name	Issuer	Turnover EUR ML	Number of trades	ISIN	Name	Issuer	Turnover EUR ML	Number of trades
NL0009235274	AEX 308SPLOPENG	ING	19,16	4238	NL0009255074	AEX 296TL OPENN	ABN AMRO	55,7	5943
NL0009231430	AEX 292SPLOPENG	ING	15,53	3281	NL0009261221	AEX 307TL OPENN	ABN AMRO	39,9	4396
NL0009231562	AEX 330SPSOPENG	ING	14,31	3168	AEX 327TS OPENN	ABN AMRO	39,3	4385	
NL0009235795	AEX 324SPSOPENG	ING	11,88	2413	AEX 322TS OPENN	ABN AMRO	28,0	2393	
NL0009235548	AEX 314SPLOPENG	ING	10,98	1909	NL0009261122	AEX 301TL OPENN	ABN AMRO	25,2	2589
NL0009235191	AEX 297SPLOPENG	ING	10,35	2564	AEX 336TS OPENN	ABN AMRO	22,5	3694	
NL0000117505	AAB HOTCOM 0%11	ABN AMRO	9,50	83	NL0009255058	AEX 291TL OPENN	ABN AMRO	20,8	2378
NL0009234624	AEX 323SPSOPENG	ING	8,39	2273	XS0195331409	ASSETB CLIN3.29%11	ASSET-BACKED OBLIGAT	19,4	602
NL0009110790	ARCM21.40SPLOPENG	ING	6,95	1100	XS0186244603	ASSBACK A1.6387%13	ASSET-BACKED OBLIGAT	17,8	840
NL0009235282	AEX 302SPLOPENG	ING	6,62	1506	NL0009258508	AEX 332TS OPENN	ABN AMRO	17,5	1920

Amsterdam, Bruxelles, Lisbon and Paris market places, central order book only

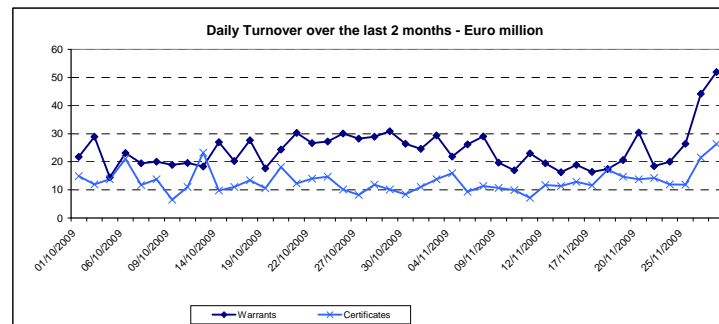
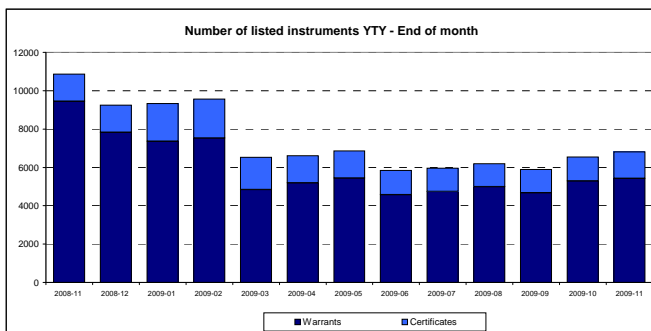
* : Since 1st May, 2005, modification of the warrants and certificates market model regarding trades for valuation purposes

** : All issuers who have less than 5 products listed at current month end

All information contained on or available on this page (the Content) is for general information purposes only. Although this information has been compiled with great care, neither Euronext, nor its servants nor agents, shall accept any responsibility for nor shall it be bound in any way by the contents of this document. In no event shall Euronext be liable for any loss or damages of any nature resulting from, arising out of or in connection with the Content.

All proprietary rights and interest in the Content, or connected with the Content, shall be vested in Euronext. No part of the Content may be redistributed or reproduced in any form or by any means or used to make any derivative work without written permission from Euronext

Central order book only



Main Indicators				
MARKET SEGMENT	Listing			
	November 2009		October 2009	31 Dec 2008
	LISTED End of month	MONTH New listed	LISTED End of month	LISTED End of month
Total	6 802	996	6 550	9 250
Warrants	5421	839	5292	7831
Certificates	1381	157	1258	1419
ISSUERS	6 802	996	6 550	9 250
ABN AMRO	180	0	188	219
BNP PARIBAS	1501	26	1526	1619
CITIGROUP	910	443	822	666
COMMERZBANK	2189	428	1980	3099
ETF SECURITIES	42	0	42	42
GOLDMAN SACHS	10	0	10	32
MERRILL LYNCH	21	0	22	27
SOCIETE GENERALE	1697	93	1692	1895
UNICREDIT	251	6	267	176
OTHERS	1	0	1	1485

Main Indicators						
MARKET SEGMENT	Trading (single counted)					
	November 2009		October 2009	Since 1st January 2009 *		
	Number of trades	Turnover EUR ML	Number of trades	Turnover EUR ML	Number of trades	Turnover EUR ML
Total	204 909	800,8	221 853	810,8	2 184 002	8 706,3
Warrants	165087	522,0	184611	530,0	1637051	5 148,3
Certificates	39822	278,8	37242	280,8	546951	3 558,1
ISSUERS	204 909	800,8	221 853	810,8	2 184 002	8 706,3
ABN AMRO	1973	10,5	2825	13,8	26507	119,1
BNP PARIBAS	53805	198,2	50583	163,2	574400	2 040,7
CITIGROUP	49589	85,5	62541	119,6	515473	1 040,9
COMMERZBANK	50825	145,7	55584	147,5	494962	1 519,5
ETF SECURITIES	6167	100,7	5527	137,4	57704	1 427,3
GOLDMAN SACHS	2	0,0	4	0,0	324	0,4
MERRILL LYNCH	3	0,0	6	0,0	294	1,3
SOCIETE GENERALE	39962	249,1	41728	214,6	382418	2 088,5
UNICREDIT	2583	11,1	3055	14,6	19678	65,8
OTHERS	0	0,0	0	0,0	112242	401,9

Most Traded Instruments (single counted)									
Warrants					Certificates				
ISIN	Name	Issuer	Turnover EUR ML	Number of trades	ISIN	Name	Issuer	Turnover EUR ML	Number of trades
FR0010276543	CAC404000PSG1209	SOCIETE GENERALE	16,5	676	GB00B00FHZ82	GOLD BULLION SEC	ETF SECURITIES	54,9	2855
FR0010672915	CAC40 3960TS OPENS	SOCIETE GENERALE	14,0	512	FR0010673350	GOLD PIQOPENS	SOCIETE GENERALE	25,5	677
FR0010802298	CAC40 3510TL OPENS	SOCIETE GENERALE	9,1	287	GB00B15KY104	ETFS NATURAL GAS	ETF SECURITIES	12,7	1588
FR0010707356	CAC40 3700C 1209S	SOCIETE GENERALE	8,8	1116	CAC40 3900TPSQ310B	CAC40 3900TPSQ310B	BNP PARIBAS	11,2	3520
FR0010652297	CAC40 3800P 1209S	SOCIETE GENERALE	7,5	992	XS0416722857	GOLD LYXOR ETN S	SOCIETE GENERALE	8,5	44
FR0010674093	CAC40 3800C 1209S	SOCIETE GENERALE	7,4	1684	FR0010511535	BRENT PI OPENS	SOCIETE GENERALE	7,7	459
FR0010674085	CAC40 3600C 1209S	SOCIETE GENERALE	6,5	617	NL0009130566	CAC40 3500TPL1209B	BNP PARIBAS	6,2	1651
NL0006529695	CAC40 3700C 0310B	BNP PARIBAS	6,5	345	GB00B0CTWC01	ETFS BRENT OIL SEC	ETF SECURITIES	5,9	131
DE000CM6RSW8	GOLD 1000TL OPENZ	COMMERZBANK	6,1	766	GB00B0CTWK84	ETFS WTI OIL SEC	ETF SECURITIES	5,9	48
FR0010652289	CAC40 3600P 1209S	SOCIETE GENERALE	5,8	1452	NL0009161504	CAC40 3530TL 0310B	BNP PARIBAS	5,6	1967

Amsterdam, Bruxelles, Lisbon and Paris market places, central order book only

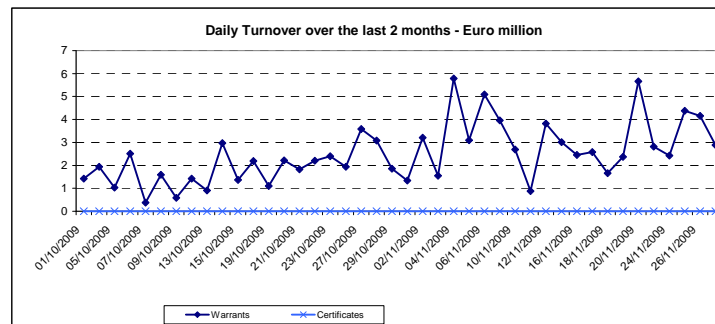
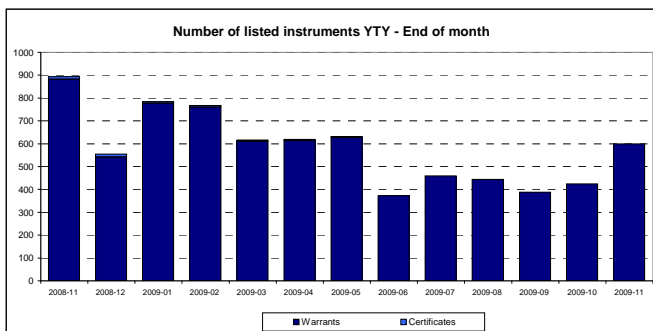
* : Since 1st May, 2005, modification of the warrants and certificates market model regarding trades for valuation purposes

** : All issuers who have less than 5 products listed at current month end

All information contained on or available on this page (the Content) is for general information purposes only. Although this information has been compiled with great care, neither Euronext, nor its servants nor agents, shall accept any responsibility for nor shall it be bound in any way by the contents of this document. In no event shall Euronext be liable for any loss or damages of any nature resulting from, arising out of or in connection with the Content.

All proprietary rights and interest in the Content, or connected with the Content, shall be vested in Euronext. No part of the Content may be redistributed or reproduced in any form or by any means or used to make any derivative work without written permission from Euronext

Central order book only



Main Indicators				
Listing				
MARKET SEGMENT	November 2009		October 2009	31 Dec 2008
	LISTED End of month	MONTH New listed	LISTED End of month	LISTED End of month
Total	600	261	425	554
Warrants	600	261	425	542
Certificates	0	0	0	12
ISSUERS	600	261	425	549
CITIGROUP	435	154	303	220
COMMERZBANK	165	107	122	325
UBS	0	0	0	4

Main Indicators					
Trading (single counted)					
MARKET SEGMENT	November 2009		October 2009	Since 1st January 2009 *	
	Number of trades	Turnover EUR ML	Number of trades	Number of trades	Turnover EUR ML
Total	10 851	70,3	11 213	140 147	570,2
Warrants	10851	70,3	11213	140145	570,1
Certificates	0	0,0	0	2	0,1
ISSUERS	10 851	70,3	11 213	140 147	570,2
CITIGROUP	7624	25,6	6859	65582	231,7
COMMERZBANK	3227	44,6	4354	74565	338,5
UBS	0	0,0	0	0	0,0

Most Traded Instruments (single counted)									
Warrants					Certificates				
ISIN	Name	Issuer	Turnover EUR ML	Number of trades	ISIN	Name	Issuer	Turnover EUR thds	Number of trades
DE000CM5EJZ0	DAX 5300TL 1109Z	COMMERZBANK	10,7	325					
DE000CM5EWJ7	DAX 5850TS 1209Z	COMMERZBANK	8,5	342					
DE000CG2C4P3	DAX 5600C 1209C	CITIGROUP	6,3	688					
DE000CM5EKA1	DAX 5250TL 1109Z	COMMERZBANK	3,5	72					
DE000CM5EWH1	DAX 5950TS 1209Z	COMMERZBANK	3,1	144					
DE000CG2C5A2	DAX 5800C 0310C	CITIGROUP	3,1	469					
DE000CM5ELL6	DAX 5450TL 1209Z	COMMERZBANK	2,8	108					
DE000CM5EUK9	DAX 5500TL 1209Z	COMMERZBANK	2,8	143					
DE000CM5EJY3	DAX 5350TL 1109Z	COMMERZBANK	2,4	64					
DE000CM5EUL7	DAX 5600TL 1209Z	COMMERZBANK	2,2	103					

Amsterdam, Bruxelles, Lisbon and Paris market places, central order book only

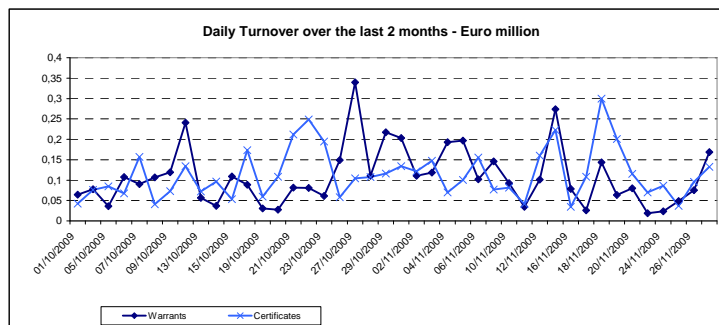
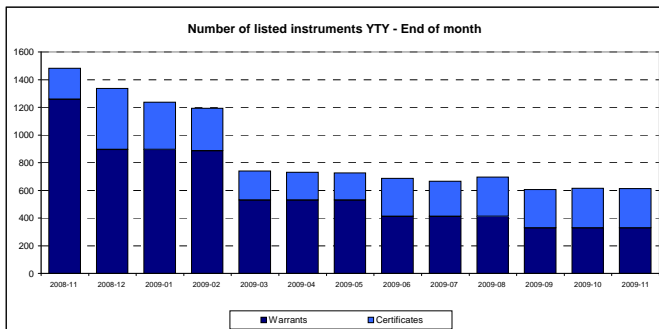
* : Since 1st May, 2005, modification of the warrants and certificates market model regarding trades for valuation purposes

** : All issuers who have less than 5 products listed at current month end

All information contained on or available on this page (the Content) is for general information purposes only. Although this information has been compiled with great care, neither Euronext, nor its servants nor agents, shall accept any responsibility for nor shall it be bound in any way by the contents of this document. In no event shall Euronext be liable for any loss or damages of any nature resulting from, arising out of or in connection with the Content.

All proprietary rights and interest in the Content, or connected with the Content, shall be vested in Euronext. No part of the Content may be redistributed or reproduced in any form or by any means or used to make any derivative work without written permission from Euronext

Central order book only



Main Indicators				
MARKET SEGMENT	Listing			
	November 2009		October 2009	31 Dec 2008
	LISTED End of month	MONTH New listed	LISTED End of month	LISTED End of month
Total	613	16	615	1 337
Warrants	328	0	328	894
Certificates	285	16	287	443
ISSUERS				
Total	613	16	615	1 337
COMMERZBANK	613	16	615	1337

Main Indicators						
MARKET SEGMENT	Trading (single counted)					
	November 2009		October 2009	Since 1st January 2009 *		
	Number of trades	Turnover EUR ML	Number of trades	Turnover EUR ML	Number of trades	Turnover EUR ML
Total	1 376	4,6	1 689	4,8	9 936	29,3
Warrants	717	2,2	915	2,4	4764	10,7
Certificates	659	2,4	774	2,4	5172	18,6
ISSUERS						
Total	1 376	4,6	1 689	4,8	9 936	29,3
COMMERZBANK	1376	4,6	1689	4,8	9936	29,3

Most Traded Instruments (single counted)									
Warrants					Certificates				
ISIN	Name	Issuer	Turnover EUR thds	Number of trades	ISIN	Name	Issuer	Turnover EUR thds	Number of trades
DE000CM8KZX2	KBC 35NRC0310Z	COMMERZBANK	526,1	121	DE000CM3XRM6	GBL 50TL OPENZ	COMMERZBANK	492,51	57
DE000CM8LAA1	KBC 25NRP0310Z	COMMERZBANK	251,9	38	DE000CM3XRF0	BNP 48.74TL OPENZ	COMMERZBANK	324,70	75
DE000CM8LBY9	UCB 30NRC0310Z	COMMERZBANK	203,6	20	DE000C85STZ0	MBST 35.76TL OPENZ	COMMERZBANK	225,37	17
DE000CM3WRL0	UCB 25NRC1209Z	COMMERZBANK	129,1	12	DE000CM3XBP3	GDF 22TL OPENZ	COMMERZBANK	104,77	11
DE000CM8KZZ7	KBC 28NRP0310Z	COMMERZBANK	121,4	27	DE000CM8LDH0	BEL20 2650TS OPENZ	COMMERZBANK	82,59	14
DE000CM8KZY0	KBC 40NRC0310Z	COMMERZBANK	105,3	44	DE000CM3XRX3	NYRST 6TL OPENZ	COMMERZBANK	78,24	26
DE000CM8KYS5	DEXIA 6NRC0310Z	COMMERZBANK	105,2	28	DE000CM3XD3	ARCM1 20TL OPENZ	COMMERZBANK	75,07	14
DE000CM8KZE2	INBEV 30NRP0310Z	COMMERZBANK	57,2	15	DE000CM8LEH8	BEL20 2450TL OPENZ	COMMERZBANK	68,86	2
DE000CM3XSW3	AGFA 4NRC0310Z	COMMERZBANK	54,4	23	DE000CM3WCA5	DELHA 42TL OPENZ	COMMERZBANK	66,90	12
DE000CM3XTV3	AXA 19.54NRC0310Z	COMMERZBANK	51,6	10	DE000CM3XSC5	ARCM1 21.5TL OPENZ	COMMERZBANK	65,89	23

Amsterdam, Bruxelles, Lisbon and Paris market places, central order book only

* : Since 1st May, 2005, modification of the warrants and certificates market model regarding trades for valuation purposes

** : All issuers who have less than 5 products listed at current month end

All information contained on or available on this page (the Content) is for general information purposes only. Although this information has been compiled with great care, neither Euronext, nor its servants nor agents, shall accept any responsibility for

nor shall it be bound in any way by the contents of this document. In no event shall Euronext be liable for any loss or damages of any nature resulting from, arising out of or in connection with the Content.

All proprietary rights and interest in the Content, or connected with the Content, shall be vested in Euronext. No part of the Content may be redistributed or reproduced in any form or by any means or used to make any derivative work without written permission from Euronext