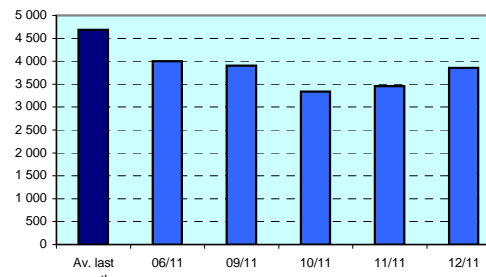


EURONEXT Paris Cash Market

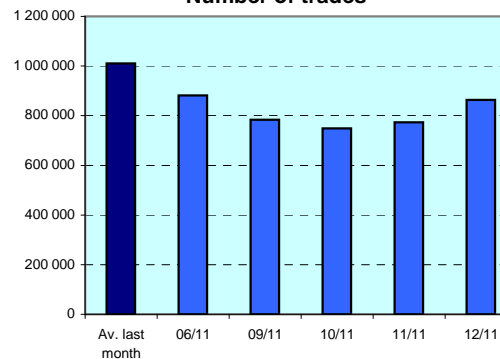
Electronic Order Book Turnover (single counted)

	12/11	11/11	Last month (daily average)
TOTAL TURNOVER	3 851,9	3 454,6	4 685,9
<i>(in million EURO)</i>			
Shares	3 535,8	3 189,7	4 334,4
Euronext Paris	3 530,4	3 182,2	4 327,6
Alternext	5,1	7,2	6,0
Marché Libre	0,3	0,3	0,7
CAC40 shares	3 122,1	2 840,0	3 846,0
CAC Next20 shares	251,3	251,5	281,2
SBF120 shares	3 631,4	3 312,4	4 501,9
CAC Mid100 shares	267,8	222,9	371,1
CAC Small90 shares	21,0	26,3	57,7
SBF250 shares	3 662,2	3 340,8	4 556,1
NextTrack	273,3	232,4	300,8
Certificates	11,7	7,2	12,8
Warrants	19,5	23,0	24,1
Bonds	11,6	2,2	13,9
TOTAL TRADES	862 948	773 464	1 010 122
<i>(double counted)</i>			

Turnover in million euros



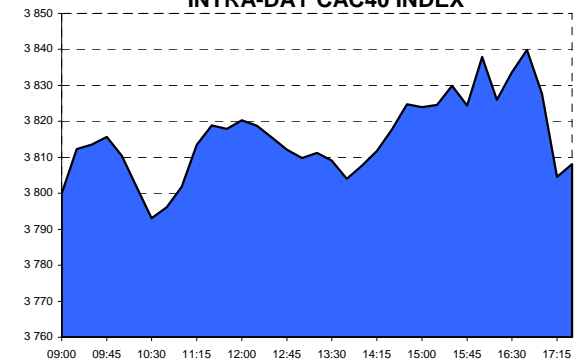
Number of trades



Indices

	Close	Change in %	Change in % 31/12/2008
CAC 40	3 808,07	-0,2	+18,3
CAC Next20	4 494,78	-0,1	+24,0
SBF80	4 548,80	-0,1	+31,7
SBF120	2 773,48	-0,2	+20,0
CAC Mid100	6 049,68	-0,1	+36,8
CAC Small90	6 049,46	-0,5	+62,9
CAC Mid&Small190	6 076,48	-0,1	+39,2
SBF250	2 708,87	-0,2	+20,3
CAC IT20	3 254,97	+0,1	+11,8

INTRA-DAY CAC40 INDEX



TOP 5 MOST ACTIVE in million euros (1)

Company	Turnover
TOTAL	243,43
AXA	192,86
BNP PARIBAS	187,69
PEUGEOT	178,13
SANOFI- AVENTIS	153,42

(1) Listed Domestic companies

TOP 5 PRICE RISE (1)

Company	change in %
ADT S.I.I.C.	+50,0
INVENTORISTE(L')	+32,1
PATRIMOINE ET COMM	+20,0
EUROFINS SCIENT.	+16,0
FIPP	+14,7

TOP 5 PRICE FALL (1)

Company	change in %
TURENNE DS	-25,0
ALTAREIT	-12,5
ATARI	-12,1
EURO DISNEY	-9,8
FONCIERE VOLTA	-9,8

Alternext

TOP 5 MOST ACTIVE (in thousand euros)

Company	Turnover
AUPLATA	1 848,53
EXONHIT THERAPEUT.	1 218,00
INITIATIVES ET DEV	353,88
EASYDENTIC	141,43
POWEO	141,27

Marché Libre

TOP 5 MOST ACTIVE (in thousand euros)

Company	Turnover
VOLTALIA	31,53
NASEBA GROUP	27,44
MORIA NOM.	25,49
MOBILEGOV	15,51
NEW STAR WORLDWIDE	13,89

