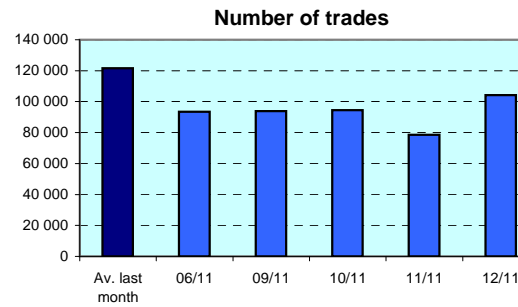
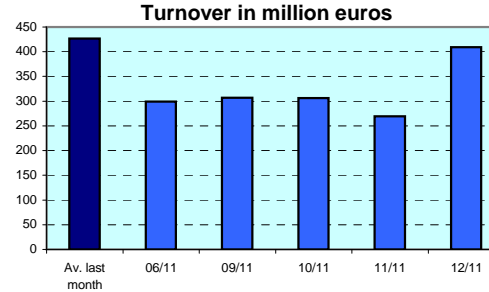


EURONEXT Brussels Cash Market

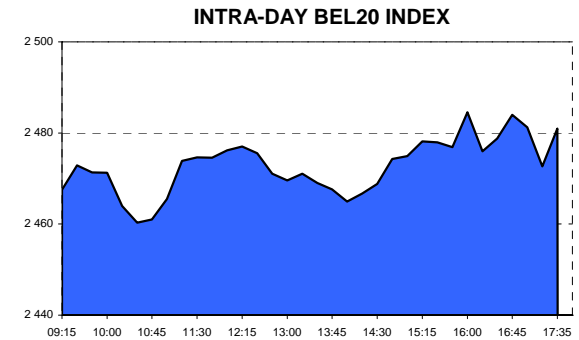
Electronic Order Book Turnover (single counted)

	12/11	11/11	Last month (daily average)
TOTAL TURNOVER <i>(in million EURO)</i>	409,2	269,4	426,4
Shares	408,3	268,8	424,3
BEL20 shares	478,0	323,7	485,5
Bas price shares	519,4	353,3	538,1
NextTrack	0,1	0,1	0,9
Warrants	0,1	0,0	0,1
Bonds	0,6	0,4	1,0
TOTAL TRADES <i>(double counted)</i>	104 278	78 552	121 680



Indices

	Close	Change in %	Change in % 31/12/2008
BEL20	2 480,93	+0,1	+30,0
BEL Mid	2 827,94	-0,9	+50,1
BEL Small	5 770,12	+0,2	+33,4
BEL Mid return	3 192,32	-0,9	+21,6
BEL Small return	6 359,79	+0,2	+24,1
BAS Price	7 992,64	+0,2	+24,4
BAS Return	22 083,75	+0,2	+54,6
Belg.Continuous	20 984,46	+0,2	+35,5



TOP 5 MOST ACTIVE in million euros (1)

Company	Turnover
AB INBEV	168,58
KBC	38,50
FORTIS	24,76
DELHAIZE GROUP	21,20
DEXIA	19,89

TOP 5 PRICE RISE (1)

Company	change in %
SCF INVEST	+12,5
PUNCH TELEMATIX	+4,4
ZETES INDUSTRIES	+2,9
REALDOLMEN (D)	+2,7
ZENOBE GRAMME CEI	+2,3

TOP 5 PRICE FALL (1)

Company	change in %
REALDOLMEN	-11,8
SODIPLAN	-8,3
SYSTEMAT	-7,6
FRED EN GINGER (D)	-5,6
BELUGA	-5,4

(1) Listed Domestic companies

Alternext

TOP 5 MOST ACTIVE (in thousand euros)

Company	Turnover
VISION IT GROUP	3,90
BSB (D)	2,40
ECODIS	0,13
PORTHUS	0,01
EVADIX	0,00

Free Market

TOP 5 MOST ACTIVE (in thousand euros)

Company	Turnover
FRED EN GINGER (D)	4,25
SODIPLAN	1,35
ICE CONCEPT	0,72
SCF INVEST	0,23
PROPHAREX	0,00

