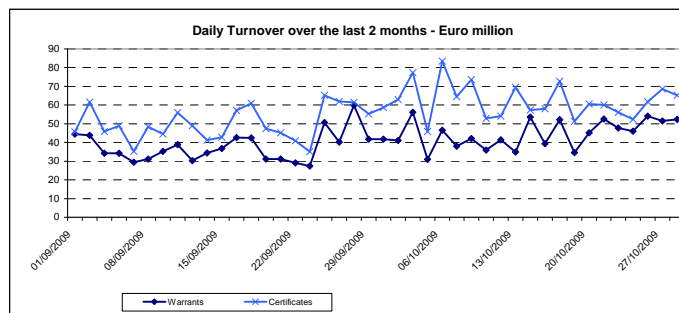
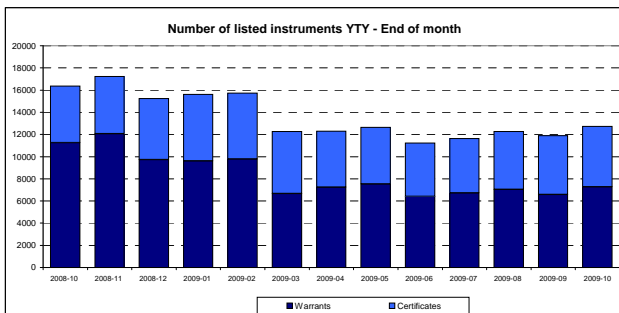


Central order book only



Main Indicators				
MARKET SEGMENT	Listing		31 Dec 2008	
	LISTED End of month	MONTH New listed	LISTED End of month	LISTED End of month
Total	12 713	2 200	11 893	15 243
Warrants	7270	1417	6571	9735
Certificates	5443	783	5322	5508
ISSUERS	12 713	2 200	11 893	15 243
ABN AMRO	2649	195	2585	2574
ASSET-BACKED OBLIGATIE LTD	6	0	6	6
BARCLAYS BANK P.L.C.	37	0	37	38
BNP PARIBAS	1538	488	1076	1631
CITIGROUP	1441	635	1284	1172
COMMERZBANK	3818	498	3817	5461
CREDIT SUISSE	16	0	16	15
DEUTSCHE BANK	31	0	31	33
ETF SECURITIES	74	0	74	74
GOLDMAN SACHS	10	0	14	32
ING	871	200	857	354
JP MORGAN	27	0	27	26
MERRILL LYNCH	45	0	45	54
RABOBANK	134	1	133	152
ROBECO	7	0	7	6
SOETE GENERALE	1697	168	1579	1887
UBS	19	0	19	23
UNICREDIT	267	15	260	176
OTHERS	26	0	26	1529

Main Indicators						
MARKET SEGMENT	Trading (single counted)		September 2009		Since 1st January 2009 *	
	Number of trades	Turnover EUR ML	Number of trades	Turnover EUR ML	Number of trades	Turnover EUR ML
Total	441 699	2 377.5	380 992	1 939.5	4 171 084	19 110.7
Warrants	272396	1000.7	230355	831.1	2530602	7899.2
Certificates	169303	1376.8	150637	1108.4	1640482	11211.5
ISSUERS	441 699	2 377.5	380 992	1 939.5	4 171 084	19 110.7
ABN AMRO	115061	935.3	104037	725.4	1038013	6 616.4
ASSET-BACKED OBLIGATIE LTD	2929	70.1	1686	40.0	15125	219.8
BARCLAYS BANK P.L.C.	120	2.5	100	1.8	859	17.0
BNP PARIBAS	50590	163.3	43460	157.5	520660	1 843.5
CITIGROUP	75284	165.7	62097	132.1	562920	1 330.6
COMMERZBANK	71010	222.5	57297	175.4	563091	1 860.1
CREDIT SUISSE	22	0.3	83	2.0	185	4.0
DEUTSCHE BANK	126	4.1	162	5.3	1740	49.2
ETF SECURITIES	5988	153.0	7063	168.9	56890	1 572.0
GOLDMAN SACHS	4	0.0	14	0.0	322	0.4
ING	71794	329.6	60482	251.3	898886	2 277.8
JP MORGAN	41	0.7	45	0.5	412	7.0
MERRILL LYNCH	55	2.0	187	4.1	864	12.3
RABOBANK	3094	81.7	2938	66.0	30162	774.4
ROBECO	252	5.1	185	3.2	1251	23.9
SOETE GENERALE	41732	214.7	38422	184.6	342487	1 839.6
UBS	8	0.0	2	0.0	124	1.0
UNICREDIT	3055	14.6	2224	10.2	17095	55.7
OTHERS	534	12.3	508	11.1	119998	605.9

Most Traded Instruments (single counted)											
Warrants					Certificates						
ISIN	Location	Name	Issuer	Turnover EUR ML	Number of trades	ISIN	Location	Name	Issuer	Turnover EUR ML	Number of trades
NL0009233840	Amsterdam	ING AEX SPL 314	ING	24.7	3831	GB00B00FH282	Paris	GOLD BULLION SEC	ETF SECURITIES	52.9	2184
NL0009231562	Amsterdam	ING AEX SPS 331	ING	23.6	5811	NL0006346488	Amsterdam	AAB AEX TS 337	ABN AMRO	50.5	5640
NL0009233592	Amsterdam	ING AEX SPL 308	ING	16.5	2701	NL0009255074	Amsterdam	AAB AEX TL 296	ABN AMRO	39.0	4160
NL0000117505	Amsterdam	AAB HOTCOM 0%11	ABN AMRO	14.0	126	NL0009257476	Amsterdam	AAB AEX TL 300	ABN AMRO	37.0	4254
NL0009231570	Amsterdam	ING AEX SPS 337	ING	12.8	1714	NL0009258508	Amsterdam	AAB AEX TS 333	ABN AMRO	35.8	3151
NL0009234053	Amsterdam	ING AEX SPL 320	ING	12.5	1909	NL0006346470	Amsterdam	AAB AEX TS 348	ABN AMRO	32.9	1995
NL0009233428	Amsterdam	ING AEX SPL 297	ING	12.0	2401	NL0006445538	Amsterdam	AAB AEX TS 318	ABN AMRO	31.7	4101
NL0009233501	Amsterdam	ING AEX SPL 302	ING	11.7	2330	GB00B15KY104	Paris	ETFS NATURAL GAS	ETF SECURITIES	31.2	1593
NL0009231430	Amsterdam	ING AEX SPL 291	ING	11.6	2643	NL0009257963	Amsterdam	AAB AEX TL 318	ABN AMRO	28.6	2878
NL0009112291	Amsterdam	ING AEX SPS 321	ING	11.0	3054	NL0006445520	Amsterdam	AAB AEX TS 327	ABN AMRO	26.9	2931

Amsterdam, Bruxelles, Lisbon and Paris market places, central order book only

*: Since 1st May, 2005, modification of the warrants and certificates market model regarding trades for valuation purposes

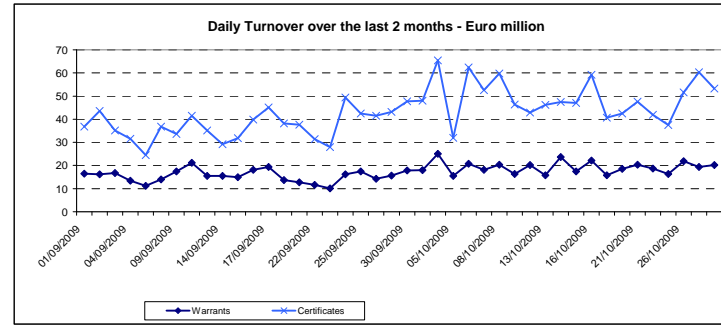
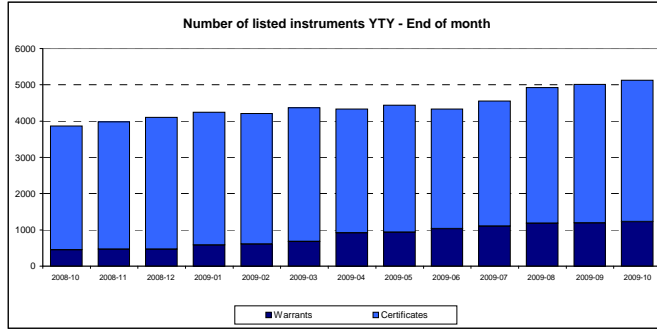
**: All issuers who have less than 5 products listed at current month end

All information contained on or available on this page (the Content) is for general information purposes only. Although this information has been compiled with great care, neither Euronext, nor its servants nor agents, shall accept any responsibility for

no shall it be bound in any way by the contents of this document. In no event shall Euronext be liable for any loss or damages of any nature resulting from, arising out of or in connection with the Content.

All proprietary rights and interest in the Content, or connected with the Content, shall be vested in Euronext. No part of the Content may be redistributed or reproduced in any form or by any means or used to make any derivative work without written permission from Euronext

Central order book only



Main Indicators				
MARKET SEGMENT	Listing			
	October 2009		September 2009	
	LISTED End of month	MONTH New listed	LISTED End of month	LISTED End of month
Total	5 123	882	5 014	4 102
Warrants	1225	227	1188	468
Certificates	3898	655	3826	3634
ISSUERS	5 123	882	5 014	4 102
ABN AMRO	2461	195	2397	2355
ASSET-BACKED OBLIGATIE LTD	6	0	6	6
BARCLAYS BANK P.L.C.	37	0	37	38
BNP PARIBAS	12	0	12	12
CITIGROUP	316	245	284	286
COMMERZBANK	1101	241	1103	700
CREDIT SUISSE	16	0	16	15
DEUTSCHE BANK	31	0	31	33
ETF SECURITIES	32	0	32	32
ING	871	200	857	354
J.P. MORGAN	27	0	27	26
MERRILL LYNCH	23	0	23	27
RABOBANK	134	1	133	152
ROBEKO	7	0	7	6
SOCIETE GENERALE	5	0	5	2
UBS	19	0	19	19
OTHERS	25	0	25	39

Main Indicators						
MARKET SEGMENT	Trading (single counted)					
	October 2009		September 2009		Since 1st January 2009 *	
	Number of trades	Turnover EUR ML	Number of trades	Turnover EUR ML	Number of trades	Turnover EUR ML
Total	206 944	1 522.0	178 097	1 163.3	2 054 135	10 680.5
Warrants	75657	428.3	64511	339.5	925297	2764.6
Certificates	131287	1093.7	113586	823.9	1128838	7916.0
ISSUERS	206 944	1 522.0	178 097	1 163.3	2 054 135	10 680.5
ABN AMRO	112236	921.5	99128	705.1	1013479	6507.8
ASSET-BACKED OBLIGATIE LTD	2929	70.1	1686	40.0	15125	219.8
BARCLAYS BANK P.L.C.	120	2.5	100	1.8	859	17.0
BNP PARIBAS	7	0.1	19	0.3	65	0.9
CITIGROUP	5884	28.2	4389	17.5	39078	169.2
COMMERZBANK	9383	48.1	7666	33.6	39056	167.7
CREDIT SUISSE	22	0.3	83	2.0	185	4.0
DEUTSCHE BANK	126	4.1	162	5.3	1740	49.2
ETF SECURITIES	461	15.6	577	21.5	5353	245.4
ING	71794	329.6	60482	251.3	898886	2277.8
J.P. MORGAN	41	0.7	45	0.5	412	7.0
MERRILL LYNCH	49	1.9	123	3.9	573	11.0
RABOBANK	3094	81.7	2938	66.0	30162	774.4
ROBEKO	252	5.1	185	3.2	1251	23.9
SOCIETE GENERALE	4	0.0	4	0.1	31	0.3
UBS	8	0.0	2	0.0	124	1.0
OTHERS	534	12.3	508	11.1	7756	204.0

Most Traded Instruments (single counted)									
Warrants					Certificates				
ISIN	Name	Issuer	Turnover EUR tnds	Number of trades	ISIN	Name	Issuer	Turnover EUR ML	Number of trades
NL0009233840	ING AEX SPL 314	ING	24680,0	3831	NL0006346488	AAB AEX TS 337	ABN AMRO	50,5	5640
NL0009231562	ING AEX SPS 331	ING	23649,4	5811	NL0009255074	AAB AEX TL 296	ABN AMRO	39,0	4160
NL0009233592	ING AEX SPL 308	ING	16470,5	2701	NL0009257476	AAB AEX TL 300	ABN AMRO	37,0	4254
NL0000117505	AAB HOTCOM 0%11	ABN AMRO	14027,5	126	NL0009258508	AAB AEX TS 333	ABN AMRO	35,8	3151
NL0009231570	ING AEX SPS 337	ING	12830,3	1714	NL0006346470	AAB AEX TS 348	ABN AMRO	32,9	1995
NL0009234053	ING AEX SPL 320	ING	12460,6	1909	NL0006445538	AAB AEX TS 318	ABN AMRO	31,7	4101
NL0009233428	ING AEX SPL 297	ING	11955,9	2401	NL0009257963	AAB AEX TL 318	ABN AMRO	28,6	2878
NL0009233501	ING AEX SPL 302	ING	11674,9	2330	NL0006445520	AAB AEX TS 327	ABN AMRO	26,9	2931
NL0009231430	ING AEX SPL 291	ING	11644,1	2643	NL0009257666	AAB AEX TL 310	ABN AMRO	26,5	2719
NL0009112291	ING AEX SPS 321	ING	11015,6	3054	NL0009255058	AAB AEX TL 291	ABN AMRO	23,9	2137

Amsterdam, Bruxelles, Lisbon and Paris market places, central order book only

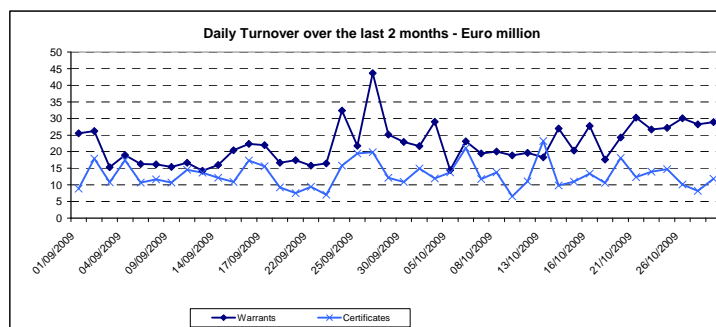
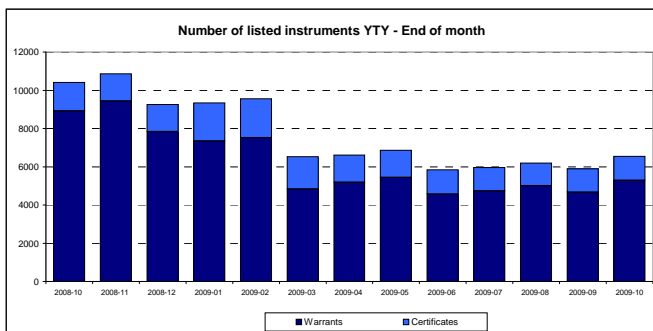
* : Since 1st May, 2005, modification of the warrants and certificates market model regarding trades for valuation purposes

** : All issuers who have less than 5 products listed at current month end

All information contained on or available on this page (the Content) is for general information purposes only. Although this information has been compiled with great care, neither Euronext, nor its servants nor agents, shall accept any responsibility for nor shall it be bound in any way by the contents of this document. In no event shall Euronext be liable for any loss or damages of any nature resulting from, arising out of or in connection with the Content.

All proprietary rights and interest in the Content, or connected with the Content, shall be vested in Euronext. No part of the Content may be redistributed or reproduced in any form or by any means or used to make any derivative work without written permission from Euronext

Central order book only



Main Indicators				
MARKET SEGMENT	Listing		31 Dec 2008	
	October 2009		September 2009	
	LISTED End of month	MONTH New listed	LISTED End of month	LISTED End of month
Total	6 550	1 178	5 886	9 250
Warrants	5292	1074	4666	7831
Certificates	1258	104	1220	1419
ISSUERS	6 550	1 178	5 886	9 250
ABN AMRO	188	0	188	219
BNP PARIBAS	1526	488	1064	1619
CITIGROUP	822	347	707	666
COMMERZBANK	1980	160	2014	3099
ETF SECURITIES	42	0	42	42
GOLDMAN SACHS	10	0	14	32
MERRILL LYNCH	22	0	22	27
SOCIETE GENERALE	1692	168	1574	1895
UNICREDIT	267	15	260	176
OTHERS	1	0	1	1485

Main Indicators						
MARKET SEGMENT	October 2009		September 2009		Since 1st January 2009 *	
	Trading (single counted)					
	Number of trades	Turnover EUR ML	Number of trades	Turnover EUR ML	Number of trades	Turnover EUR ML
Total	221 853	810,8	192 853	741,2	1 979 093	7 905,5
Warrants	184611	530,0	156324	457,7	1471964	4 626,3
Certificates	37242	280,8	36529	283,4	507129	3 279,2
ISSUERS	221 853	810,8	192 853	741,2	1 979 093	7 905,5
ABN AMRO	2825	13,8	4909	20,4	24534	108,6
BNP PARIBAS	50583	163,2	43441	157,2	520595	1 842,5
CITIGROUP	62541	119,6	52758	100,8	465884	955,4
COMMERZBANK	55584	147,5	44539	120,6	444137	1 373,8
ETF SECURITIES	5527	137,4	6486	147,4	51537	1 326,6
GOLDMAN SACHS	4	0,0	14	0,0	322	0,4
MERRILL LYNCH	6	0,0	64	0,1	291	1,3
SOCIETE GENERALE	41728	214,6	38418	184,6	342456	1 839,3
UNICREDIT	3055	14,6	2224	10,2	17095	55,7
OTHERS	0	0,0	0	0,0	112242	401,9

Most Traded Instruments (single counted)									
Warrants					Certificates				
ISIN	Name	Issuer	Turnover EUR ML	Number of trades	ISIN	Name	Issuer	Turnover EUR ML	Number of trades
DE000CG2DBX9	CAC40 4000TS 1209C	CITIGROUP	8,3	3156	GB00B00FHZ82	GOLD BULLION SEC	ETF SECURITIES	52,9	2184
FR0010785154	CAC40 3700C 1109S	SOCIETE GENERALE	7,7	886	GB00B15KY104	ETFS NATURAL GAS	ETF SECURITIES	31,2	1593
FR0010808766	CAC40 3900P 1109S	SOCIETE GENERALE	7,4	641	FR0010673350	GOLD PIQOPENS	SOCIETE GENERALE	19,9	501
FR0010808963	CAC40 3800C 1109S	SOCIETE GENERALE	7,2	1255	FR0010511535	BRENT PI OPENS	SOCIETE GENERALE	9,1	826
FR0010672915	CAC40 3960TS OPENS	SOCIETE GENERALE	7,1	430	GB00B15KYV33	ETFS CRUDE OIL	ETF SECURITIES	8,8	406
FR0010808709	CAC40 4000C 1109S	SOCIETE GENERALE	6,4	1639	GB00B0C7WC01	ETFS BRENT OIL SEC	ETF SECURITIES	8,2	231
DE000CG2DBW1	CAC40 3900TS 1209C	CITIGROUP	6,2	2760	GB00B15KYH63	ETFS AGRICULTURE	ETF SECURITIES	7,7	118
FR0010344325	EBUND125.2TS OPENS	SOCIETE GENERALE	6,0	77	GB00B15KY765	ETFS WHEAT	ETF SECURITIES	4,8	329
DE000CG2EYR1	CAC40 3725TL 1209C	CITIGROUP	5,8	2529	GB00B15KY989	ETFS ALL COMMODIT.	ETF SECURITIES	4,4	61
NL0006529679	CAC40 3900C 1209B	BNP PARIBAS	5,7	1449	GB00B15KY658	ETFS SUGAR	ETF SECURITIES	4,4	71

Amsterdam, Bruxelles, Lisbon and Paris market places, central order book only

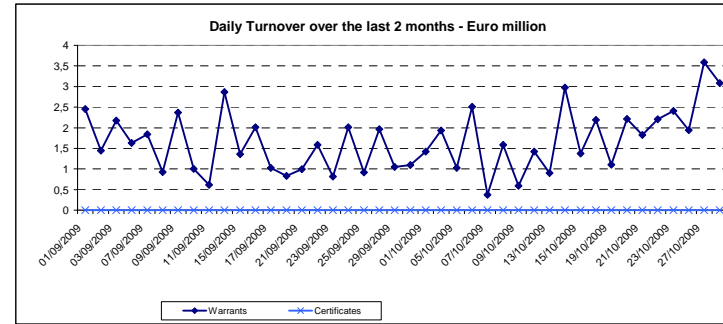
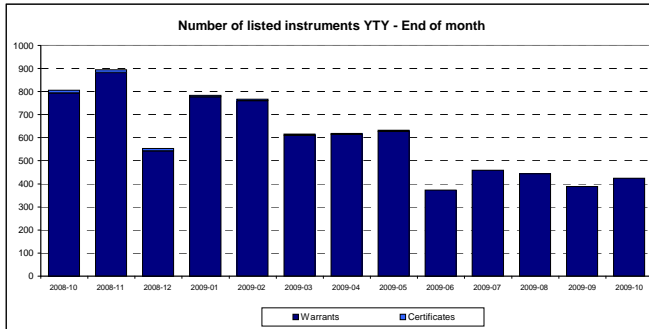
* : Since 1st May, 2005, modification of the warrants and certificates market model regarding trades for valuation purposes

** : All issuers who have less than 5 products listed at current month end

All information contained on or available on this page (the Content) is for general information purposes only. Although this information has been compiled with great care, neither Euronext, nor its servants nor agents, shall accept any responsibility for nor shall it be bound in any way by the contents of this document. In no event shall Euronext be liable for any loss or damages of any nature resulting from, arising out of or in connection with the Content.

All proprietary rights and interest in the Content, or connected with the Content, shall be vested in Euronext. No part of the Content may be redistributed or reproduced in any form or by any means or used to make any derivative work without written permission from Euronext

Central order book only



Main Indicators				
Listing				
MARKET SEGMENT	October 2009		September 2009	31 Dec 2008
	LISTED End of month	MONTH New listed	LISTED End of month	LISTED End of month
Total	425	116	388	554
Warrants	425	116	388	542
Certificates	0	0	0	12
ISSUERS	425	116	388	549
CITIGROUP	303	43	293	220
COMMERZBANK	122	73	95	325
UBS	0	0	0	4

Main Indicators						
Trading (single counted)						
MARKET SEGMENT	October 2009		September 2009	Since 1st January 2009 *		
	Number of trades	Turnover EUR ML	Number of trades	Turnover EUR ML	Number of trades	Turnover EUR ML
Total	11 213	39,9	9 085	33,0	129 296	499,9
Warrants	11213	39,9	9085	33,0	129294	499,9
Certificates	0	0,0	0	0,0	2	0,1
ISSUERS	11 213	39,9	9 085	33,0	129 296	499,9
CITIGROUP	6859	17,9	4950	13,8	57958	206,0
COMMERZBANK	4354	22,0	4135	19,1	71338	283,9
UBS	0	0,0	0	0,0	0	0,0

Most Traded Instruments (single counted)					
Warrants					
ISIN	Name	Issuer	Turnover EUR ML	Number of trades	
DE000CM5EJW7	DAX 5900TS 1109Z	COMMERZBANK	3,4	304	
DE000CM5EGL6	DAX 5400TL 1009Z	COMMERZBANK	2,8	195	
DE000CM5EKK0	DAX 5650TL 1109Z	COMMERZBANK	2,5	288	
DE000CG2C4P3	DAX 5600C 1209C	CITIGROUP	2,2	360	
DE000CM5ELN2	DAX 5400TL 1109Z	COMMERZBANK	2,0	201	
DE000CG2C5A2	DAX 5800C 0310C	CITIGROUP	1,8	356	
DE000CM5EGS1	DAX 5800TS 1009Z	COMMERZBANK	1,7	196	
DE000CG2C4Q1	DAX 5800C 1209C	CITIGROUP	1,3	329	
DE000CM5EGZ6	DAX 5850TS 1109Z	COMMERZBANK	1,1	139	
DE000CG2C5Q8	DAX 6200C 0610C	CITIGROUP	1,1	251	

Amsterdam, Bruxelles, Lisbon and Paris market places, central order book only

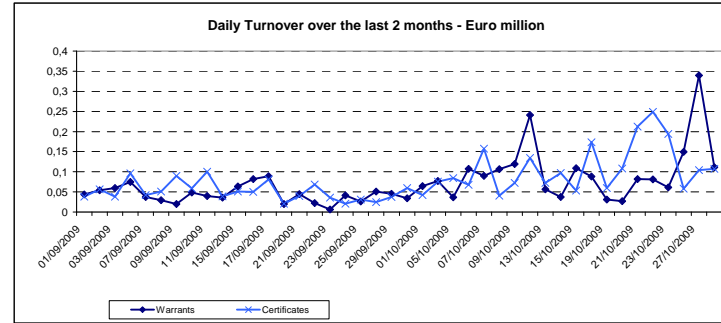
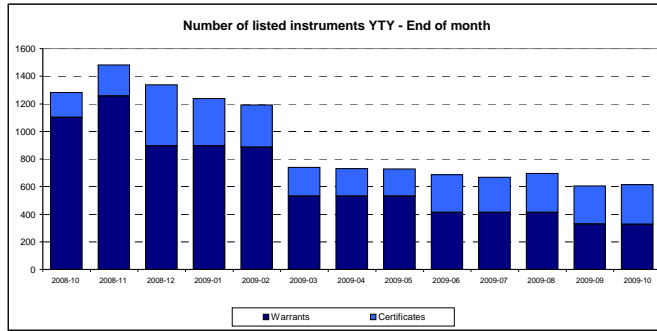
* : Since 1st May, 2005, modification of the warrants and certificates market model regarding trades for valuation purposes

** : All issuers who have less than 5 products listed at current month end

All information contained on or available on this page (the Content) is for general information purposes only. Although this information has been compiled with great care, neither Euronext, nor its servants nor agents, shall accept any responsibility for nor shall it be bound in any way by the contents of this document. In no event shall Euronext be liable for any loss or damages of any nature resulting from, arising out of or in connection with the Content.

All proprietary rights and interest in the Content, or connected with the Content, shall be vested in Euronext. No part of the Content may be redistributed or reproduced in any form or by any means or used to make any derivative work without written permission from Euronext

Central order book only



Main Indicators				
MARKET SEGMENT	Listing		31 Dec 2008	
	October 2009		September 2009	
	LISTED End of month	MONTH New listed	LISTED End of month	LISTED End of month
Total	615	24	605	1 337
Warrants	328	0	329	894
Certificates	287	24	276	443
ISSUERS				
Total	615	24	605	1 337
COMMERZBANK	615	24	605	1337

Main Indicators						
MARKET SEGMENT	Trading (single counted)		September 2009		Since 1st January 2009 *	
	October 2009		September 2009		September 2009	
	Number of trades	Turnover EUR ML	Number of trades	Turnover EUR ML	Number of trades	Turnover EUR ML
Total	1 689	4,8	957	2,1	8 560	24,7
Warrants	915	2,4	435	1,0	4047	8,5
Certificates	774	2,4	522	1,1	4513	16,2
ISSUERS						
Total	1 689	4,8	957	2,1	8 560	24,7
COMMERZBANK	1689	4,8	957	2,1	8560	24,7

Most Traded Instruments (single counted)										
Warrants						Certificates				
ISIN	Name	Issuer	Turnover EUR thds	Number of trades		ISIN	Name	Issuer	Turnover EUR ML	Number of trades
DE000CM3WRL0	UCB 25NRC1209Z	COMMERZBANK	403,9	34		DE000CM3XRM6	GBL 50TL OPENZ	COMMERZBANK	502713,2	38
DE000CM8KZZ2	KBC 35NRC0310Z	COMMERZBANK	343,9	116		DE000CM3XRF0	BNP 48.74TL OPENZ	COMMERZBANK	464046,0	120
DE000CM3WPS9	KBC 35NRC1209Z	COMMERZBANK	201,9	84		DE000CM3XSC1	BNP 38.86TL OPENZ	COMMERZBANK	264909,1	39
DE000CM8KZY0	KBC 40NRC0310Z	COMMERZBANK	195,8	48		DE000CM3WCA5	DELHA 42TL OPENZ	COMMERZBANK	208769,6	43
DE000CM8LAA1	KBC 25NRP0310Z	COMMERZBANK	159,9	36		DE000CM3XRK3	NYRST 6TL OPENZ	COMMERZBANK	102856,3	31
DE000CM3VLV2	ARCM 25NRC1209Z	COMMERZBANK	127,1	27		DE000CM3XSC5	ARCM 21.5TL OPENZ	COMMERZBANK	96814,5	31
DE000CM8KYS5	DEXIA 6NRC0310Z	COMMERZBANK	117,8	22		DE000CM3XSH4	AGFA 3TL OPENZ	COMMERZBANK	61940,0	6
DE000CM8KZZ7	KBC 28NRP0310Z	COMMERZBANK	84,2	22		DE000CM3XRT1	KBC 21TL OPENZ	COMMERZBANK	42647,9	37
DE000CM3XJ9	ING 11NRC1209Z	COMMERZBANK	61,6	22		DE000CM3XSA9	UMICORE 16TL OPENZ	COMMERZBANK	40741,0	15
DE000CM8KYV9	DEXIA 5NRP0310Z	COMMERZBANK	61,1	8		DE000CM3XQK2	BEL20 2200TL OPENZ	COMMERZBANK	36231,0	31

Amsterdam, Bruxelles, Lisbon and Paris market places, central order book only

* : Since 1st May, 2005, modification of the warrants and certificates market model regarding trades for valuation purposes

** : All issuers who have less than 5 products listed at current month end

All information contained on or available on this page (the Content) is for general information purposes only. Although this information has been compiled with great care, neither Euronext, nor its servants nor agents, shall accept any responsibility for nor shall it be bound in any way by the contents of this document. In no event shall Euronext be liable for any loss or damages of any nature resulting from, arising out of or in connection with the Content.

All proprietary rights and interest in the Content, or connected with the Content, shall be vested in Euronext. No part of the Content may be redistributed or reproduced in any form or by any means or used to make any derivative work without written permission from Euronext