

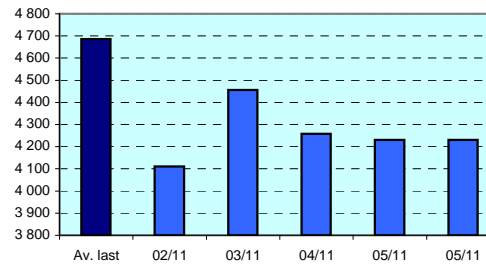
EURONEXT Paris Cash Market

Indices

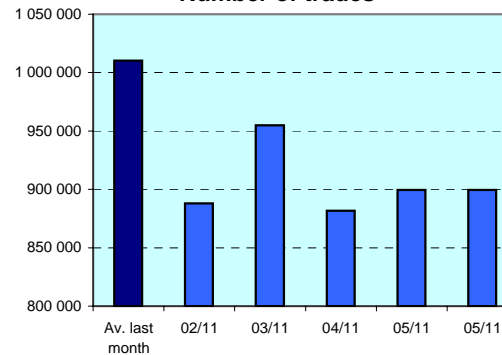
Electronic Order Book Turnover (single counted)

	05/11	05/11	Last month (daily average)
TOTAL TURNOVER	4 231,0	4 231,0	4 685,9
<i>(in million EURO)</i>			
Shares	3 799,4	3 799,4	4 334,4
Euronext Paris	3 795,8	3 795,8	4 327,6
Alternext	3,3	3,3	6,0
Marché Libre	0,3	0,3	0,7
CAC40 shares	3 377,6	3 377,6	3 846,0
CAC Next20 shares	251,2	251,2	281,2
SBF120 shares	4 021,6	4 021,6	4 501,9
CAC Mid100 shares	405,4	405,4	371,1
CAC Small90 shares	26,4	26,4	57,7
SBF250 shares	4 060,5	4 060,5	4 556,1
NextTrack	383,1	383,1	300,8
Certificates	9,3	9,3	12,8
Warrants	26,2	26,2	24,1
Bonds	12,9	12,9	13,9
TOTAL TRADES	899 486	899 486	1 010 122
<i>(double counted)</i>			

Turnover in million euros

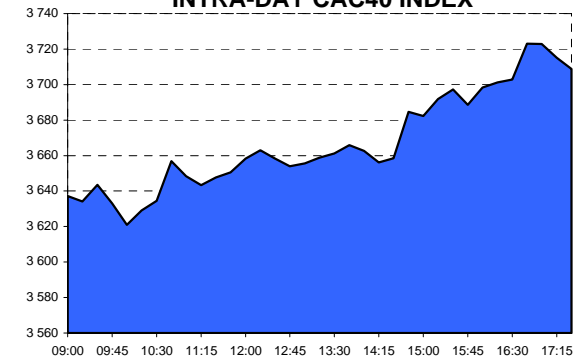


Number of trades



	Close	Change in %	Change in % 31/12/2008
CAC 40	3 708,73	+0,0	+15,3
CAC Next20	4 433,75	+0,0	+22,3
SBF80	4 503,63	+0,0	+30,4
SBF120	2 706,84	+0,0	+17,1
CAC Mid100	5 991,07	+0,0	+35,5
CAC Small90	6 041,04	+0,0	+62,6
CAC Mid&Small190	6 023,10	+0,0	+37,9
SBF250	2 644,42	+0,0	+17,5
CAC IT20	3 232,28	+0,0	+11,0

INTRA-DAY CAC40 INDEX



TOP 5 MOST ACTIVE in million euros (1)

Company	Turnover
BNP PARIBAS	316,95
TOTAL	269,14
SOCIETE GENERALE	150,17
FRANCE TELECOM	149,68
CARREFOUR	148,41

(1) Listed Domestic companies

TOP 5 PRICE RISE (1)

Company	change in %
TURENNE DS	+200,0
ADOMOS DS	+33,3
AUGROS COSMETICS	+30,3
LE PUBLIC SYSTEME	+15,1
IMECOM GROUP	+11,5

TOP 5 PRICE FALL (1)

Company	change in %
GROUPE JAJ	-16,3
CCA INTERNATIONAL	-15,5
OUTSIDE LIVIN IND	-12,5
BUREAU VERITAS	-9,8
OTOR	-9,7

Alternext

TOP 5 MOST ACTIVE (in thousand euros)

Company	Turnover
EXONHIT THERAPEUT.	1 161,10
CHINA CORN OIL	298,45
CELLECTIS	244,79
INITIATIVES ET DEV	189,50
POWEO	156,70

Marché Libre

TOP 5 MOST ACTIVE (in thousand euros)

Company	Turnover
ALTERGAZ	62,22
ZCCM	35,58
NOVATECH IND.	31,04
VELCAN ENERGY	25,71
MOBILEGOV BSAR1209	21,94

— CAC40 - - - CAC Next20 — CAC Mid&small190

