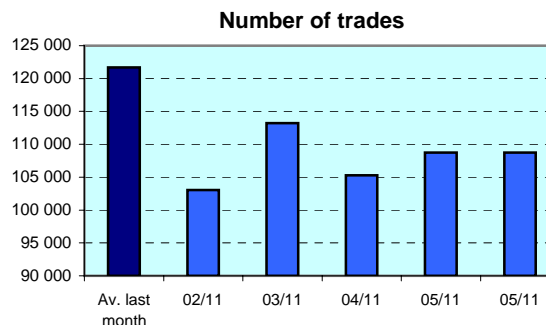
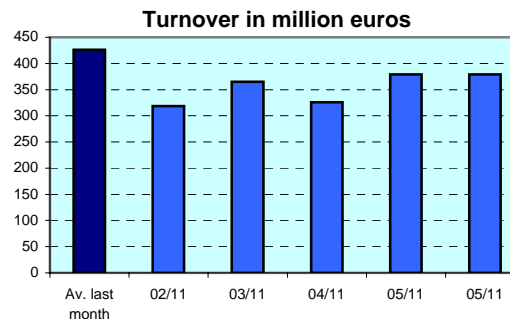


EURONEXT Brussels Cash Market

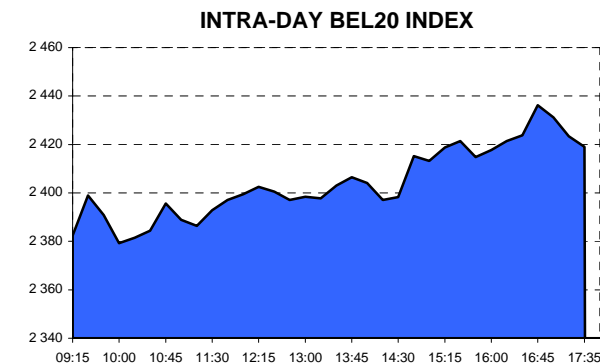
Indices

Electronic Order Book Turnover (single counted)

	05/11	05/11	Last month (daily average)
TOTAL TURNOVER <i>(in million EURO)</i>	379,0	379,0	426,4
Shares	376,8	376,8	424,3
BEL20 shares	441,8	441,8	485,5
Bas price shares	478,0	478,0	538,1
NextTrack	0,6	0,6	0,9
Warrants	0,2	0,2	0,1
Bonds	1,3	1,3	1,0
TOTAL TRADES <i>(double counted)</i>	108 724	108 724	121 680



	Close	Change in %	Change in % 31/12/2008
BEL20	2 419,08	+0,0	+26,7
BEL Mid	2 780,05	+0,0	+47,6
BEL Small	5 705,48	+0,0	+31,9
BEL Mid return	3 138,26	+0,0	+18,9
BEL Small return	6 288,55	+0,0	+21,4
BAS Price	7 817,88	+0,0	+21,8
BAS Return	21 594,05	+0,0	+52,0
Belg.Continuous	20 545,68	+0,0	+33,9



TOP 5 MOST ACTIVE in million euros (1)

Company	Turnover
AB INBEV	79,08
DELHAIZE GROUP	66,78
KBC	31,10
DEXIA	27,49
FORTIS	27,10

TOP 5 PRICE RISE (1)

Company	change in %
DE ROUCK GEOMATIC	+31,0
ACCENTIS	+25,0
DELHAIZE GROUP	+5,1
TESSENDERLO	+4,0
ATENOR GROUP (D)	+3,9

TOP 5 PRICE FALL (1)

Company	change in %
CATALA	-13,5
SODIPLAN	-8,3
PUNCH TELEMATIX	-7,2
ZENITEL	-5,7
TIGENIX NV	-4,5

(1) Listed Domestic companies

Alternext

TOP 5 MOST ACTIVE (in thousand euros)

Company	Turnover
PORTHUS	4,08
DE ROUCK GEOMATICS	0,55
EMAKINA GROUP	0,15
EVADIX	0,00
ECODIS	0,00

Free Market

TOP 5 MOST ACTIVE (in thousand euros)

Company	Turnover
SCF INVEST	40,09
PROXIMEDIA	7,58
NEWTREE	5,15
OPTION TRAD.CY	4,00
FRED EN GINGER (D)	1,80

