

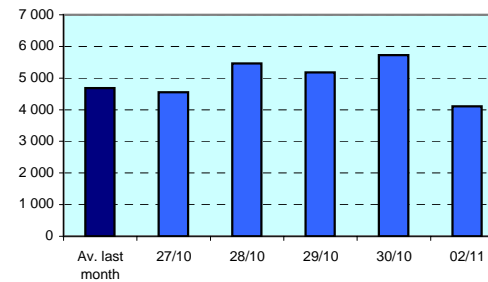
EURONEXT Paris Cash Market

Indices

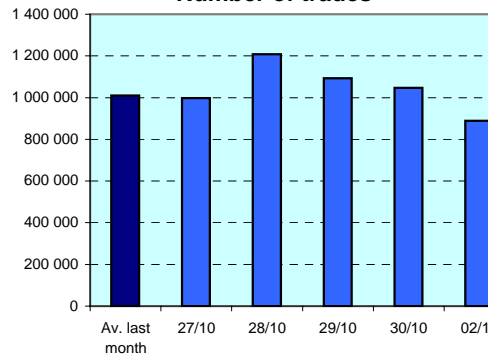
Electronic Order Book Turnover (single counted)

	02/11	30/10	Last month (daily average)
TOTAL TURNOVER	4 110,0	5 724,8	4 685,9
<i>(in million EURO)</i>			
Shares	3 662,3	5 257,1	4 334,4
Euronext Paris	3 658,4	5 251,0	4 327,6
Alternext	3,5	5,6	6,0
Marché Libre	0,4	0,5	0,7
CAC40 shares	3 326,7	4 820,9	3 846,0
CAC Next20 shares	218,5	306,3	281,2
SBF120 shares	3 862,9	5 527,2	4 501,9
CAC Mid100 shares	316,1	386,6	371,1
CAC Small90 shares	36,3	60,3	57,7
SBF250 shares	3 897,6	5 574,1	4 556,1
NextTrack	402,7	422,3	300,8
Certificates	11,0	8,4	12,8
Warrants	24,6	26,4	24,1
Bonds	9,4	10,6	13,9
TOTAL TRADES	888 082	1 047 570	1 010 122
<i>(double counted)</i>			

Turnover in million euros

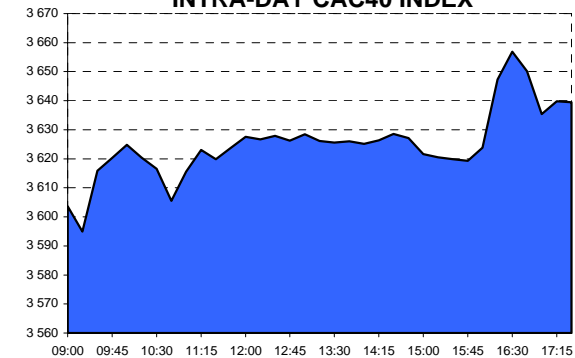


Number of trades



	Close	Change in %	Change in % 31/12/2008
CAC 40	3 639,46	+0,9	+13,1
CAC Next20	4 350,60	+0,3	+20,0
SBF80	4 413,88	+0,4	+27,8
SBF120	2 655,84	+0,8	+14,9
CAC Mid100	5 889,32	+0,3	+33,2
CAC Small90	5 981,48	+0,4	+61,0
CAC Mid&Small190	5 925,51	+0,4	+35,7
SBF250	2 595,56	+0,8	+15,3
CAC IT20	3 175,35	+0,5	+9,1

INTRA-DAY CAC40 INDEX



TOP 5 MOST ACTIVE in million euros (1)

Company	Turnover
TOTAL	264,16
BNP PARIBAS	254,56
SANOFI- AVENTIS	201,09
FRANCE TELECOM	184,56
SOCIETE GENERALE	165,48

(1) Listed Domestic companies

TOP 5 PRICE RISE (1)

Company	change in %
DURAN	+61,2
ROCAMAT	+19,5
BAC MAJESTIC	+16,7
PROSERVIA	+15,7
CIE MAROCAINE	+15,6

TOP 5 PRICE FALL (1)

Company	change in %
PROSERVIA BSAR	-20,0
COFIDUR	-13,8
LYCOS EUROPE C.B	-10,0
CARPINNIENNE PART.	-8,7
SODIFRANCE	-8,3

Alternext

TOP 5 MOST ACTIVE (in thousand euros)

Company	Turnover
EXONHIT THERAPEUT.	1 279,16
HUACHENG	355,95
AUPLATA	334,94
HYBRIGENICS	176,14
IPSOGEN	119,01

Marché Libre

TOP 5 MOST ACTIVE (in thousand euros)

Company	Turnover
ALTERGAZ	48,40
FACILASOL GROUP	47,45
CERVIN ENR	40,06
VOLTALIA	20,91
VELCAN ENERGY	20,71

