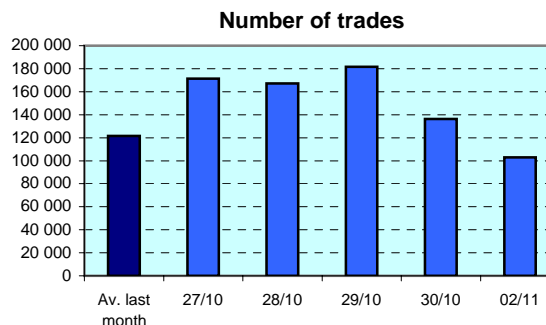
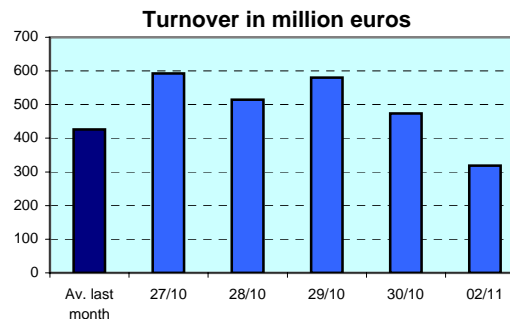


EURONEXT Brussels Cash Market

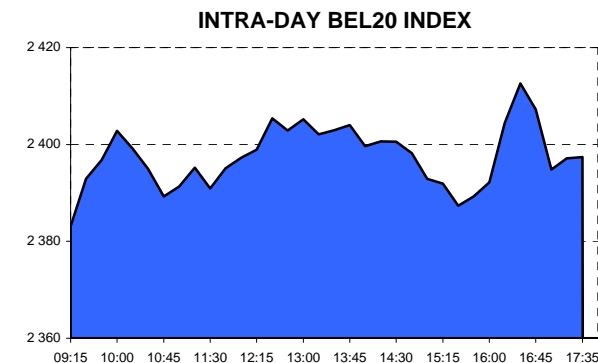
Indices

Electronic Order Book Turnover (single counted)

	02/11	30/10	Last month (daily average)
<b>TOTAL TURNOVER</b> <i>(in million EURO)</i>	<b>318,6</b>	<b>473,6</b>	<b>426,4</b>
<b>Shares</b>	<b>317,5</b>	<b>470,2</b>	<b>424,3</b>
BEL20 shares	384,0	539,4	485,5
Bas price shares	425,6	599,9	538,1
<b>NextTrack</b>	<b>0,2</b>	<b>2,1</b>	<b>0,9</b>
<b>Warrants</b>	<b>0,1</b>	<b>0,2</b>	<b>0,1</b>
<b>Bonds</b>	<b>0,6</b>	<b>0,9</b>	<b>1,0</b>
<b>TOTAL TRADES</b> <i>(double counted)</i>	<b>103 038</b>	<b>136 282</b>	<b>121 680</b>



	Close	Change in %	Change in % 31/12/2008
BEL20	2 397,41	+0,2	+25,6
BEL Mid	2 752,65	-1,0	+46,1
BEL Small	5 758,69	-0,5	+33,2
BEL Mid return	3 107,34	-1,0	+18,0
BEL Small return	6 347,20	-0,5	+20,4
BAS Price	7 756,84	+0,2	+20,8
BAS Return	21 425,44	+0,2	+50,5
Belg.Continuous	20 389,88	+0,3	+35,2



TOP 5 MOST ACTIVE in million euros (1)

Company	Turnover
AB INBEV	51,39
KBC	39,77
DEXIA	31,66
FORTIS	25,42
BELGACOM	18,07

TOP 5 PRICE RISE (1)

Company	change in %
DISTRI-INVEST CERT	+44,9
PUNCH TELEMATIX	+4,5
DECEUNINCK	+4,3
NYRSTAR (D)	+4,3
PROPHAREX	+3,8

TOP 5 PRICE FALL (1)

Company	change in %
EMAKINA GROUP	-14,4
DE ROUCK GEOMATICS	-10,0
PICANOL	-8,1
NEWTREE	-7,2
MACHELEN CERT	-6,8

(1) Listed Domestic companies

Alternext

TOP 5 MOST ACTIVE (in thousand euros)

Company	Turnover
PORTHUS	5,73
DE ROUCK GEOMATICS	4,50
EMAKINA GROUP	2,78
ECODIS	1,63
EVADIX	0,00

Free Market

TOP 5 MOST ACTIVE (in thousand euros)

Company	Turnover
FLEXOS (D)	5,45
SV PATRIMONIA	3,88
PHARCO	1,66
NEWTREE	1,11
SODIPLAN	0,99

