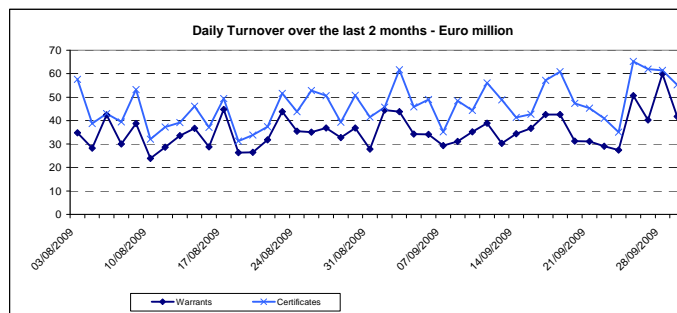
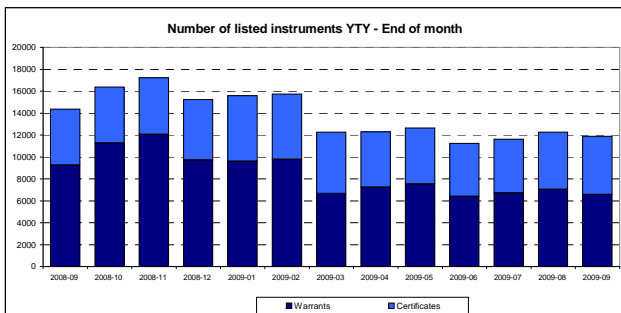


Central order book only



Main Indicators				
MARKET SEGMENT	Listing			
	September 2009		August 2009	
	LISTED End of month	MONTH New listed	LISTED End of month	LISTED End of month
Total	11 893	3 223	12 256	15 243
Warrants	6571	2435	7034	9735
Certificates	5322	788	5222	5508
ISSUERS	11 893	3 224	12 256	15 243
ABN AMRO	2585	228	2520	2574
ASSET-BACKED OBLIGATIE LTD	6	0	6	6
BARCLAYS BANK P.L.C.	37	1	37	38
BNP PARIBAS	1076	149	1288	1631
CITIGROUP	1284	946	1551	1172
COMMERZBANK	3817	1190	3887	5461
CREDIT SUISSE	16	0	16	15
DEUTSCHE BANK	31	0	31	33
ETF SECURITIES	74	0	74	74
GOLDMAN SACHS	14	0	14	32
ING	857	196	840	354
JP MORGAN	27	0	27	26
MERRILL LYNCH	45	0	45	54
RABOBANK	133	0	136	152
ROBECO	7	0	7	6
SOCIETE GENERALE	1579	384	1462	1887
UBS	19	0	19	23
UNICREDIT	260	130	270	176
OTHERS	26	0	26	1529

Main Indicators						
MARKET SEGMENT	Trading (single counted)					
	September 2009		August 2009		Since 1st January 2009 *	
	Number of trades	Turnover EUR ML	Number of trades	Turnover EUR ML	Number of trades	Turnover EUR ML
Total	380 992	1 939.5	339 643	1 609.7	3 729 385	16 733.2
Warrants	230355	831.1	202716	703.7	2258206	6898.6
Certificates	150637	1108.4	136927	906.0	1471179	9834.6
ISSUERS	380 992	1 939.5	339 643	1 609.7	3 729 385	16 733.2
ABN AMRO	104037	725.4	98738	633.6	922952	5 681.1
ASSET-BACKED OBLIGATIE LTD	1686	40.0	1183	22.9	12196	149.7
BARCLAYS BANK P.L.C.	100	1.8	62	1.0	739	14.5
BNP PARIBAS	43460	157.5	40119	117.8	470070	1 680.2
CITIGROUP	62097	132.1	50429	107.2	487636	1 164.9
COMMERZBANK	57297	175.4	50860	168.4	492081	1 637.7
CREDIT SUISSE	83	2.0	80	1.7	163	3.7
DEUTSCHE BANK	162	5.3	233	5.8	1614	45.1
ETF SECURITIES	7063	168.9	4123	94.0	50902	1 418.9
GOLDMAN SACHS	14	0.0	27	0.0	318	0.4
ING	60482	251.3	55367	222.9	827092	1 948.2
JP MORGAN	45	0.5	43	0.4	371	6.3
MERRILL LYNCH	187	4.1	55	1.6	809	10.3
RABOBANK	2938	66.0	2539	56.6	27068	692.7
ROBECO	185	3.2	106	2.2	999	18.8
SOCIETE GENERALE	38422	184.6	35654	158.2	300755	1 625.0
UBS	2	0.0	2	0.0	116	0.9
UNICREDIT	2224	10.2	1559	4.4	14040	41.1
OTHERS	508	11.1	464	10.9	119464	593.7

Most Traded Instruments (single counted)											
Warrants						Certificates					
ISIN	Location	Name	Issuer	Turnover EUR ML	Number of trades	ISIN	Location	Name	Issuer	Turnover EUR ML	Number of trades
NL0009231539	Amsterdam	ING AEX SPL 301	ING	21,8	3731	NL0006445538	Amsterdam	AAB AEX TS 318	ABN AMRO	72,2	9756
NL0009112291	Amsterdam	ING AEX SPS 321	ING	15,8	4523	GB00B15KY104	Paris	ETF5 NATURAL GAS	ETF SECURITIES	66,5	2795
NL0009113331	Amsterdam	ING AEX SPL 285	ING	12,3	2544	GB00B00FH282	Paris	GOLD BULLION SEC	ETF SECURITIES	36,7	2063
NL0009231422	Amsterdam	ING AEX SPL 296	ING	10,8	2046	NL0009178136	Amsterdam	AAB AEX TL 285	ABN AMRO	26,1	3582
FR0010791848	Paris	CAC40 3700C 1009S	SOCIETE GENERALE	10,2	975	NL0009255215	Amsterdam	AAB AEX TL 300	ABN AMRO	25,7	3486
NL0006453490	Paris	CAC40 3400C 1209B	BNP PARIBAS	10,1	263	NL0006445520	Amsterdam	AAB AEX TS 328	ABN AMRO	22,2	2818
FR0010791855	Paris	CAC40 3800C 1009S	SOCIETE GENERALE	8,5	1147	NL0009178219	Amsterdam	AAB AEX TS 304	ABN AMRO	21,4	2864
NL0009232156	Amsterdam	ING AEX SPL 306	ING	8,3	1800	NL0009255488	Amsterdam	AAB AEX TL 305	ABN AMRO	18,6	2775
NL0009112168	Amsterdam	ING AEX SPL 280	ING	8,1	1642	NL0006445546	Amsterdam	AAB AEX TS 308	ABN AMRO	17,5	2930
DE000CGZDBW1	Paris	CAC40 3900TS 1209C	CITIGROUP	8,0	4023	NL0009255058	Amsterdam	AAB AEX TL 290	ABN AMRO	17,1	1804

Amsterdam, Bruxelles, Lisbon and Paris market places, central order book only

*: Since 1st May, 2005, modification of the warrants and certificates market model regarding trades for valuation purposes

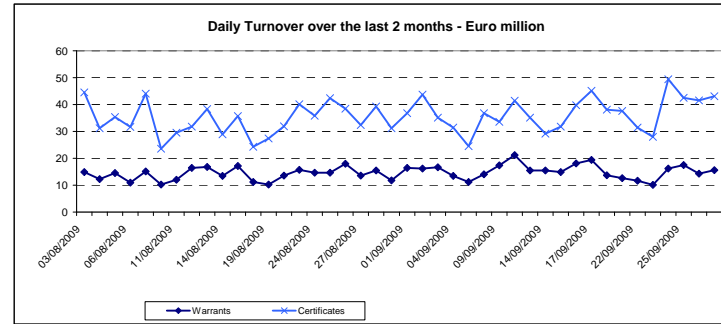
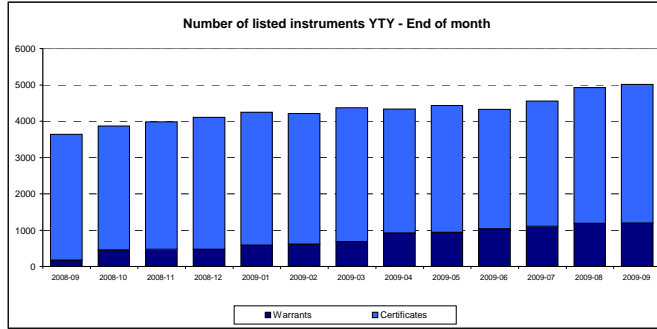
** : All issuers who have less than 5 products listed at current month end

All information contained on or available on this page (the Content) is for general information purposes only. Although this information has been compiled with great care, neither Euronext, nor its servants nor agents, shall accept any responsibility for

no shall it be bound in any way by the contents of this document. In no event shall Euronext be liable for any loss or damages of any nature resulting from, arising out of or in connection with the Content.

All proprietary rights and interest in the Content, or connected with the Content, shall be vested in Euronext. No part of the Content may be redistributed or reproduced in any form or by any means or used to make any derivative work without written permission from Euronext

Central order book only



Main Indicators				
MARKET SEGMENT	Listing			
	September 2009		August 2009	
	LISTED End of month	MONTH New listed	LISTED End of month	LISTED End of month
Total	5 014	864	4 925	4 102
Warrants	1188	251	1182	468
Certificates	3826	613	3743	3634
ISSUERS	5 014	865	4 925	4 102
ABN AMRO	2397	228	2332	2355
ASSET-BACKED OBLIGATIE LTD	6	0	6	6
BARCLAYS BANK P.L.C.	37	1	37	38
BNP PARIBAS	12	0	12	12
CITIGROUP	284	190	356	286
COMMERZBANK	1103	250	1021	700
CREDIT SUISSE	16	0	16	15
DEUTSCHE BANK	31	0	31	33
ETF SECURITIES	32	0	32	32
ING	857	196	840	354
J.P. MORGAN	27	0	27	26
MERRILL LYNCH	23	0	23	27
RABOBANK	133	0	136	152
ROBECO	7	0	7	6
SOCIETE GENERALE	5	0	5	2
UBS	19	0	19	19
OTHERS	25	0	25	39

Main Indicators						
MARKET SEGMENT	Trading (single counted)					
	September 2009		August 2009		Since 1st January 2009 *	
	Number of trades	Turnover EUR ML	Number of trades	Turnover EUR ML	Number of trades	Turnover EUR ML
Total	178 097	1 163,3	164 550	1 010,6	1 847 191	9 158,5
Warrants	64511	339,5	58758	292,7	849640	2336,2
Certificates	113586	823,9	105792	717,9	997551	6822,3
ISSUERS	178 097	1 163,3	164 550	1 010,6	1 847 191	9 158,5
ABN AMRO	99128	705,1	93145	621,3	901243	5586,3
ASSET-BACKED OBLIGATIE LTD	1686	40,0	1183	22,9	12196	149,7
BARCLAYS BANK P.L.C.	100	1,8	62	1,0	739	14,5
BNP PARIBAS	19	0,3	7	0,2	58	0,8
CITIGROUP	4389	17,5	4443	15,8	33194	141,1
COMMERZBANK	7666	33,6	6515	32,1	29673	119,6
CREDIT SUISSE	83	2,0	80	1,7	163	3,7
DEUTSCHE BANK	162	5,3	233	5,8	1614	45,1
ETF SECURITIES	577	21,6	301	15,1	4892	229,7
ING	60482	251,3	55367	222,9	827092	1948,2
J.P. MORGAN	45	0,5	43	0,4	371	6,3
MERRILL LYNCH	123	3,9	53	1,6	524	9,1
RABOBANK	2938	66,0	2539	56,6	27068	692,7
ROBECO	185	3,2	106	2,2	999	18,8
SOCIETE GENERALE	4	0,1	7	0,1	27	0,3
UBS	2	0,0	2	0,0	116	0,9
OTHERS	508	11,1	464	10,9	7222	191,7

Most Traded Instruments (single counted)									
Warrants					Certificates				
ISIN	Name	Issuer	Turnover EUR tnds	Number of trades	ISIN	Name	Issuer	Turnover EUR ML	Number of trades
NL0009231539	ING AEX SPL 301	ING	21793	3731	NL0006445538	AAB AEX TS 318	ABN AMRO	72,2	9756
NL0009112291	ING AEX SPS 321	ING	15826	4523	NL0009178136	AAB AEX TL 285	ABN AMRO	26,1	3582
NL0009113331	ING AEX SPL 285	ING	12287	2544	NL0009255215	AAB AEX TL 300	ABN AMRO	25,7	3486
NL0009231422	ING AEX SPL 296	ING	10788	2046	NL0006445520	AAB AEX TS 328	ABN AMRO	22,2	2818
NL0009232156	ING AEX SPL 306	ING	8308	1800	NL0009178219	AAB AEX TS 304	ABN AMRO	21,4	2864
NL0009112168	ING AEX SPL 280	ING	8053	1642	AAB AEX TL 305	ABN AMRO	18,6	2775	
NL0006409252	ING AEX SPS 320	ING	7872	2558	NL0006445546	AAB AEX TS 308	ABN AMRO	17,5	2930
NL0009231430	ING AEX SPL 291	ING	7485	1043	NL0009255058	AAB AEX TL 290	ABN AMRO	17,1	1804
NL0009056571	AAB AEX2 0%19JUN14	AAB AEX TS 308	7220	108	NL0009255074	AAB AEX TL 295	ABN AMRO	15,8	2352
NL0009111921	ING MT SPL 23.4	ING	5813	1456	NL0009176163	AAB AEX TL 275	ABN AMRO	13,6	1412

Amsterdam, Bruxelles, Lisbon and Paris market places, central order book only

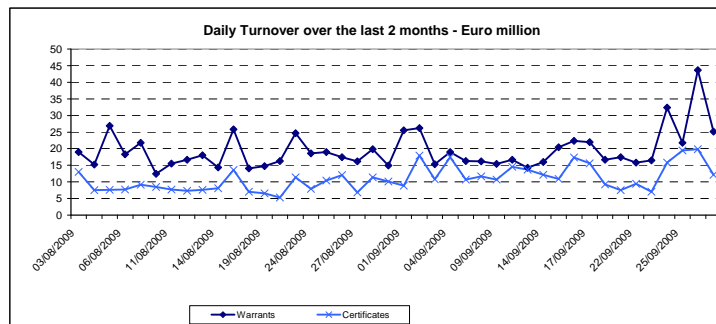
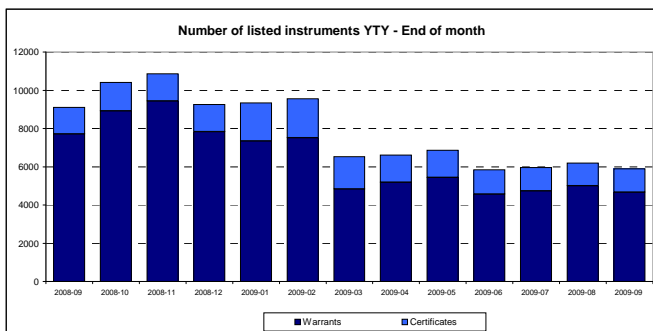
* : Since 1st May, 2005, modification of the warrants and certificates market model regarding trades for valuation purposes

** : All issuers who have less than 5 products listed at current month end

All information contained on or available on this page (the Content) is for general information purposes only. Although this information has been compiled with great care, neither Euronext, nor its servants nor agents, shall accept any responsibility for nor shall it be bound in any way by the contents of this document. In no event shall Euronext be liable for any loss or damages of any nature resulting from, arising out of or in connection with the Content.

All proprietary rights and interest in the Content, or connected with the Content, shall be vested in Euronext. No part of the Content may be redistributed or reproduced in any form or by any means or used to make any derivative work without written permission from Euronext

Central order book only



Main Indicators				
MARKET SEGMENT	Listing		31 Dec 2008	
	September 2009		August 2009	
	LISTED End of month	MONTH New listed	LISTED End of month	LISTED End of month
Total	5 886	1 923	6 192	9 250
Warrants	4666	1748	4996	7831
Certificates	1220	175	1196	1419
ISSUERS	5 886	1 923	6 192	9 250
ABN AMRO	188	0	188	219
BNP PARIBAS	1064	149	1276	1619
CITIGROUP	707	551	871	666
COMMERZBANK	2014	709	2051	3099
ETF SECURITIES	42	0	42	42
GOLDMAN SACHS	14	0	14	32
MERRILL LYNCH	22	0	22	27
SOCIETE GENERALE	1574	384	1457	1895
UNICREDIT	260	130	270	176
OTHERS	1	0	1	1485

Main Indicators						
MARKET SEGMENT	September 2009		August 2009		Since 1st January 2009 *	
	Trading (single counted)		Trading (single counted)		Trading (single counted)	
	Number of trades	Turnover EUR ML	Number of trades	Turnover EUR ML	Number of trades	Turnover EUR ML
Total	192 853	741,2	166 208	566,5	1 757 240	7 094,7
Warrants	156324	457,7	135615	379,7	1287353	4 096,2
Certificates	36529	283,4	30593	186,9	469887	2 998,5
ISSUERS	192 853	741,2	166 208	566,5	1 757 240	7 094,7
ABN AMRO	4909	20,4	3593	12,3	21709	94,8
BNP PARIBAS	43441	157,2	40112	117,6	470012	1 679,3
CITIGROUP	52758	100,8	41440	77,9	403343	835,7
COMMERZBANK	44539	120,6	40006	117,2	388553	1 226,3
ETF SECURITIES	6486	147,4	3822	78,9	46010	1 189,2
GOLDMAN SACHS	14	0,0	27	0,0	318	0,4
MERRILL LYNCH	64	0,1	2	0,0	285	1,3
SOCIETE GENERALE	38418	184,6	35647	158,1	300728	1 624,7
UNICREDIT	2224	10,2	1559	4,4	14040	41,1
OTHERS	0	0,0	0	0,0	112242	401,9

Most Traded Instruments (single counted)									
Warrants					Certificates				
ISIN	Name	Issuer	Turnover EUR ML	Number of trades	ISIN	Name	Issuer	Turnover EUR ML	Number of trades
FR0010791848	CAC40 3700C 1009S	SOCIETE GENERALE	10,2	975	GB00B15KY104	ETFS NATURAL GAS	ETF SECURITIES	66,5	2795
NL0006453490	CAC40 3400C 1209B	BNP PARIBAS	10,1	263	GB00B00FH282	GOLD BULLION SEC	ETF SECURITIES	36,7	2063
FR0010791855	CAC40 3800C 1009S	SOCIETE GENERALE	8,5	1147	FR0010673350	GOLD PIQOPENS	SOCIETE GENERALE	14,4	467
DE000C22DBW1	CAC40 3900TS 1209C	CITIGROUP	8,0	4023	FR0010511535	BRENT PI OPENS	SOCIETE GENERALE	10,9	816
NL0006451445	CAC40 3500C 1209B	BNP PARIBAS	7,2	388	FR0010371484	NAT.GAZ QOE AB	ABN AMRO	9,9	3067
FR0010791863	CAC40 3900C 1009S	SOCIETE GENERALE	7,1	1947	GB00B15KXV33	ETFS CRUDE OIL	ETF SECURITIES	8,9	437
FR0010791913	CAC40 3600P 1009S	SOCIETE GENERALE	6,0	2094	NL0009134832	CAC40 3900TPS1209B	BNP PARIBAS	6,4	2650
FR0010791921	CAC40 3700P 1009S	SOCIETE GENERALE	5,9	1633	GB00B0CTWC01	ETFS BRENT OIL SEC	ETF SECURITIES	5,3	253
NL0006528143	CAC40 3500C 1210B	BNP PARIBAS	5,9	219	GB00B15KYF40	ETFS PRECIOUS MET.	ETF SECURITIES	3,8	24
FR0010722645	CAC40 3600P 0909S	SOCIETE GENERALE	5,7	882	GB00B15KY765	ETFS WHEAT	ETF SECURITIES	3,8	181

Amsterdam, Bruxelles, Lisbon and Paris market places, central order book only

* : Since 1st May, 2005, modification of the warrants and certificates market model regarding trades for valuation purposes

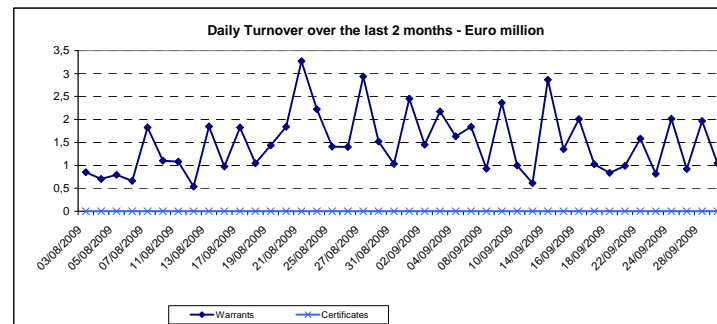
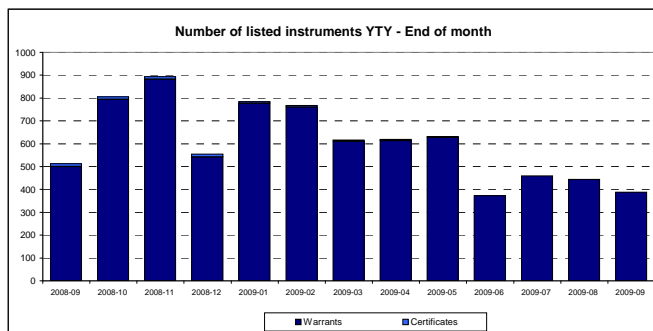
** : All issuers who have less than 5 products listed at current month end

All information contained on or available on this page (the Content) is for general information purposes only. Although this information has been compiled with great care, neither Euronext, nor its servants nor agents, shall accept any responsibility for nor shall it be bound in any way by the contents of this document. In no event shall Euronext be liable for any loss or damages of any nature resulting from, arising out of or in connection with the Content.

All proprietary rights and interest in the Content, or connected with the Content, shall be vested in Euronext. No part of the Content may be redistributed or reproduced in any form or by any means or used to make any derivative work without written permission from Euronext

Monthly statistics on Certificates / Warrants

Central order book only



Main Indicators				
Listing				
MARKET SEGMENT	September 2009		August 2009	
	LISTED End of month	MONTH New listed	LISTED End of month	LISTED End of month
Total	388	285	444	554
Warrants	388	285	444	542
Certificates	0	0	0	12
ISSUERS	388	285	444	549
CITIGROUP	293	205	324	220
COMMERZBANK	95	80	120	325
UBS	0	0	0	4

Main Indicators						
Trading (single counted)						
MARKET SEGMENT	September 2009		August 2009		Since 1st January 2009 *	
	Number of trades	Turnover EUR ML	Number of trades	Turnover EUR ML	Number of trades	Turnover EUR ML
Total	9 085	33,0	7 869	30,3	118 083	460,1
Warrants	9085	33,0	7869	30,3	118081	460,0
Certificates	0	0,0	0	0,0	2	0,1
ISSUERS	9 085	33,0	7 869	30,3	118 083	460,1
CITIGROUP	4950	13,8	4546	13,5	51099	188,2
COMMERZBANK	4135	19,1	3323	16,8	66984	271,9
UBS	0	0,0	0	0,0	0	0,0

Most Traded Instruments (single counted)									
Warrants					Certificates				
ISIN	Name	Issuer	Turnover EUR ML	Number of trades	ISIN	Name	Issuer	Turnover EUR thds	Number of trades
DE000CM5EGS1	DAX 5900TS 1009Z	COMMERZBANK	1,7	408					
DE000CM5EFC7	DAX 5650TS 0909Z	COMMERZBANK	1,7	143					
DE000CM5EGN2	DAX 5500TL 1009Z	COMMERZBANK	1,7	272					
DE000CG2C4P3	DAX 5600C 1209C	CITIGROUP	1,4	384					
DE000CM5EFE3	DAX 5100TL 0909Z	COMMERZBANK	1,3	78					
DE000CM5EGM4	DAX 5450TL 1009Z	COMMERZBANK	1,2	66					
DE000CG2C4Q1	DAX 5800C 1209C	CITIGROUP	1,2	316					
DE000CM5EFD5	DAX 5700TS 0909Z	COMMERZBANK	1,1	57					
DE000CM5EFS3	DAX 5200TL 0909Z	COMMERZBANK	1,0	80					
DE000CM5EGT9	DAX 5850TS 1009Z	COMMERZBANK	0,9	120					

Amsterdam, Bruxelles, Lisbon and Paris market places, central order book only

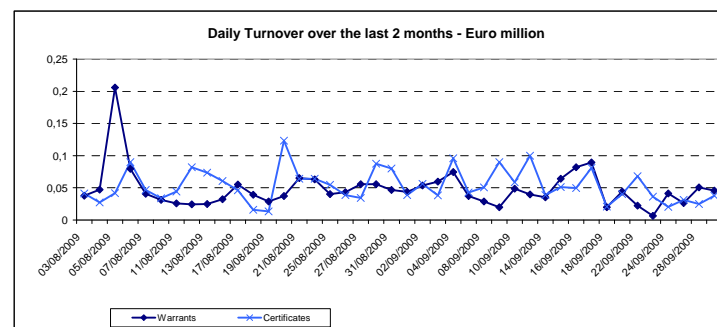
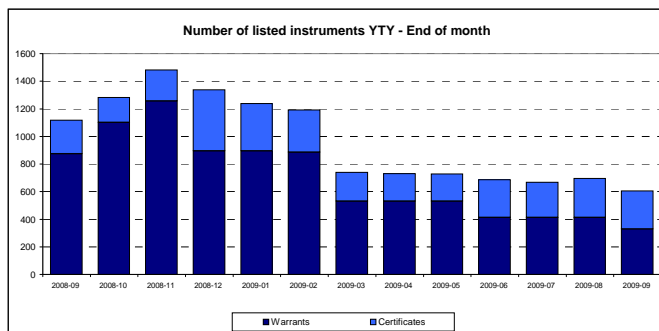
* : Since 1st May, 2005, modification of the warrants and certificates market model regarding trades for valuation purposes

** : All issuers who have less than 5 products listed at current month end

All information contained on or available on this page (the Content) is for general information purposes only. Although this information has been compiled with great care, neither Euronext, nor its servants nor agents, shall accept any responsibility for nor shall it be bound in any way by the contents of this document. In no event shall Euronext be liable for any loss or damages of any nature resulting from, arising out of or in connection with the Content.

All proprietary rights and interest in the Content, or connected with the Content, shall be vested in Euronext. No part of the Content may be redistributed or reproduced in any form or by any means or used to make any derivative work without written permission from Euronext

Central order book only



Main Indicators				
MARKET SEGMENT	Listing			
	September 2009		August 2009	
	LISTED End of month	MONTH New listed	LISTED End of month	LISTED End of month
Total	605	151	695	1 337
Warrants	329	151	412	894
Certificates	276	0	283	443
ISSUERS	605	151	695	1 337
COMMERZBANK	605	151	695	1337

Main Indicators						
MARKET SEGMENT	Trading (single counted)					
	September 2009		August 2009		Since 1st January 2009 *	
	Number of trades	Turnover EUR ML	Number of trades	Turnover EUR ML	Number of trades	Turnover EUR ML
Total	957	2,1	1 016	2,2	6 871	19,8
Warrants	435	1,0	474	1,1	3132	6,1
Certificates	522	1,1	542	1,2	3739	13,7
ISSUERS	957	2,1	1 016	2,2	6 871	19,8
COMMERZBANK	957	2,1	1016	2,2	6871	19,8

Most Traded Instruments (single counted)										
Warrants						Certificates				
ISIN	Name	Issuer	Turnover EUR thds	Number of trades		ISIN	Name	Issuer	Turnover EUR	Number of trades
DE000CM3XJ9	ING 11NRC1209Z	COMMERZBANK	118,3	46		DE000CM3XBC1	BNP 40TL OPENZ	COMMERZBANK	95766	17
DE000CM3WRL0	UCB 25NRC1209Z	COMMERZBANK	116,7	15		DE000CM3XRF0	BNP 50TL OPENZ	COMMERZBANK	91295	20
DE000CM3WPS9	KBC 35NRC1209Z	COMMERZBANK	114,4	38		DE000CM3XCJ4	OMEGA 21TL OPENZ	COMMERZBANK	68589	10
DE000CM3WL2	ARCM 25NRC1209Z	COMMERZBANK	80,1	20		DE000CM3XR3	NYRST 6TL OPENZ	COMMERZBANK	63232	23
DE000CM3XD2	INSEV 30NRC1209Z	COMMERZBANK	33,0	16		DE000CM3XCH8	NYRST 5TL OPENZ	COMMERZBANK	60719	23
DE000CM3XPP3	AEX 30NRC1209Z	COMMERZBANK	29,1	8		DE000CM3XRM6	GBL 50TL OPENZ	COMMERZBANK	40832	14
DE000CM3XJP4	KBC 20NRC1209Z	COMMERZBANK	27,7	21		DE000CM3XQN6	BEL20 2700TS OPENZ	COMMERZBANK	40045	20
DE000CM3XGY4	DEXIA 5NRP1209Z	COMMERZBANK	27,0	9		DE000CM3XSA9	UMICORE 16TL OPENZ	COMMERZBANK	35581	13
DE000CM3XKA6	NYRST 8NRC1209Z	COMMERZBANK	26,8	8		DE000CM3XD3	ARCM 20TL OPENZ	COMMERZBANK	30315	7
DE000CM3XNU8	BEL20 2000NRC0310Z	COMMERZBANK	25,0	6		DE000CM3XRK0	FORTS 2.75TL OPENZ	COMMERZBANK	29584	12

Amsterdam, Bruxelles, Lisbon and Paris market places, central order book only

* : Since 1st May, 2005, modification of the warrants and certificates market model regarding trades for valuation purposes

** : All issuers who have less than 5 products listed at current month end

All information contained on or available on this page (the Content) is for general information purposes only. Although this information has been compiled with great care, neither Euronext, nor its servants nor agents, shall accept any responsibility for

nor shall it be bound in any way by the contents of this document. In no event shall Euronext be liable for any loss or damages of any nature resulting from, arising out of or in connection with the Content.

All proprietary rights and interest in the Content, or connected with the Content, shall be vested in Euronext. No part of the Content may be redistributed or reproduced in any form or by any means or used to make any derivative work without written permission from Euronext