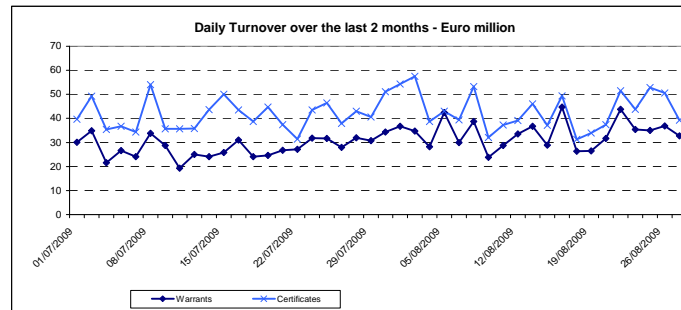
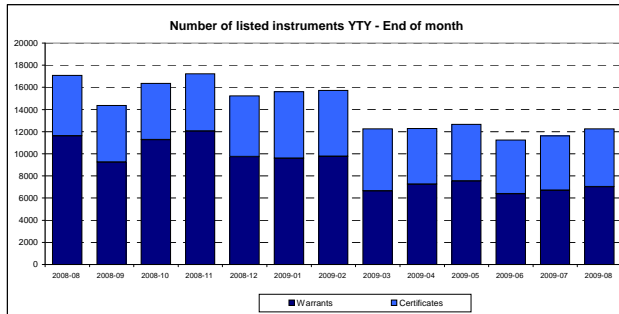


Central order book only



Main Indicators				
MARKET SEGMENT	Listing			
	August 2009		July 2009	31 Dec 2008
	LISTED End of month	MONTH New listed	LISTED End of month	LISTED End of month
Total	12 256	1 873	11 632	15 243
Warrants	7034	1076	6716	9735
Certificates	5222	797	4916	5508
ISSUERS	12 256	1 873	11 632	15 243
ABN AMRO	2520	274	2400	2574
ASSET-BACKED OBLIGATIE LTD	6	0	6	6
BARCLAYS BANK P.L.C.	37	0	38	38
BNP PARIBAS	1288	90	1261	1631
CITIGROUP	1551	613	1314	1172
COMMERZBANK	3887	632	3685	5461
CREDIT SUISSE	16	1	15	15
DEUTSCHE BANK	31	0	31	33
ETF SECURITIES	74	0	74	74
GOLDMAN SACHS	14	0	14	32
ING	840	227	758	354
JP MORGAN	27	0	27	26
MERRILL LYNCH	45	0	45	54
RABOBANK	136	0	139	152
ROBECO	7	0	7	6
SOCIETE GENERALE	1462	35	1477	1887
UBS	19	0	19	23
UNICREDIT	270	0	297	176
OTHERS	26	1	25	1529

Main Indicators						
MARKET SEGMENT	Trading (single counted)					
	August 2009		July 2009	Since 1st January 2009 *		
	Number of trades	Turnover EUR ML	Number of trades	Turnover EUR ML	Number of trades	Turnover EUR ML
Total	339 643	1 609,7	346 717	1 615,1	3 348 393	14 793,6
Warrants	202716	703,7	199541	652,6	2027851	6067,4
Certificates	136927	906,0	147176	962,5	1320542	8726,2
ISSUERS	339 643	1 609,7	346 717	1 615,1	3 348 393	14 793,6
ABN AMRO	96738	633,6	102079	637,1	818915	4 955,6
ASSET-BACKED OBLIGATIE LTD	1183	22,9	1833	29,5	10510	109,7
BARCLAYS BANK P.L.C.	62	1,0	55	1,1	639	12,7
BNP PARIBAS	40119	117,8	41408	110,8	426610	1 522,7
CITIGROUP	50429	107,2	59634	116,7	425539	1 032,8
COMMERZBANK	50860	168,4	47985	138,2	434784	1 462,3
CREDIT SUISSE	80	1,7	0	0,0	80	1,7
DEUTSCHE BANK	233	5,8	127	4,3	1452	39,8
ETF SECURITIES	4123	94,0	3832	118,7	43839	1 250,0
GOLDMAN SACHS	27	0,0	35	0,0	304	0,4
ING	55367	222,9	53517	214,9	766610	1 696,9
JP MORGAN	43	0,4	41	0,5	326	5,7
MERRILL LYNCH	55	1,6	41	0,9	622	6,3
RABOBANK	2539	56,6	3607	94,9	24130	626,7
ROBECO	106	2,2	103	2,6	814	15,6
SOCIETE GENERALE	35654	158,2	30879	141,8	262333	1 440,3
UBS	2	0,0	6	0,1	114	0,9
UNICREDIT	1559	4,4	1035	1,8	11816	30,8
OTHERS	464	10,9	500	11,2	118956	582,5

Most Traded Instruments (single counted)											
Warrants						Certificates					
ISIN	Location	Name	Issuer	Turnover EUR ML	Number of trades	ISIN	Location	Name	Issuer	Turnover EUR ML	Number of trades
FR0010707240	Paris	CAC40 3500C 0909S	SOCIETE GENERALE	6,2	957	NL0009176163	Amsterdam	AAB AEX TL 275	ABN AMRO	48,2	5592
FR0010722561	Paris	CAC40 3600C 0909S	SOCIETE GENERALE	6,1	1348	NL0006467706	Amsterdam	AAB AEX TS 299	ABN AMRO	30,9	6175
DE000C2CBA9	Paris	CAC40 3800TS 0909C	CITIGROUP	6,0	2616	NL0006445546	Amsterdam	AAB AEX TS 308	ABN AMRO	29,8	4241
DE000CG2CAZ9	Paris	CAC40 3550TS 0909C	CITIGROUP	5,5	2977	NL0009176593	Amsterdam	AAB AEX TL 281	ABN AMRO	28,8	3143
FR0010758045	Paris	CAC40 3300C 0809S	SOCIETE GENERALE	5,4	360	NL0009176866	Amsterdam	AAB AEX TS 295	ABN AMRO	28,8	4229
FR0010694976	Paris	SOGEN 70C 0312S	SOCIETE GENERALE	5,1	5	GB00B00FH282	Paris	GOLD BULLION SEC	ETF SECURITIES	24,9	1239
DE000CM5EAH7	Lisbon	DAX 5200C 0909Z	COMMERZBANK	4,5	68	NL0009112168	Amsterdam	ING AEX SPL 280	ING	23,4	5762
FR0010707307	Paris	CAC40 3500P 0909S	SOCIETE GENERALE	4,5	1006	NL0009175702	Amsterdam	AAB AEX TL 269	ABN AMRO	21,6	2541
FR0010707398	Paris	CAC40 3400P 1209S	SOCIETE GENERALE	4,4	693	NL0009178136	Amsterdam	AAB AEX TL 285	ABN AMRO	20,3	2101
FR0010722637	Paris	CAC40 3400P 0909S	SOCIETE GENERALE	4,3	1380	NL0006421109	Amsterdam	ING AEX SPS 305	ING	16,8	5744

Amsterdam, Bruxelles, Lisbon and Paris market places, central order book only

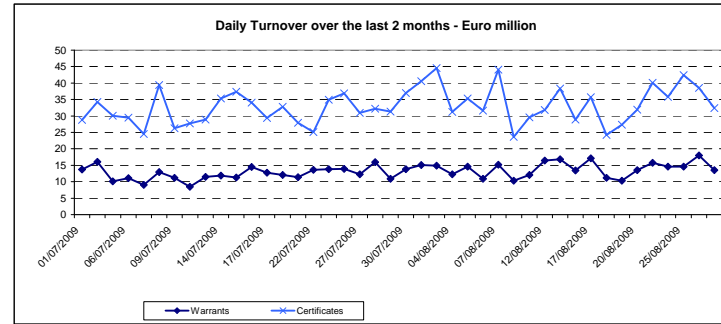
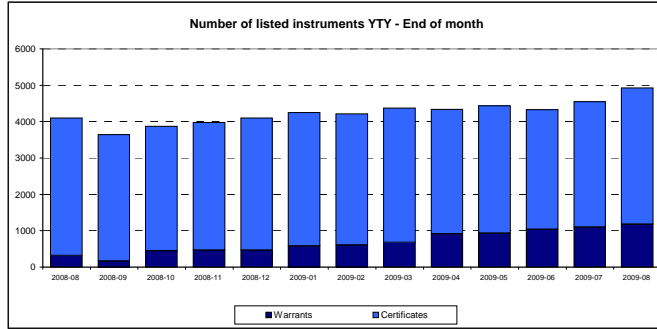
*: Since 1st May, 2005, modification of the warrants and certificates market model regarding trades for valuation purposes

** : All issuers who have less than 5 products listed at current month end

All information contained on or available on this page (the Content) is for general information purposes only. Although this information has been compiled with great care, neither Euronext, nor its servants nor agents, shall accept any responsibility for nor shall it be bound in any way by the contents of this document. In no event shall Euronext be liable for any loss or damages of any nature resulting from, arising out of or in connection with the Content.

All proprietary rights and interest in the Content, or connected with the Content, shall be vested in Euronext. No part of the Content may be redistributed or reproduced in any form or by any means or used to make any derivative work without written permission from Euronext

Central order book only



Main Indicators				
MARKET SEGMENT	Listing			
	August 2009		July 2009	
	LISTED End of month	MONTH New listed	LISTED End of month	LISTED End of month
Total	4 925	964	4 551	4 102
Warrants	1182	233	1102	468
Certificates	3743	731	3449	3634
ISSUERS	4 925	964	4 551	4 102
ABN AMRO	2332	274	2210	2355
ASSET-BACKED OBLIGATIE LTD	6	0	6	6
BARCLAYS BANK P.L.C.	37	0	38	38
BNP PARIBAS	12	0	12	12
CITIGROUP	356	198	295	286
COMMERZBANK	1021	263	910	700
CREDIT SUISSE	16	1	15	15
DEUTSCHE BANK	31	0	31	33
ETF SECURITIES	32	0	32	32
ING	840	227	758	354
JP MORGAN	27	0	27	26
MERRILL LYNCH	23	0	23	27
RABOBANK	136	0	139	152
ROBECO	7	0	7	6
SOCIETE GENERALE	5	0	5	2
UBS	19	0	19	19
OTHERS	25	1	24	39

Main Indicators						
MARKET SEGMENT	Trading (single counted)					
	August 2009		July 2009		Since 1st January 2009 *	
	Number of trades	Turnover EUR ML	Number of trades	Turnover EUR ML	Number of trades	Turnover EUR ML
Total	164 550	1 010,6	168 615	1 022,1	1 669 094	7 995,2
Warrants	58758	292,7	56885	287,2	785129	1996,8
Certificates	105792	717,9	111730	734,9	883965	5998,5
ISSUERS	164 550	1 010,6	168 615	1 022,1	1 669 094	7 995,2
ABN AMRO	93145	621,3	100232	630,2	802115	4881,2
ASSET-BACKED OBLIGATIE LTD	1183	22,9	1833	29,5	10510	109,7
BARCLAYS BANK P.L.C.	62	1,0	55	1,1	639	12,7
BNP PARIBAS	7	0,2	8	0,0	39	0,5
CITIGROUP	4443	15,8	3876	11,4	28805	123,5
COMMERZBANK	6515	32,1	4401	13,5	22007	86,0
CREDIT SUISSE	80	1,7	0	0,0	80	1,7
DEUTSCHE BANK	233	5,8	127	4,3	1452	39,8
ETF SECURITIES	301	15,1	276	17,0	4315	208,2
ING	55367	222,9	53517	214,9	766610	1696,9
JP MORGAN	43	0,4	41	0,5	326	5,7
MERRILL LYNCH	53	1,6	30	0,9	401	5,1
RABOBANK	2539	56,6	3607	84,9	24130	626,7
ROBECO	106	2,2	103	2,6	814	15,6
SOCIETE GENERALE	7	0,1	3	0,0	23	0,2
UBS	2	0,0	6	0,1	114	0,9
OTHERS	464	10,9	500	11,2	6714	180,6

Most Traded Instruments (single counted)									
Warrants					Certificates				
ISIN	Name	Issuer	Turnover EUR ML	Number of trades	ISIN	Name	Issuer	Turnover EUR ML	Number of trades
NL0009062496	AAB AEX CW 280	ABN AMRO	1,4	209	NL0009176163	AAB AEX TL 275	ABN AMRO	48,2	5592
NL0009173830	AAB AEX CW 280	ABN AMRO	1,0	166	NL0006467706	AAB AEX TS 299	ABN AMRO	30,9	6175
NL0006522153	AAB AEX CW 280	ABN AMRO	0,8	104	NL0006445546	AAB AEX TS 308	ABN AMRO	29,8	4241
NL0006522146	AAB AEX CW 240	ABN AMRO	0,6	21	NL0009176593	AAB AEX TL 281	ABN AMRO	28,8	3143
NL0009173822	AAB AEX CW 240	ABN AMRO	0,4	21	NL0009176866	AAB AEX TS 295	ABN AMRO	28,8	4229
NL0009068493	AAB AEX CW 280	ABN AMRO	0,4	40	NL0009112168	ING AEX SPL 280	ING	23,4	5762
NL0009068535	AAB AEX PW 280	ABN AMRO	0,3	24	NL0009175702	AAB AEX TL 269	ABN AMRO	21,6	2541
NL0009068527	AAB AEX PW 240	ABN AMRO	0,3	42	NL0009178136	AAB AEX TL 285	ABN AMRO	20,3	2101
NL0009068485	AAB AEX CW 240	ABN AMRO	0,2	8	NL0006421109	ING AEX SPS 305	ING	16,8	5744
NL0009062462	AAB AEX PW 240	ABN AMRO	0,2	35	NL0006469116	AAB AEX TS 291	ABN AMRO	12,9	2607

Amsterdam, Bruxelles, Lisbon and Paris market places, central order book only

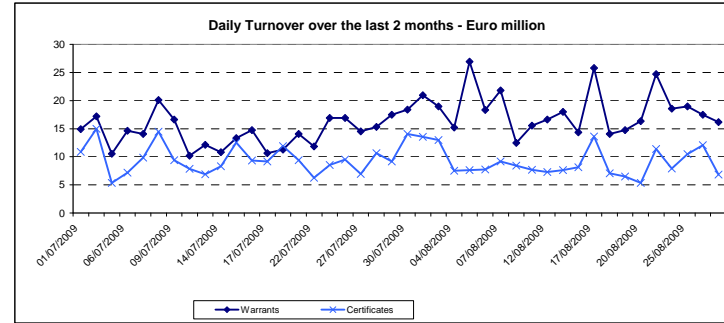
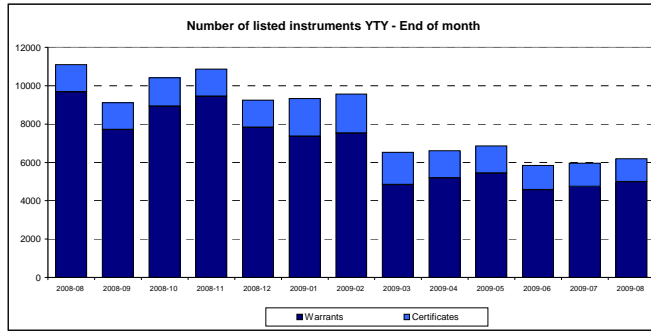
* : Since 1st May, 2005, modification of the warrants and certificates market model regarding trades for valuation purposes

** : All issuers who have less than 5 products listed at current month end

All information contained on or available on this page (the Content) is for general information purposes only. Although this information has been compiled with great care, neither Euronext, nor its servants nor agents, shall accept any responsibility for nor shall it be bound in any way by the contents of this document. In no event shall Euronext be liable for any loss or damages of any nature resulting from, arising out of or in connection with the Content.

All proprietary rights and interest in the Content, or connected with the Content, shall be vested in Euronext. No part of the Content may be redistributed or reproduced in any form or by any means or used to make any derivative work without written permission from Euronext

Central order book only



Main Indicators				
MARKET SEGMENT	Listing August 2009		July 2009	31 Dec 2008
	LISTED End of month	MONTH New listed	LISTED End of month	LISTED End of month
	Total	6 192	771	5 955
Warrants	4996	751	4743	7831
Certificates	1196	20	1212	1419
ISSUERS				
Total	6 192	771	5 955	9 250
ABN AMRO	188	0	190	219
BNP PARIBAS	1276	90	1249	1619
CITIGROUP	871	352	703	666
COMMERZBANK	2051	294	1965	3099
ETF SECURITIES	42	0	42	42
GOLDMAN SACHS	14	0	14	32
MERRILL LYNCH	22	0	22	27
SOCIETE GENERALE	1457	35	1472	1885
UNICREDIT	270	0	297	176
OTHERS	1	0	1	1485

Main Indicators						
MARKET SEGMENT	Trading (single counted) August 2009		July 2009	Since 1st January 2009 *		
	Number of trades	Turnover EUR ML	Number of trades	Turnover EUR ML	Number of trades	Turnover EUR ML
	Total	166 208	566,5	168 358	563,5	1 564 387
Warrants	135615	379,7	133445	337,5	1131029	3 638,5
Certificates	30593	186,9	34913	226,0	433358	2 715,1
ISSUERS						
Total	166 208	566,5	168 358	563,5	1 564 387	6 353,6
ABN AMRO	3593	12,3	1847	6,8	16800	74,4
BNP PARIBAS	40112	117,6	41400	110,8	426571	1 522,1
CITIGROUP	41440	77,9	50173	88,1	350585	735,0
COMMERZBANK	40006	117,2	39425	112,4	344014	1 105,8
ETF SECURITIES	3822	78,9	3556	101,7	39524	1 041,8
GOLDMAN SACHS	27	0,0	35	0,0	304	0,4
MERRILL LYNCH	2	0,0	11	0,0	221	1,2
SOCIETE GENERALE	35647	158,1	30876	141,8	262310	1 440,1
UNICREDIT	1559	4,4	1035	1,8	11816	30,8
OTHERS	0	0,0	0	0,0	112242	401,9

Most Traded Instruments (single counted)									
Warrants					Certificates				
ISIN	Name	Issuer	Turnover EUR ML	Number of trades	ISIN	Name	Issuer	Turnover EUR ML	Number of trades
FR0010707240	CAC40 3500C 0909S	SOCIETE GENERALE	6,2	957	GB00B00FHZ82	GOLD BULLION SEC	ETF SECURITIES	24,9	1239
FR0010722561	CAC40 3600C 0909S	SOCIETE GENERALE	6,1	1348	GB00B15KY104	ETFS NATURAL GAS	ETF SECURITIES	9,4	1139
DE000CG2CBA9	CAC40 3600TS 0909C	CITIGROUP	6,0	2616	GB00B0CTWV01	ETFS BRENT OIL SEC	ETF SECURITIES	8,4	249
CAC40 3550TS 0909C	CAC40 3300C 0809S	SOCIETE GENERALE	5,5	2977	GB00B15KXV33	ETFS CRUDE OIL	ETF SECURITIES	7,6	354
FR0010758045	CAC40 3300C 0809S	SOCIETE GENERALE	5,4	360	FR0010371484	NAT.GAZ QOG AB	ABN AMRO	7,1	2182
FR0010694976	SOGEN 70C 0312S	SOCIETE GENERALE	5,1	5	FR0010511535	BRENT PI OPENS	SOCIETE GENERALE	6,9	622
FR0010707307	CAC40 3500P 0909S	SOCIETE GENERALE	4,5	1006	GB00B15KY658	ETFS SUGAR	ETF SECURITIES	4,5	94
FR0010707398	CAC40 3400P 1209S	SOCIETE GENERALE	4,4	693	GB00B0CTWV84	ETFS WTI OIL SEC	ETF SECURITIES	4,4	43
FR0010722637	CAC40 3400P 0909S	SOCIETE GENERALE	4,3	1380	NL0009130780	CAC40 3600TS 0909B	BNP PARIBAS	3,8	2040
DE000CG2DFN1	CAC40 3575TS 0909C	CITIGROUP	4,2	2208	NL0009130525	CAC40 3300TPL1209B	BNP PARIBAS	3,4	914

Amsterdam, Bruxelles, Lisbon and Paris market places, central order book only

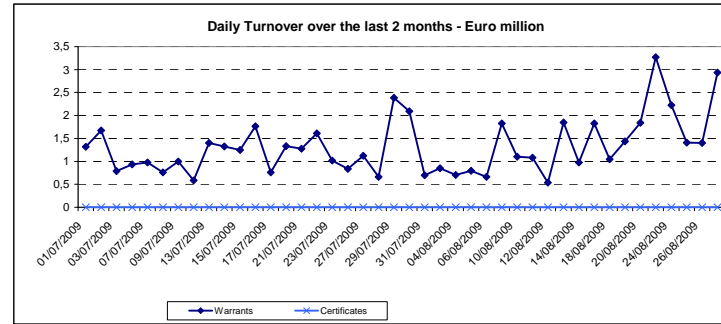
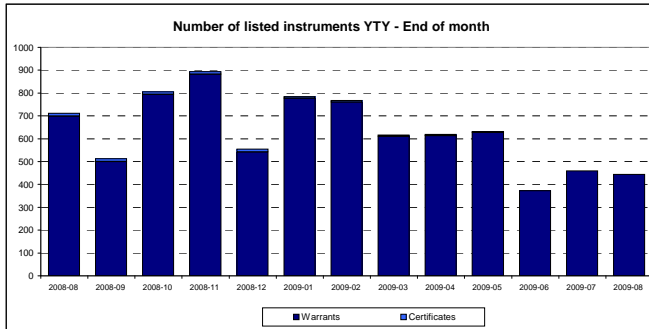
* : Since 1st May, 2005, modification of the warrants and certificates market model regarding trades for valuation purposes

** : All issuers who have less than 5 products listed at current month end

All information contained on or available on this page (the Content) is for general information purposes only. Although this information has been compiled with great care, neither Euronext, nor its servants nor agents, shall accept any responsibility for nor shall it be bound in any way by the contents of this document. In no event shall Euronext be liable for any loss or damages of any nature resulting from, arising out of or in connection with the Content.

All proprietary rights and interest in the Content, or connected with the Content, shall be vested in Euronext. No part of the Content may be redistributed or reproduced in any form or by any means or used to make any derivative work without written permission from Euronext

Central order book only



Main Indicators				
Listing				
MARKET SEGMENT	August 2009		July 2009	31 Dec 2008
	LISTED End of month	MONTH New listed	LISTED End of month	LISTED End of month
Total	444	92	459	554
Warrants	444	92	459	542
Certificates	0	0	0	12
ISSUERS	444	92	459	549
CITIGROUP	324	63	316	220
COMMERZBANK	120	29	143	325
UBS	0	0	0	4

Main Indicators					
Trading (single counted)					
MARKET SEGMENT	August 2009		July 2009	Since 1st January 2009 *	
	Number of trades	Turnover EUR ML	Number of trades	Number of trades	Turnover EUR ML
Total	7 869	30,3	8 978	108 998	427,1
Warrants	7869	30,3	8978	108996	427,0
Certificates	0	0,0	0	2	0,1
ISSUERS	7 869	30,3	8 978	108 998	427,1
CITIGROUP	4546	13,5	5585	46149	174,3
COMMERZBANK	3323	16,8	3393	62849	252,8
UBS	0	0,0	0	0	0,0

Most Traded Instruments (single counted)									
Warrants					Certificates				
ISIN	Name	Issuer	Turnover EUR ML	Number of trades	ISIN	Name	Issuer	Turnover EUR thds	Number of trades
DE000CM5EAH7	DAX 5200C 0909Z	COMMERZBANK	4,5	68					
DE000CG2B0W8	DAX 5200C 0909C	CITIGROUP	3,2	370					
DE000CM5EFE3	DAX 5100TL 0909Z	COMMERZBANK	2,3	317					
DE000CM5EFR5	DAX 5050TL 0909Z	COMMERZBANK	1,8	28					
DE000CG2B0X6	DAX 5400C 0909C	CITIGROUP	1,5	244					
DE000CM5EFD5	DAX 5700TS 0909Z	COMMERZBANK	1,2	208					
DE000CM5EAC8	DAX 5200C 0809Z	COMMERZBANK	1,0	15					
DE000CM5EFB9	DAX 5550TS 0909Z	COMMERZBANK	0,9	183					
DE000CG2B0Y4	DAX 5600C 0909C	CITIGROUP	0,8	220					
DE000CM5EFC7	DAX 5650TS 0909Z	COMMERZBANK	0,8	128					

Amsterdam, Bruxelles, Lisbon and Paris market places, central order book only

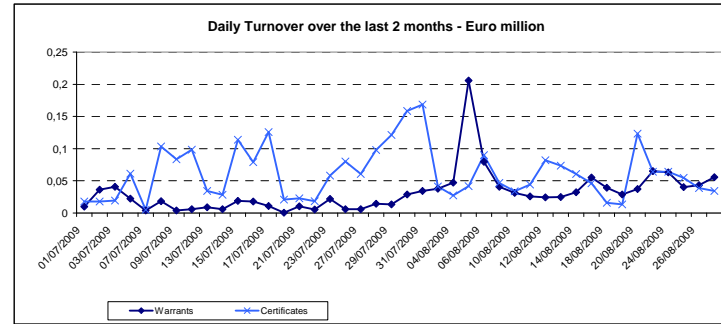
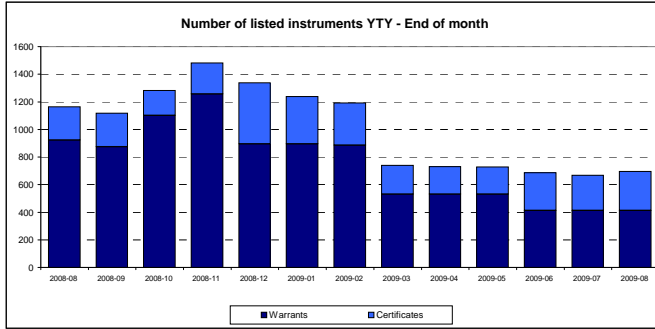
* : Since 1st May, 2005, modification of the warrants and certificates market model regarding trades for valuation purposes

** : All issuers who have less than 5 products listed at current month end

All information contained on or available on this page (the Content) is for general information purposes only. Although this information has been compiled with great care, neither Euronext, nor its servants nor agents, shall accept any responsibility for nor shall it be bound in any way by the contents of this document. In no event shall Euronext be liable for any loss or damages of any nature resulting from, arising out of or in connection with the Content.

All proprietary rights and interest in the Content, or connected with the Content, shall be vested in Euronext. No part of the Content may be redistributed or reproduced in any form or by any means or used to make any derivative work without written permission from Euronext

Central order book only



Main Indicators				
Listing				
	August 2009		July 2009	31 Dec 2008
	LISTED End of month	MONTH New listed	LISTED End of month	LISTED End of month
MARKET SEGMENT				
Total	695	46	667	1 337
Warrants	412	0	412	894
Certificates	283	46	255	443
ISSUERS				
Total	695	46	667	1 337
COMMERZBANK	695	46	667	1337

Main Indicators					
Trading (single counted)					
	August 2009		July 2009	Since 1st January 2009 *	
	Number of trades	Turnover EUR ML	Number of trades	Turnover EUR ML	Number of trades
MARKET SEGMENT					
Total	1 016	2,2	766	1,9	5 914
Warrants	474	1,1	233	0,3	2697
Certificates	542	1,2	533	1,6	3217
ISSUERS					
Total	1 016	2,2	766	1,9	5 914
COMMERZBANK	1016	2,2	766	1,9	5914

Most Traded Instruments (single counted)									
Warrants					Certificates				
ISIN	Name	Issuer	Turnover EUR thds	Number of trades	ISIN	Name	Issuer	Turnover EUR ML	Number of trades
DE000CM3WZM1	TOMTO 3,31NRC0909Z	COMMERZBANK	114,2	5	DE000CM3XCJ4	OMEGA 21TL OPENZ	COMMERZBANK	140049,7	22
DE000CM3WUZ4	AEGON 4NRC0909Z	COMMERZBANK	88,5	11	DE000CM3XCW7	UMICO 14TL OPENZ	COMMERZBANK	99237,5	35
DE000CM3WYD3	KBC 20NRC0909Z	COMMERZBANK	74,7	27	DE000CM3XAS9	INDEV 22TL OPENZ	COMMERZBANK	91174,5	58
DE000CM3XJH3	ING 9NRC1209Z	COMMERZBANK	66,2	24	DE000CM3XDY1	ARCMII 18TL OPENZ	COMMERZBANK	63475,0	10
DE000CM3VYE3	UCB 25NRC0909Z	COMMERZBANK	53,6	8	DE000CM3XBG2	DEXIA 4,5TL OPENZ	COMMERZBANK	52680,5	17
DE000CM3WYU7	OMEGA 25NRC0909Z	COMMERZBANK	51,6	9	DE000CM3UZP8	GBL 4,5TL OPENZ	COMMERZBANK	52195,1	15
DE000CM3WRU0	UCB 25NRC1209Z	COMMERZBANK	50,4	9	DE000CM3XCH8	NYRST 5TL OPENZ	COMMERZBANK	51457,6	33
DE000CM3XJ9	ING 11NRC1209Z	COMMERZBANK	45,8	25	DE000CM3XDP9	FORTS 3,5TS OPENZ	COMMERZBANK	50470,0	9
DE000CM3XJQ4	KBC 20NRC1209Z	COMMERZBANK	42,6	48	DE000CM3XC8	SHELL 16TL OPENZ	COMMERZBANK	39600,0	1
DE000CM3WVL2	AXA 15NRC0909Z	COMMERZBANK	33,9	5	DE000CM3WBB5	AHOLD 7,2TL OPENZ	COMMERZBANK	38650,0	5

Amsterdam, Bruxelles, Lisbon and Paris market places, central order book only

* : Since 1st May, 2005, modification of the warrants and certificates market model regarding trades for valuation purposes

** : All issuers who have less than 5 products listed at current month end

All information contained on or available on this page (the Content) is for general information purposes only. Although this information has been compiled with great care, neither Euronext, nor its servants nor agents, shall accept any responsibility for

nor shall it be bound in any way by the contents of this document. In no event shall Euronext be liable for any loss or damages of any nature resulting from, arising out of or in connection with the Content.

All proprietary rights and interest in the Content, or connected with the Content, shall be vested in Euronext. No part of the Content may be redistributed or reproduced in any form or by any means or used to make any derivative work without written permission from Euronext