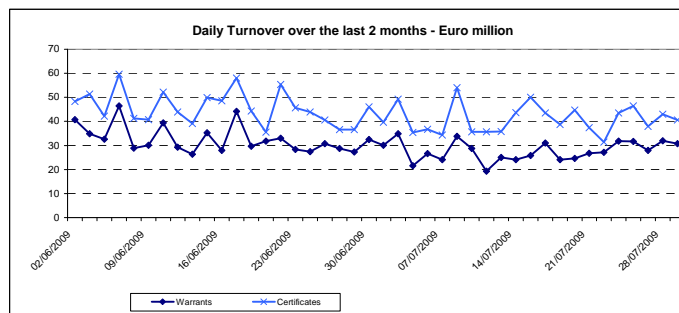
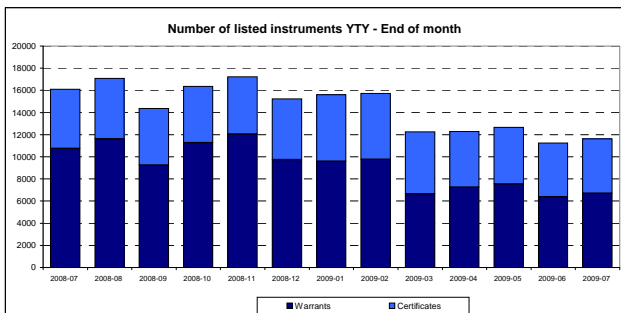


Central order book only



Main Indicators				
Listing				
MARKET SEGMENT	July 2009		June 2009	31 Dec 2008
	LISTED End of month	MONTH New listed	LISTED End of month	LISTED End of month
<b>Total</b>	<b>11 632</b>	<b>1 684</b>	<b>11 232</b>	<b>15 243</b>
Warrants	6716	1037	6395	9735
Certificates	4916	647	4837	5508
<b>ISSUERS</b>	<b>11 632</b>	<b>1 684</b>	<b>11 232</b>	<b>15 243</b>
ABN AMRO	2400	213	2310	2574
ASSET-BACKED OBLIGATIE LTD	6	0	6	6
BARCLAYS BANK P.L.C.	38	0	38	38
BNP PARIBAS	1261	85	1232	1631
CITIGROUP	1314	635	1045	1172
COMMERZBANK	3685	474	3687	5461
CREDIT SUISSE	15	0	15	15
DEUTSCHE BANK	31	0	31	33
ETF SECURITIES	74	0	74	74
GOLDMAN SACHS	14	0	16	32
ING	758	189	690	354
JP MORGAN	27	0	27	26
MERRILL LYNCH	45	0	45	54
RABOBANK	139	1	142	152
ROBECO	7	1	6	6
SOCIETE GENERALE	1477	86	1527	1887
UBS	19	0	19	23
UNICREDIT	297	0	297	176
OTHERS	25	0	25	1529

Main Indicators						
Trading (single counted)						
MARKET SEGMENT	July 2009		June 2009	Since 1st January 2009 *		
	Number of trades	Turnover EUR ML	Number of trades	Turnover EUR ML	Number of trades	Turnover EUR ML
<b>Total</b>	<b>346 717</b>	<b>1 615,1</b>	<b>373 699</b>	<b>1 716,1</b>	<b>3 008 750</b>	<b>13 183,9</b>
Warrants	199541	652,6	215887	719,8	1825135	5363,7
Certificates	147176	962,5	157812	996,3	1183615	7820,2
<b>ISSUERS</b>	<b>346 717</b>	<b>1 615,1</b>	<b>373 699</b>	<b>1 716,1</b>	<b>3 008 750</b>	<b>13 183,9</b>
ABN AMRO	102079	637,1	106786	589,8	722177	4 322,0
ASSET-BACKED OBLIGATIE LTD	1833	29,5	2034	30,2	9327	86,8
BARCLAYS BANK P.L.C.	55	1,1	97	2,2	577	11,7
BNP PARIBAS	41408	110,8	54012	177,9	386491	1 404,8
CITIGROUP	59634	116,7	61274	130,4	375110	925,6
COMMERZBANK	47985	138,2	51749	127,0	383924	1 293,9
CREDIT SUISSE	0	0,0	0	0,0	0	0,0
DEUTSCHE BANK	127	4,3	145	5,2	1219	34,1
ETF SECURITIES	3832	118,7	5313	169,6	39716	1 156,0
GOLDMAN SACHS	35	0,0	58	0,0	277	0,4
ING	53517	214,9	59609	241,5	711243	1 474,0
JP MORGAN	41	0,5	31	0,7	283	5,3
MERRILL LYNCH	41	0,9	275	0,6	567	4,7
RABOBANK	3607	84,9	2637	73,6	21591	570,2
ROBECO	103	2,6	87	2,1	708	13,4
SOCIETE GENERALE	30879	141,8	27791	140,7	226679	1 282,2
UBS	6	0,1	28	0,3	112	0,9
UNICREDIT	1035	1,8	1029	2,6	10257	26,4
OTHERS	500	11,2	744	22,0	118492	571,6

Most Traded Instruments (single counted)											
Warrants					Certificates						
ISIN	Location	Name	Issuer	Turnover EUR ML	Number of trades	ISIN	Location	Name	Issuer	Turnover EUR ML	Number of trades
NL0009110253	Amsterdam	ING AEX SPS 261	ING	12,2	3168	GB00B00FH282	Paris	GOLD BULLION SEC	ETF SECURITIES	32,5	1347
NL0009106863	Amsterdam	ING AEX SPL 241	ING	11,6	2896	NL0009173657	Amsterdam	AAB AEX TS 265	ABN AMRO	30,3	4233
NL0009111046	Amsterdam	ING AEX SPL 265	ING	9,9	2324	NL0006474744	Amsterdam	AAB AEX TS 290	ABN AMRO	28,3	4554
NL0000117505	Amsterdam	AAB HOTCOM 0%11	ABN AMRO	9,2	96	NL0006474736	Amsterdam	AAB AEX TS 271	ABN AMRO	27,9	4555
FR0010757997	Paris	CAC40 3200P 0709S	SOCIETE GENERALE	8,7	651	NL0009175231	Amsterdam	AAB AEX TL 265	ABN AMRO	25,5	2284
NL0009107580	Amsterdam	ING AEX SPS 280	ING	8,2	2352	NL0009071778	Amsterdam	AAB AEX TL 240	ABN AMRO	22,5	3476
NL0006424046	Amsterdam	ING AEX SPS 290	ING	8,2	2862	NL0009071786	Amsterdam	AAB AEX TL 244	ABN AMRO	20,6	3554
NL0006408858	Amsterdam	ING AEX SPS 280	ING	7,6	2610	NL0009175058	Amsterdam	AAB AEX TL 255	ABN AMRO	20,2	2145
DE000C2G2CSK2	Paris	CAC40 3250TS 0909C	CITIGROUP	7,4	3572	NL0006467706	Amsterdam	AAB AEX TS 300	ABN AMRO	20,0	3558
FR0010707299	Paris	CAC40 3000P 0909S	SOCIETE GENERALE	6,8	1272	NL0009107133	Amsterdam	AAB AEX TS 287	ABN AMRO	18,2	2940

Amsterdam, Bruxelles, Lisbon and Paris market places, central order book only

\*: Since 1st May, 2005, modification of the warrants and certificates market model regarding trades for valuation purposes

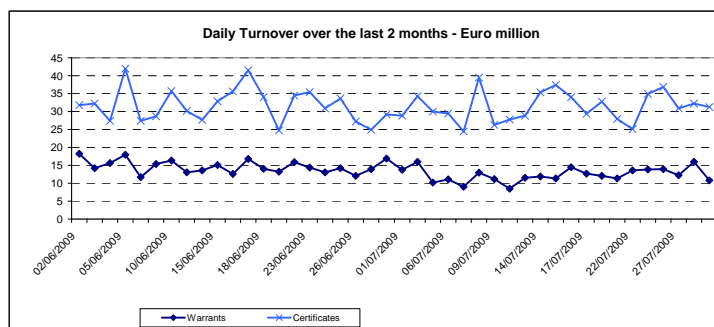
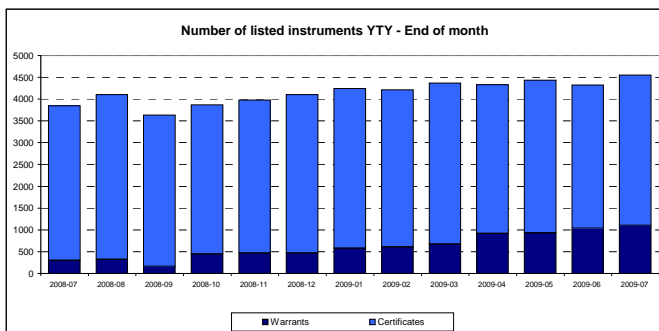
\*\* : All issuers who have less than 5 products listed at current month end

All information contained on or available on this page (the Content) is for general information purposes only. Although this information has been compiled with great care, neither Euronext, nor its servants nor agents, shall accept any responsibility for

nor shall it be bound in any way by the contents of this document. In no event shall Euronext be liable for any loss or damages of any nature resulting from, arising out of or in connection with the Content.

All proprietary rights and interest in the Content, or connected with the Content, shall be vested in Euronext. No part of the Content may be redistributed or reproduced in any form or by any means or used to make any derivative work without written permission from Euronext

Central order book only



Main Indicators				
MARKET SEGMENT	Listing			
	July 2009		31 Dec 2008	
	LISTED End of month	MONTH New listed	LISTED End of month	LISTED End of month
<b>Total</b>	<b>4 551</b>	<b>772</b>	<b>4 328</b>	<b>4 102</b>
Warrants	1102	191	1034	468
Certificates	3449	581	3294	3634
<b>ISSUERS</b>	<b>4 551</b>	<b>772</b>	<b>4 328</b>	<b>4 102</b>
ABN AMRO	2210	213	2120	2355
ASSET-BACKED OBLIGATIE LTD	6	0	6	6
BARCLAYS BANK P.L.C.	38	0	38	38
BNP PARIBAS	12	0	12	12
CITIGROUP	295	210	231	286
COMMERZBANK	910	157	908	700
CREDIT SUISSE	15	0	15	15
DEUTSCHE BANK	31	0	31	33
ETF SECURITIES	32	0	32	32
ING	758	189	690	354
J.P. MORGAN	27	0	27	26
MERRILL LYNCH	23	0	23	27
RABOBANK	139	1	142	152
ROBEKO	7	1	6	6
SOCIETE GENERALE	5	1	4	2
UBS	19	0	19	19
OTHERS	24	0	24	39

Main Indicators						
MARKET SEGMENT	Trading (single counted)					
	July 2009		June 2009		Since 1st January 2009 *	
	Number of trades	Turnover EUR ML	Number of trades	Turnover EUR ML	Number of trades	Turnover EUR ML
<b>Total</b>	<b>168 615</b>	<b>1 022,1</b>	<b>176 882</b>	<b>1 010,5</b>	<b>1 504 544</b>	<b>6 984,6</b>
Warrants	56885	287,2	63113	319,0	726371	1704,1
Certificates	111730	734,9	113769	691,5	778173	5280,5
<b>ISSUERS</b>	<b>168 615</b>	<b>1 022,1</b>	<b>176 882</b>	<b>1 010,5</b>	<b>1 504 544</b>	<b>6 984,6</b>
ABN AMRO	100232	630,2	104774	580,1	708970	4259,8
ASSET-BACKED OBLIGATIE LTD	1833	29,5	2034	30,2	9327	86,8
BARCLAYS BANK P.L.C.	55	1,1	97	2,2	577	11,7
BNP PARIBAS	8	0,0	2	0,0	32	0,4
CITIGROUP	3876	11,4	3164	13,4	24362	107,7
COMMERZBANK	4401	13,5	2859	7,5	15492	53,9
CREDIT SUISSE	0	0,0	0	0,0	0	0,0
DEUTSCHE BANK	127	4,3	145	5,2	1219	34,1
ETF SECURITIES	276	17,0	477	31,4	4014	193,1
ING	53517	214,9	59609	241,5	711243	1474,0
J.P. MORGAN	41	0,5	31	0,7	283	5,3
MERRILL LYNCH	30	0,9	191	0,4	348	3,5
RABOBANK	3607	84,9	2637	73,6	21591	570,2
ROBEKO	103	2,6	87	2,1	708	13,4
SOCIETE GENERALE	3	0,0	4	0,0	16	0,1
UBS	6	0,1	28	0,3	112	0,9
OTHERS	500	11,2	743	22,0	6250	169,7

Most Traded Instruments (single counted)									
Warrants					Certificates				
ISIN	Name	Issuer	Turnover EUR tnds	Number of trades	ISIN	Name	Issuer	Turnover EUR ML	Number of trades
NL0009110253	ING AEX SPS 261	ING	12176,3	3168	NL0009173657	AAB AEX TS 265	ABN AMRO	30,3	4233
NL0009106863	ING AEX SPL 241	ING	11621,9	2896	NL0006474744	AAB AEX TS 280	ABN AMRO	28,3	4554
NL0009111046	ING AEX SPL 265	ING	9880,6	2324	NL0006474736	AAB AEX TS 271	ABN AMRO	27,9	4595
NL0000117505	AAB HOTCOM 0%11	ABN AMRO	9176,3	96	NL0009175231	AAB AEX TL 265	ABN AMRO	25,5	2284
NL0009107580	ING AEX SPS 280	ING	8203,5	2352	NL0009071778	AAB AEX TL 240	ABN AMRO	22,5	3476
NL0006424046	ING AEX SPS 290	ING	8173,0	2852	AAB AEX TL 244	ABN AMRO	20,6	3554	
NL0006408558	ING AEX SPS 280	ING	7603,1	2610	NL0009175058	AAB AEX TL 255	ABN AMRO	20,2	2145
NL0009109305	ING AEX SPS 267	ING	6797,1	2193	NL0006467706	AAB AEX TS 300	ABN AMRO	20,0	3558
NL0009107598	ING AEX SPS 290	ING	5869,5	1823	NL0009170133	AAB AEX TS 287	ABN AMRO	18,2	2940
NL0009111004	ING AEX SPL 250	ING	5572,2	1051	NL0009170125	AAB AEX TS 277	ABN AMRO	18,1	3200

Amsterdam, Bruxelles, Lisbon and Paris market places, central order book only

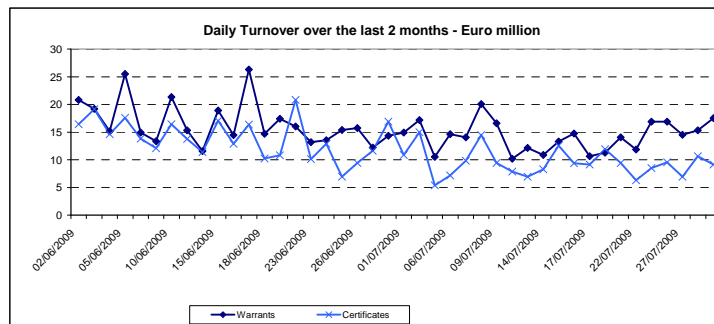
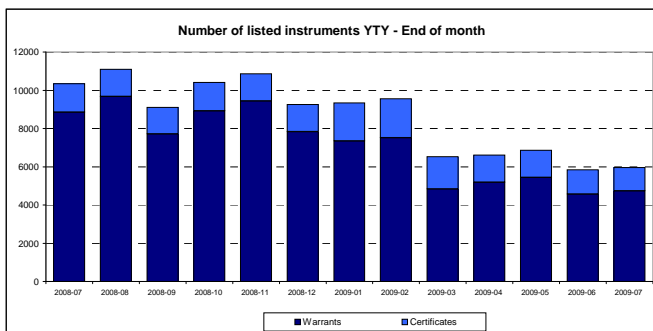
\* : Since 1st May, 2005, modification of the warrants and certificates market model regarding trades for valuation purposes

\*\* : All issuers who have less than 5 products listed at current month end

All information contained on or available on this page (the Content) is for general information purposes only. Although this information has been compiled with great care, neither Euronext, nor its servants nor agents, shall accept any responsibility for nor shall it be bound in any way by the contents of this document. In no event shall Euronext be liable for any loss or damages of any nature resulting from, arising out of or in connection with the Content.

All proprietary rights and interest in the Content, or connected with the Content, shall be vested in Euronext. No part of the Content may be redistributed or reproduced in any form or by any means or used to make any derivative work without written permission from Euronext

Central order book only



Main Indicators				
MARKET SEGMENT	Listing			
	July 2009		June 2009	31 Dec 2008
	LISTED End of month	MONTH New listed	LISTED End of month	LISTED End of month
<b>Total</b>	<b>5 955</b>	<b>717</b>	<b>5 845</b>	<b>9 250</b>
Warrants	4743	651	4576	7831
Certificates	1212	66	1269	1419
<b>ISSUERS</b>	<b>5 955</b>	<b>717</b>	<b>5 845</b>	<b>9 250</b>
ABN AMRO	190	0	190	219
BNP PARIBAS	1249	85	1220	1619
CITIGROUP	703	308	554	666
COMMERZBANK	1965	239	1980	3099
ETF SECURITIES	42	0	42	42
GOLDMAN SACHS	14	0	16	32
MERRILL LYNCH	22	0	22	27
SOCIETE GENERALE	1472	85	1523	1885
UNICREDIT	297	0	297	176
OTHERS	1	0	1	1485

Main Indicators						
MARKET SEGMENT	Trading (single counted)					
	July 2009		June 2009	Since 1st January 2009 *		
	Number of trades	Turnover EUR ML	Number of trades	Turnover EUR ML	Number of trades	Turnover EUR ML
<b>Total</b>	<b>168 358</b>	<b>563,5</b>	<b>186 202</b>	<b>674,6</b>	<b>1 398 179</b>	<b>5 787,0</b>
Warrants	133445	337,5	142580	370,8	995414	3 258,8
Certificates	34913	226,0	43622	303,8	402765	2 528,2
<b>ISSUERS</b>	<b>168 358</b>	<b>563,5</b>	<b>186 202</b>	<b>674,6</b>	<b>1 398 179</b>	<b>5 787,0</b>
ABN AMRO	1847	6,8	2012	9,7	13207	62,1
BNP PARIBAS	41400	110,8	54010	177,9	386459	1 404,5
CITIGROUP	50173	88,1	51947	95,9	309145	657,0
COMMERZBANK	39425	112,4	44438	109,5	304008	988,5
ETF SECURITIES	3556	101,7	4836	138,2	35702	962,9
GOLDMAN SACHS	35	0,0	58	0,0	277	0,4
MERRILL LYNCH	11	0,0	84	0,1	219	1,2
SOCIETE GENERALE	30876	141,8	27787	140,7	226663	1 282,0
UNICREDIT	1035	1,8	1029	2,6	10257	26,4
OTHERS	0	0,0	1	0,0	112242	401,9

Most Traded Instruments (single counted)									
Warrants					Certificates				
ISIN	Name	Issuer	Turnover EUR ML	Number of trades	ISIN	Name	Issuer	Turnover EUR ML	Number of trades
FR0010757997	CAC40 3200P 0709S	SOCIETE GENERALE	8,7	651	GB00B00FHZ82	GOLD BULLION SEC	ETF SECURITIES	32,5	1347
DE000CG2CSK2	CAC40 3250TS 0909C	CITIGROUP	7,4	3572	GB00B15KXV33	ETFS CRUDE OIL	ETF SECURITIES	12,7	490
FR0010707299	CAC40 3000P 0909S	SOCIETE GENERALE	6,8	1272	GB00B0CTVK84	ETFS WTI OIL SEC	ETF SECURITIES	11,9	117
FR0010770909	CAC40 3500P 0809S	SOCIETE GENERALE	5,6	465	GB00B15KY104	ETFS NATURAL GAS	ETF SECURITIES	9,8	582
FR0010758045	CAC40 3300C 0809S	SOCIETE GENERALE	5,4	801	GB00B0CTWC01	ETFS BRENT OIL SEC	ETF SECURITIES	8,7	278
DE000CG2CAV5	CAC40 3400TS 0909C	CITIGROUP	5,2	1406	NL0009132422	CAC40 3300TPS0909B	BNP PARIBAS	6,1	2631
DE000CG2CAY1	CAC40 3500TS 0909C	CITIGROUP	5,1	1503	NL0009116110	CAC40 3400TS 0909B	BNP PARIBAS	5,9	2250
FR0010758037	CAC40 3100C 0809S	SOCIETE GENERALE	4,5	551	FR0010511535	BRENT PI OPENS	SOCIETE GENERALE	5,8	681
DE000CG2CAX3	CAC40 3450TS 0909C	CITIGROUP	4,1	2073	GB00B15KXX56	ETFS GOLD	ETF SECURITIES	5,1	97
FR0010770842	CAC40 3200C 0809S	SOCIETE GENERALE	4,0	654	FR0010673350	GOLD P100PENS	SOCIETE GENERALE	4,2	201

Amsterdam, Bruxelles, Lisbon and Paris market places, central order book only

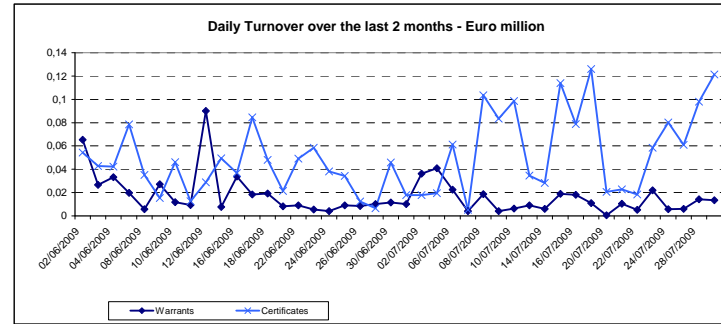
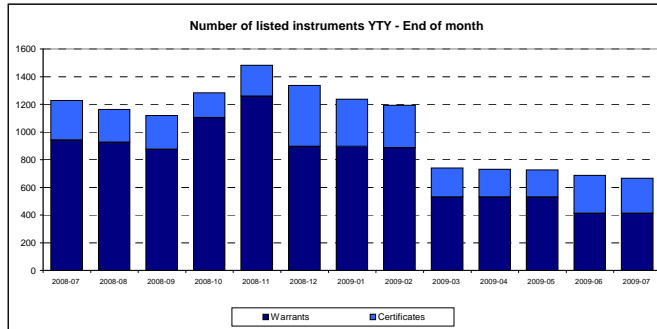
\* : Since 1st May, 2005, modification of the warrants and certificates market model regarding trades for valuation purposes

\*\* : All issuers who have less than 5 products listed at current month end

All information contained on or available on this page (the Content) is for general information purposes only. Although this information has been compiled with great care, neither Euronext, nor its servants nor agents, shall accept any responsibility for nor shall it be bound in any way by the contents of this document. In no event shall Euronext be liable for any loss or damages of any nature resulting from, arising out of or in connection with the Content.

All proprietary rights and interest in the Content, or connected with the Content, shall be vested in Euronext. No part of the Content may be redistributed or reproduced in any form or by any means or used to make any derivative work without written permission from Euronext

Central order book only



Main Indicators				
Listing				
	July 2009		June 2009	31 Dec 2008
	LISTED End of month	MONTH New listed	LISTED End of month	LISTED End of month
<b>MARKET SEGMENT</b>				
<b>Total</b>	<b>667</b>	<b>0</b>	<b>686</b>	<b>1 337</b>
Warrants	412	0	412	894
Certificates	255	0	274	443
<b>ISSUERS</b>				
<b>Total</b>	<b>667</b>	<b>0</b>	<b>686</b>	<b>1 337</b>
COMMERZBANK	667	0	686	1337

Main Indicators					
Trading (single counted)					
	July 2009		June 2009	Since 1st January 2009 *	
	Number of trades	Turnover EUR ML	Number of trades	Turnover EUR ML	Number of trades
<b>MARKET SEGMENT</b>					
<b>Total</b>	<b>766</b>	<b>1,9</b>	<b>682</b>	<b>1,5</b>	<b>4 898</b>
Warrants	233	0,3	261	0,5	2223
Certificates	533	1,6	421	1,0	2675
<b>ISSUERS</b>					
<b>Total</b>	<b>766</b>	<b>1,9</b>	<b>682</b>	<b>1,5</b>	<b>4 898</b>
COMMERZBANK	766	1,9	682	1,5	4898

Most Traded Instruments (single counted)									
Warrants					Certificates				
ISIN	Name	Issuer	Turnover EUR thds	Number of trades	ISIN	Name	Issuer	Turnover EUR ML	Number of trades
DE000CM3VYE3	UCB 25NRC0909Z	COMMERZBANK	101,4	19	DE000CM3XBC1	BNP 40TL OPENZ	COMMERZBANK	458482,0	48
DE000CM3WYL4	ARCM1 20NRC0909Z	COMMERZBANK	48,7	12	DE000CM3XBG2	DEXIA 4.5TL OPENZ	COMMERZBANK	102198,0	29
DE000CM3WYE1	KBC 12NRC0909Z	COMMERZBANK	44,0	21	DE000CM3VRH0	TOTAL 35TL OPENZ	COMMERZBANK	78909,2	20
DE000CM3VYA1	TOMTO 6.61NRC0909Z	COMMERZBANK	25,4	3	DE000CM3WAF8	BRENT 32.5TL OPENZ	COMMERZBANK	63850,0	3
DE000CM3WVX4	INBEV 25NRC0909Z	COMMERZBANK	15,7	4	DE000CB55WV3	DOWJO13000TS OPENZ	COMMERZBANK	56200,0	2
DE000CM3WX1	FORTS 2NRC1209Z	COMMERZBANK	12,4	12	DE000CM3XCD7	KBC 16TS OPENZ	COMMERZBANK	43061,4	12
DE000CM3XJ2	INBEV 30NRC1209Z	COMMERZBANK	9,2	4	DE000CM3XDA1	SOLVA 53TL OPENZ	COMMERZBANK	41742,0	10
DE000CM3XM4	BEL20 2100NRP0909Z	COMMERZBANK	9,2	9	DE000CB55T20	MBSTR 45TL OPENZ	COMMERZBANK	40212,0	9
DE000CM3WUZ4	AEGON 4NRC0909Z	COMMERZBANK	8,9	12	DE000CM3XCW7	UMICO 14TL OPENZ	COMMERZBANK	37560,0	6
DE000CM3WYG6	KBC 8NRC0909Z	COMMERZBANK	7,4	15	DE000CM3WBB5	AHOLD 7.2TL OPENZ	COMMERZBANK	32290,0	7

Amsterdam, Bruxelles, Lisbon and Paris market places, central order book only

\*: Since 1st May, 2005, modification of the warrants and certificates market model regarding trades for valuation purposes

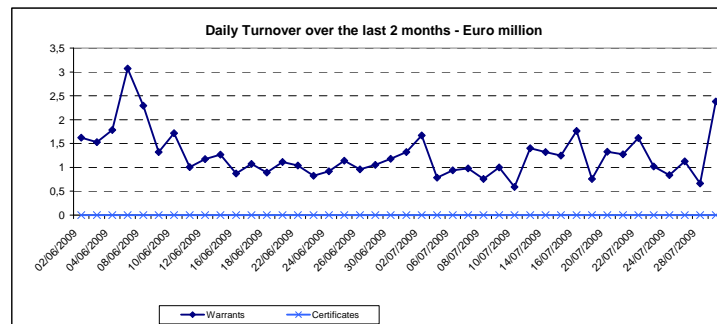
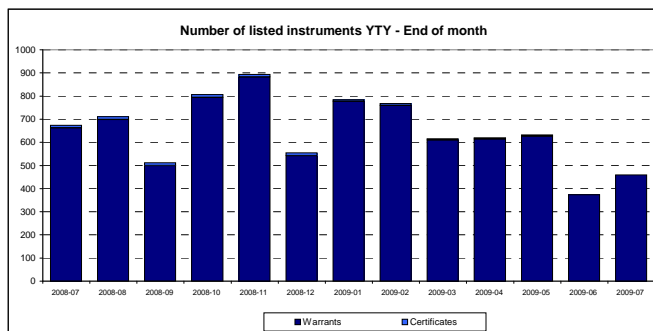
\*\* : All issuers who have less than 5 products listed at current month end

All information contained on or available on this page (the Content) is for general information purposes only. Although this information has been compiled with great care, neither Euronext, nor its servants nor agents, shall accept any responsibility for

nor shall it be bound in any way by the contents of this document. In no event shall Euronext be liable for any loss or damages of any nature resulting from, arising out of or in connection with the Content.

All proprietary rights and interest in the Content, or connected with the Content, shall be vested in Euronext. No part of the Content may be redistributed or reproduced in any form or by any means or used to make any derivative work without written permission from Euronext

Central order book only



Main Indicators				
Listing				
	July 2009		June 2009	31 Dec 2008
MARKET SEGMENT	LISTED End of month	MONTH New listed	LISTED End of month	LISTED End of month
<b>Total</b>	<b>459</b>	<b>195</b>	<b>373</b>	<b>554</b>
Warrants	459	195	373	542
Certificates	0	0	0	12
<b>ISSUERS</b>	<b>459</b>	<b>195</b>	<b>373</b>	<b>549</b>
CITIGROUP	316	117	260	220
COMMERZBANK	143	78	113	325
UBS	0	0	0	4

Main Indicators						
Trading (single counted)						
	July 2009		June 2009	Since 1st January 2009 *		
MARKET SEGMENT	Number of trades	Turnover EUR ML	Number of trades	Turnover EUR ML	Number of trades	Turnover EUR ML
<b>Total</b>	<b>8 978</b>	<b>27,6</b>	<b>9 933</b>	<b>29,5</b>	<b>101 129</b>	<b>396,8</b>
Warrants	8978	27,6	9933	29,5	101127	396,7
Certificates	0	0,0	0	0,0	2	0,1
<b>ISSUERS</b>	<b>8 978</b>	<b>27,6</b>	<b>9 933</b>	<b>29,5</b>	<b>101 129</b>	<b>396,8</b>
CITIGROUP	5585	17,2	6163	21,0	41603	160,8
COMMERZBANK	3393	10,4	3770	8,5	59526	235,9
UBS	0	0,0	0	0,0	0	0,0

Most Traded Instruments (single counted)							
Warrants				Certificates			
ISIN	Name	Issuer	Turnover EUR ML	Number of trades	ISIN	Name	Issuer
DE000CG2B0U2	DAX 4900C 0909C	CITIGROUP	2,8	385	DE000CG35WQ4	NIKEI21339BON0609C	CITIGROUP
DE000CG2B0T4	DAX 4600C 0909C	CITIGROUP	2,8	348	CH0023518829	NRDJSTOXXBANKS UB	UBS
DE000CG2B0W8	DAX 5200C 0909C	CITIGROUP	2,2	275	CH0023518977	NRDJSTOXX SMALL UB	UBS
DE000CG2B0V0	DAX 5000C 0909C	CITIGROUP	2,1	290	CH0023519207	NRDAX UB	UBS
DE000CM5EAH7	DAX 5200C 0909Z	COMMERZBANK	1,6	23	CH0023519298	NRDJEUROSTOXX50 UEUBS	UBS
DE000CM5EAC8	DAX 5200C 0809Z	COMMERZBANK	0,8	30	0	0	0
DE000CM5DWB6	DAX 4500TL 0809Z	COMMERZBANK	0,7	102	0	0	0
DE000CM5DKS5	DAX 5400TS 0809Z	CITIGROUP	0,7	244	0	0	0
DE000CG2C2Z6	JMART 4.25TL 0909C	CITIGROUP	0,5	128	0	0	0
DE000CG2B0Y4	DAX 5600C 0909C	CITIGROUP	0,4	189	0	0	0

Amsterdam, Bruxelles, Lisbon and Paris market places, central order book only

\*: Since 1st May, 2005, modification of the warrants and certificates market model regarding trades for valuation purposes

\*\* : All issuers who have less than 5 products listed at current month end

All information contained on or available on this page (the Content) is for general information purposes only. Although this information has been compiled with great care, neither Euronext, nor its servants nor agents, shall accept any responsibility for nor shall it be bound in any way by the contents of this document. In no event shall Euronext be liable for any loss or damages of any nature resulting from, arising out of or in connection with the Content.

All proprietary rights and interest in the Content, or connected with the Content, shall be vested in Euronext. No part of the Content may be redistributed or reproduced in any form or by any means or used to make any derivative work without written permission from Euronext