

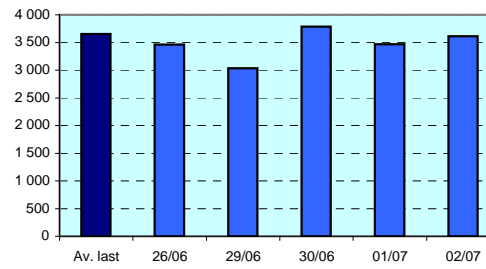
EURONEXT Paris Cash Market

Indices

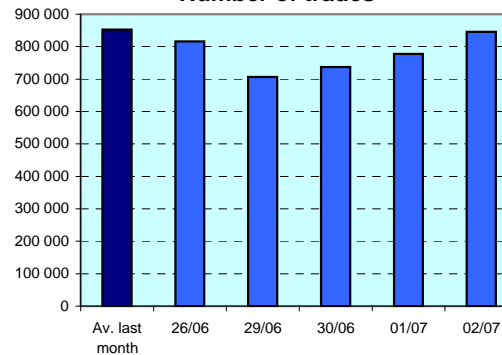
Electronic Order Book Turnover (single counted)

	02/07	01/07	Last month (daily average)
TOTAL TURNOVER	3 612,9	3 467,8	3 654,2
<i>(in million EURO)</i>			
Shares	3 248,0	3 185,3	3 349,2
Euronext Paris	3 245,6	3 182,8	3 346,1
Alternext	1,5	2,1	2,5
Marché Libre	0,9	0,3	0,6
CAC40 shares	3 054,4	2 885,8	3 102,3
CAC Next20 shares	237,1	236,3	236,1
SBF120 shares	3 489,4	3 346,0	3 563,2
CAC Mid100 shares	214,7	245,1	245,7
CAC Small90 shares	14,0	13,4	15,6
SBF250 shares	3 520,1	3 380,6	3 599,6
NextTrack	321,4	245,5	257,1
Certificates	14,9	10,8	13,8
Warrants	17,2	14,9	16,9
Bonds	11,2	11,1	17,3
TOTAL TRADES	846 132	777 350	853 115
<i>(double counted)</i>			

Turnover in million euros

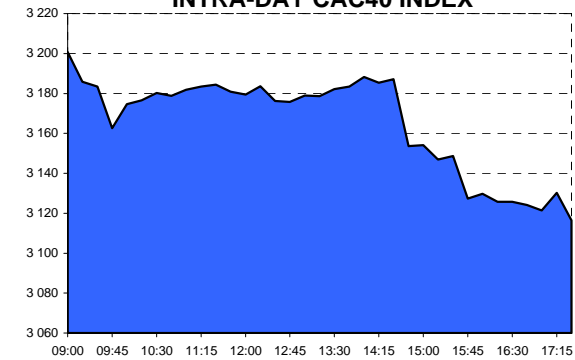


Number of trades



	Close	Change in %	Change in % 31/12/2008
CAC 40	3 116,41	-3,1	-3,2
CAC Next20	3 794,88	-2,3	+4,7
SBF80	3 696,44	-1,7	+7,0
SBF120	2 267,21	-2,9	-1,9
CAC Mid100	4 833,57	-0,9	+9,3
CAC Small90	4 863,64	-0,7	+30,9
CAC Mid&Small190	4 858,41	-0,9	+11,3
SBF250	2 217,28	-2,9	-1,5
CAC IT20	2 689,47	-2,4	-7,6

INTRA-DAY CAC40 INDEX



TOP 5 MOST ACTIVE in million euros (1)

Company	Turnover
TOTAL	287,03
SANOFI- AVENTIS	216,29
BNP PARIBAS	161,28
VIVENDI	156,62
FRANCE TELECOM	146,06

(1) Listed Domestic companies

TOP 5 PRICE RISE (1)

Company	change in %
MAKHEIA GROUP	+83,3
ALTAREIT	+33,0
SUPRA	+19,7
PATRIMOINE ET COMM	+15,7
PRODWARE BSA	+14,3

TOP 5 PRICE FALL (1)

Company	change in %
AUGROS COSMETICS	-36,2
FASHION B AIR	-16,7
DIETSWELL	-15,9
BARBARA BUI	-15,1
ANOVO	-10,6

Alternext

TOP 5 MOST ACTIVE (in thousand euros)

Company	Turnover
VERGNET	229,27
CELLECTIS	195,66
1000MERCIS	146,20
EXONHIT THERAPEUT.	133,74
SATIMO	129,01

Marché Libre

TOP 5 MOST ACTIVE (in thousand euros)

Company	Turnover
GOLOG	499,52
VOLTALIA	89,17
VELCAN ENERGY	49,44
ALTERGAZ	47,36
TTI	31,99

— CAC40 - - - CAC Next20 — CAC Mid&small190

