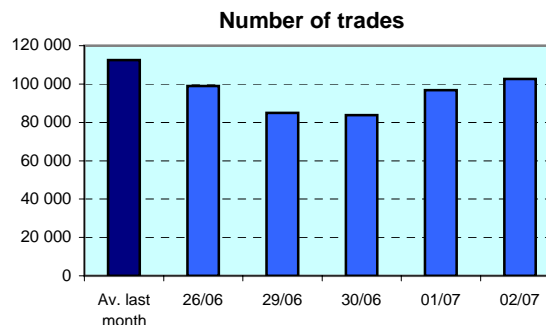
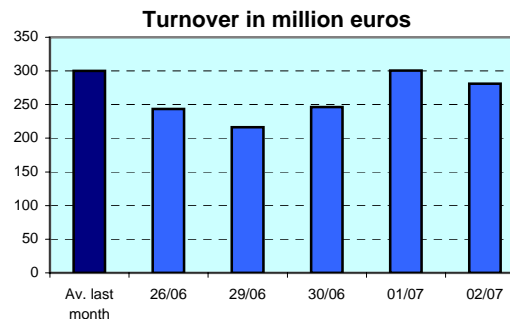


EURONEXT Brussels Cash Market

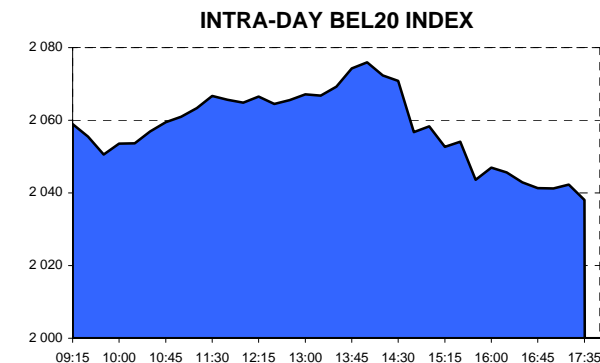
Indices

Electronic Order Book Turnover (single counted)

	02/07	01/07	Last month (daily average)
<b>TOTAL TURNOVER</b> <i>(in million EURO)</i>	<b>281,1</b>	<b>300,6</b>	<b>300,2</b>
<b>Shares</b>	<b>279,9</b>	<b>300,2</b>	<b>299,1</b>
BEL20 shares	368,4	375,8	376,9
Bas price shares	396,4	402,5	408,3
<b>NextTrack</b>	<b>0,1</b>	<b>0,1</b>	<b>0,4</b>
<b>Warrants</b>	<b>0,0</b>	<b>0,0</b>	<b>0,0</b>
<b>Bonds</b>	<b>1,1</b>	<b>0,3</b>	<b>0,7</b>
<b>TOTAL TRADES</b> <i>(double counted)</i>	<b>102 698</b>	<b>96 810</b>	<b>112 498</b>



	Close	Change in %	Change in % 31/12/2008
BEL20	2 038,05	-1,7	+6,8
BEL Mid	2 229,40	-1,5	+18,4
BEL Small	5 171,16	-0,7	+19,6
BEL Mid return	2 513,32	-1,5	+1,8
BEL Small return	5 697,50	-0,7	+3,8
BAS Price	6 690,90	-1,6	+4,1
BAS Return	18 464,05	-1,6	+21,8
Belg.Continuous	17 559,99	-1,7	+21,4



TOP 5 MOST ACTIVE in million euros (1)

Company	Turnover
AB INBEV	78,12
FORTIS	43,67
COLRUYT	26,53
BELGACOM	16,65
DEXIA	14,15

TOP 5 PRICE RISE (1)

Company	change in %
ERYPLAST (D)	+20,7
OPTION TRAD.CY	+9,8
NEWTREE	+7,6
ANTARES CERT	+6,8
ROULARTA	+3,8

TOP 5 PRICE FALL (1)

Company	change in %
TUBIZE (ATTR)	-49,0
MCLS (D)	-23,5
ACCENTIS	-16,7
PUNCH INT.	-15,5
U&I LEARNING	-12,7

(1) Listed Domestic companies

Alternext

TOP 5 MOST ACTIVE (in thousand euros)

Company	Turnover
PORTHUS	10,26
ECODIS	2,20
CO.BR.HA	1,41
EVADIX	0,10
DE ROUCK GEOMATICS	0,00

Free Market

TOP 5 MOST ACTIVE (in thousand euros)

Company	Turnover
OPTION TRAD.CY	3,07
MCLS (D)	3,01
NEWTREE	2,57
U&I LEARNING	2,44
ERYPLAST (D)	1,93

