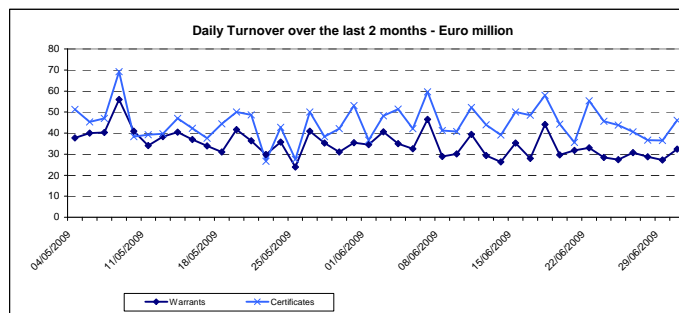
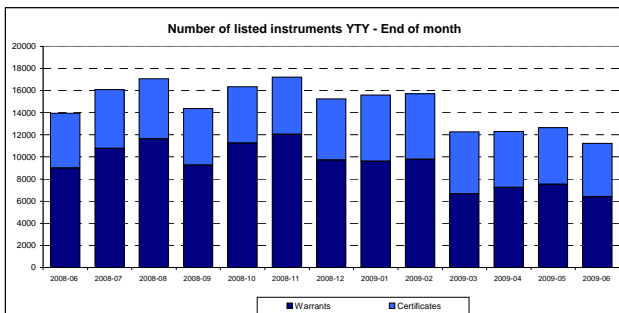


Central order book only



Main Indicators				
MARKET SEGMENT	Listing			
	June 2009		31 Dec 2008	
	LISTED End of month	MONTH New listed	LISTED End of month	LISTED End of month
<b>Total</b>	<b>11 232</b>	<b>2 501</b>	<b>12 652</b>	<b>15 243</b>
Warrants	6395	1842	7538	9735
Certificates	4837	659	5114	5508
<b>ISSUERS</b>	<b>11 232</b>	<b>2 501</b>	<b>12 652</b>	<b>15 243</b>
ABN AMRO	2310	177	2502	2574
ASSET-BACKED OBLIGATIE LTD	6	0	6	6
BARCLAYS BANK P.L.C.	38	0	38	38
BNP PARIBAS	1232	158	1597	1631
CITIGROUP	1045	483	1360	1172
COMMERZBANK	3687	1202	4124	5461
CREDIT SUISSE	15	0	15	15
DEUTSCHE BANK	31	0	32	33
ETF SECURITIES	74	0	74	74
GOLDMAN SACHS	16	0	31	32
ING	690	172	630	354
JP MORGAN	27	0	27	26
MERRILL LYNCH	45	0	46	54
RABOBANK	142	0	145	152
ROBECO	6	0	6	6
SOIETE GENERALE	1527	183	1698	1887
UBS	19	0	23	23
UNICREDIT	297	126	271	176
OTHERS	25	0	27	1529

Main Indicators						
MARKET SEGMENT	Trading (single counted)					
	June 2009		May 2009		Since 1st January 2009 *	
	Number of trades	Turnover EUR ML	Number of trades	Turnover EUR ML	Number of trades	Turnover EUR ML
<b>Total</b>	<b>373 699</b>	<b>1 716,1</b>	<b>361 905</b>	<b>1 620,8</b>	<b>2 662 033</b>	<b>11 568,8</b>
Warrants	215887	719,8	217950	739,8	1625594	4711,1
Certificates	157812	996,3	143955	881,0	1036439	6857,7
<b>ISSUERS</b>	<b>373 699</b>	<b>1 716,1</b>	<b>361 905</b>	<b>1 620,8</b>	<b>2 662 033</b>	<b>11 568,8</b>
ABN AMRO	106786	589,8	100373	542,2	620098	3 684,8
ASSET-BACKED OBLIGATIE LTD	2034	30,2	1575	12,6	7494	57,3
BARCLAYS BANK P.L.C.	97	2,2	89	1,5	522	10,6
BNP PARIBAS	54012	177,9	48231	143,9	345083	1 294,1
CITIGROUP	61274	130,4	53657	128,6	315476	808,9
COMMERZBANK	51749	127,0	48587	119,8	335939	1 155,6
CREDIT SUISSE	0	0,0	0	0,0	0	0,0
DEUTSCHE BANK	31	145	155	5,2	74	1092
ETF SECURITIES	5313	169,6	4388	139,0	35884	1 037,3
GOLDMAN SACHS	58	0,0	70	0,1	242	0,3
ING	59609	241,5	67261	254,2	657726	1 259,1
JP MORGAN	31	0,7	42	1,5	242	4,8
MERRILL LYNCH	275	0,6	40	0,2	526	3,8
RABOBANK	2637	73,6	3754	89,7	17984	485,2
ROBECO	87	2,1	81	1,3	605	10,8
SOIETE GENERALE	27791	140,7	29349	145,3	195800	1 140,4
UBS	28	0,3	20	0,2	106	0,8
UNICREDIT	1029	2,6	1935	8,0	9222	24,6
OTHERS	744	22,0	2298	25,2	117992	560,4

Most Traded Instruments (single counted)											
Warrants						Certificates					
ISIN	Location	Name	Issuer	Turnover EUR ML	Number of trades	ISIN	Location	Name	Issuer	Turnover EUR ML	Number of trades
NL0006408858	Amsterdam	ING AEX SPS 280	ING	25,2	7349	NL0006474736	Amsterdam	AAB AEX TS 271	ABN AMRO	60,7	11789
NL0009107176	Amsterdam	ING AEX SPL 246	ING	21,0	5740	GB00B00FHZ82	Paris	GOLD BULLION SEC	ETF SECURITIES	41,8	1675
NL0009109313	Amsterdam	ING AEX SPS 262	ING	18,8	4645	NL0009071786	Amsterdam	AAB AEX TL 244	ABN AMRO	32,7	6505
NL0009108372	Amsterdam	ING AEX SPL 256	ING	17,3	3358	NL0009170125	Amsterdam	AAB AEX TS 278	ABN AMRO	25,8	4575
NL0009107937	Amsterdam	ING AEX SPL 251	ING	13,4	2599	NL0009172147	Amsterdam	AAB AEX TL 255	ABN AMRO	22,1	5328
DE000C2CAC7	Paris	CAC40 3100TL 1209C	CITIGROUP	9,1	3053	GB00B15KXV33	Paris	ETFS CRUDE OIL	ETF SECURITIES	21,0	878
NL0006532400	Paris	CAC40 2800C 1209B	BNP PARIBAS	9,1	264	NL0009173798	Amsterdam	AAB AEX TS 260	ABN AMRO	19,3	3866
NL0009107580	Amsterdam	ING AEX SPS 280	ING	9,1	2361	JE00B1VS3770	Amsterdam	ETFS PHYSICALGOLD	ETF SECURITIES	17,2	202
NL0009106863	Amsterdam	ING AEX SPL 241	CITIGROUP	9,0	1766	GB00B15KY104	Paris	ETFS NATURAL GAS	ETF SECURITIES	17,1	850
NL0009108042	Amsterdam	ING MT SPL 19,3	ING	6,7	1358	NL0009172774	Amsterdam	AAB AEX TL 260	ABN AMRO	16,8	4145

Amsterdam, Bruxelles, Lisbon and Paris market places, central order book only

\*: Since 1st May, 2005, modification of the warrants and certificates market model regarding trades for valuation purposes

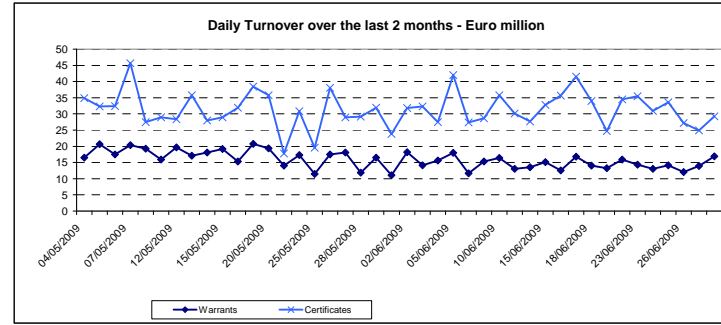
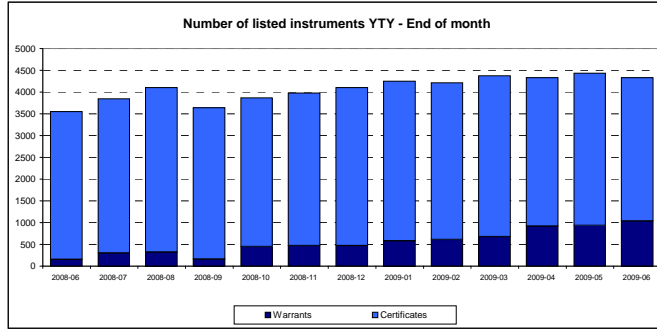
\*\* : All issuers who have less than 5 products listed at current month end

All information contained on or available on this page (the Content) is for general information purposes only. Although this information has been compiled with great care, neither Euronext, nor its servants nor agents, shall accept any responsibility for

no shall it be bound in any way by the contents of this document. In no event shall Euronext be liable for any loss or damages of any nature resulting from, arising out of or in connection with the Content.

All proprietary rights and interest in the Content, or connected with the Content, shall be vested in Euronext. No part of the Content may be redistributed or reproduced in any form or by any means or used to make any derivative work without written permission from Euronext

Central order book only



Main Indicators				
Listing				
MARKET SEGMENT	June 2009		May 2009	31 Dec 2008
	LISTED End of month	MONTH New listed	LISTED End of month	LISTED End of month
<b>Total</b>	<b>4 328</b>	<b>738</b>	<b>4 434</b>	<b>4 102</b>
Warrants	1034	279	935	468
Certificates	3294	459	3499	3634
<b>ISSUERS</b>	<b>4 328</b>	<b>738</b>	<b>4 434</b>	<b>4 102</b>
ABN AMRO	2120	177	2312	2355
ASSET-BACKED OBLIGATIE LTD	6	0	6	6
BARCLAYS BANK P.L.C.	38	0	38	38
BNP PARIBAS	12	0	12	12
CITIGROUP	231	108	317	286
COMMERZBANK	908	281	791	700
CREDIT SUISSE	15	0	15	15
DEUTSCHE BANK	31	0	32	32
ETF SECURITIES	32	0	32	32
ING	690	172	630	354
J.P. MORGAN	27	0	27	26
MERRILL LYNCH	23	0	23	27
RABOBANK	142	0	145	152
ROBECO	6	0	6	6
SOCIETE GENERALE	4	0	4	2
UBS	19	0	19	19
OTHERS	24	0	25	39

Main Indicators					
Trading (single counted)					
MARKET SEGMENT	June 2009		May 2009	Since 1st January 2009 *	
	Number of trades	Turnover EUR ML	Number of trades	Turnover EUR ML	Number of trades
<b>Total</b>	<b>176 882</b>	<b>1 010,5</b>	<b>178 501</b>	<b>971,3</b>	<b>1 335 929</b>
Warrants	63113	319,0	73509	346,2	669486
Certificates	113769	691,5	104992	625,1	666443
<b>ISSUERS</b>	<b>176 882</b>	<b>1 010,5</b>	<b>178 501</b>	<b>971,3</b>	<b>1 335 929</b>
ABN AMRO	104774	590,1	98383	534,3	608738
ASSET-BACKED OBLIGATIE LTD	2034	30,2	1575	12,6	7494
BARCLAYS BANK P.L.C.	97	2,2	89	1,5	522
BNP PARIBAS	2	0,0	9	0,1	24
CITIGROUP	3164	13,4	3522	14,9	20486
COMMERZBANK	2859	7,5	2526	9,2	11091
CREDIT SUISSE	0	0,0	0	0,0	0
DEUTSCHE BANK	145	5,2	155	7,4	1092
ETF SECURITIES	477	31,4	302	23,7	3738
ING	59609	241,5	67261	254,2	657726
J.P. MORGAN	31	0,7	42	1,5	242
MERRILL LYNCH	191	0,4	15	0,1	318
RABOBANK	2637	73,6	3754	89,7	17984
ROBECO	87	2,1	81	1,3	605
SOCIETE GENERALE	4	0,0	1	0,0	13
UBS	28	0,3	20	0,2	106
OTHERS	743	22,0	766	20,5	5750

Most Traded Instruments (single counted)									
Warrants					Certificates				
ISIN	Name	Issuer	Turnover EUR tnds	Number of trades	ISIN	Name	Issuer	Turnover EUR ML	Number of trades
NL0006408858	ING AEX SPS 280	ING	25229,0	7349	NL0006474736	AAB AEX TS 271	ABN AMRO	60,7	11789
NL0009107176	ING AEX SPL 246	ING	20957,5	5740	NL0009071786	AAB AEX TL 244	ABN AMRO	32,7	6505
NL0009109313	ING AEX SPS 262	ING	18846,7	4645	NL0009170125	AAB AEX TS 278	ABN AMRO	25,8	4575
NL0009108372	ING AEX SPL 256	ING	17288,8	3358	NL0009172147	AAB AEX TL 255	ABN AMRO	22,1	5326
NL0009107937	ING AEX SPL 251	ING	13427,9	2599	NL0009173798	AAB AEX TS 260	ABN AMRO	19,3	3866
NL0009107580	ING AEX SPS 280	ING	9063,3	2361	JE0081V33770	ETFS PHYSICALGOLD	ETF SECURITIES	17,2	202
NL0009108863	ING AEX SPL 241	ING	8994,0	1766	NL0009172774	AAB AEX TL 260	ABN AMRO	16,8	4145
NL0009108042	ING MT SPL 19,3	ING	6673,8	1358	XS0195331409	ASSETB CLINFL 0%11	ASSET-BACKED OBLIGAT	15,9	697
NL0009099919	AAB D AEX0%06MCH14	ABN AMRO	5301,5	90	NL0009173657	AAB AEX TS 265	ABN AMRO	15,0	2649
NL0000117505	AAB HOTCOM 0%11	ABN AMRO	5073,0	68	NL0006467706	AAB AEX TS 301	ABN AMRO	14,3	1930

Amsterdam, Bruxelles, Lisbon and Paris market places, central order book only

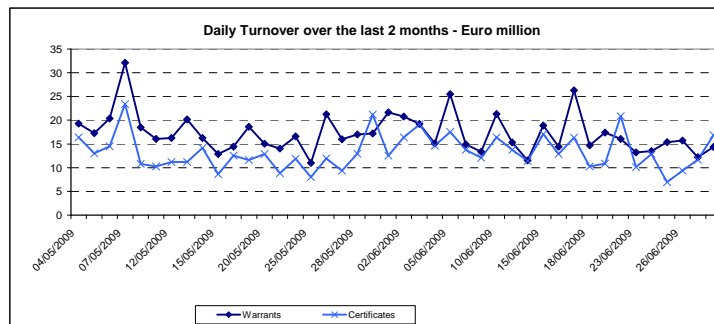
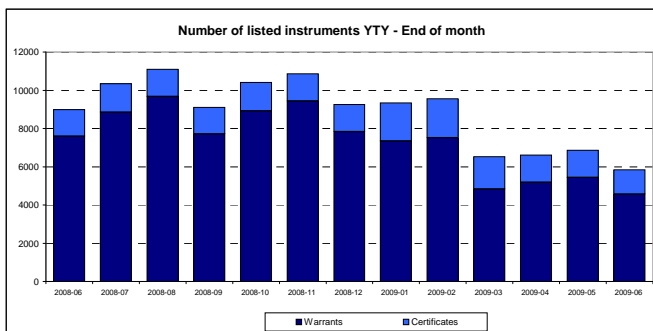
\* : Since 1st May, 2005, modification of the warrants and certificates market model regarding trades for valuation purposes

\*\* : All issuers who have less than 5 products listed at current month end

All information contained on or available on this page (the Content) is for general information purposes only. Although this information has been compiled with great care, neither Euronext, nor its servants nor agents, shall accept any responsibility for nor shall it be bound in any way by the contents of this document. In no event shall Euronext be liable for any loss or damages of any nature resulting from, arising out of or in connection with the Content.

All proprietary rights and interest in the Content, or connected with the Content, shall be vested in Euronext. No part of the Content may be redistributed or reproduced in any form or by any means or used to make any derivative work without written permission from Euronext

Central order book only



Main Indicators				
Listing				
	June 2009		May 2009	31 Dec 2008
MARKET SEGMENT	LISTED End of month	MONTH New listed	LISTED End of month	LISTED End of month
<b>Total</b>	<b>5 845</b>	<b>1 294</b>	<b>6 859</b>	<b>9 250</b>
Warrants	4576	1196	5446	7831
Certificates	1269	98	1413	1419
<b>ISSUERS</b>	<b>5 845</b>	<b>1 294</b>	<b>6 859</b>	<b>9 250</b>
ABN AMRO	190	0	190	219
BNP PARIBAS	1220	158	1585	1619
CITIGROUP	554	300	645	666
COMMERZBANK	1980	527	2376	3099
ETF SECURITIES	42	0	42	42
GOLDMAN SACHS	16	0	31	32
MERRILL LYNCH	22	0	23	27
SOCIETE GENERALE	1523	183	1694	1885
UNICREDIT	297	126	271	176
OTHERS	1	0	2	1485

Main Indicators						
Trading (single counted)						
	June 2009		May 2009	Since 1st January 2009 *		
MARKET SEGMENT	Number of trades	Turnover EUR ML	Number of trades	Turnover EUR ML	Number of trades	Turnover EUR ML
<b>Total</b>	<b>186 202</b>	<b>674,6</b>	<b>169 549</b>	<b>605,0</b>	<b>1 229 821</b>	<b>5 223,5</b>
Warrants	142580	370,8	131316	350,3	861969	2 921,4
Certificates	43622	303,8	38233	254,7	367852	2 302,1
<b>ISSUERS</b>	<b>186 202</b>	<b>674,6</b>	<b>169 549</b>	<b>605,0</b>	<b>1 229 821</b>	<b>5 223,5</b>
ABN AMRO	2012	9,7	1990	7,9	11360	55,3
BNP PARIBAS	54010	177,9	48222	143,8	345059	1 293,7
CITIGROUP	51947	95,9	42918	81,3	258972	568,9
COMMERZBANK	44438	109,5	39423	98,6	264583	876,1
ETF SECURITIES	4836	138,2	4086	115,3	32146	861,2
GOLDMAN SACHS	58	0,0	70	0,1	242	0,3
MERRILL LYNCH	84	0,1	25	0,1	208	1,1
SOCIETE GENERALE	27787	140,7	29348	145,3	195787	1 140,3
UNICREDIT	1029	2,6	1935	8,0	9222	24,6
OTHERS	1	0,0	1532	4,7	112242	401,9

Most Traded Instruments (single counted)									
Warrants					Certificates				
ISIN	Name	Issuer	Turnover EUR ML	Number of trades	ISIN	Name	Issuer	Turnover EUR ML	Number of trades
DE000CG2CAC7	CAC40 3100TL 1209C	CITIGROUP	9,1	3053	GB00B00FHZ82	GOLD BULLION SEC	ETF SECURITIES	41,8	1675
NL0006532400	CAC40 2800C 1209B	BNP PARIBAS	9,1	264	GB00B15KXV33	ETFS CRUDE OIL	ETF SECURITIES	21,0	878
DE000CG2CAW5	CAC40 3400TS 0909C	CITIGROUP	6,2	3428	GB00B15KY104	ETFS NATURAL GAS	ETF SECURITIES	17,1	850
NL0009130871	CAC40 3100P 0709B	BNP PARIBAS	5,2	1254	GB00B0CTWC01	ETFS BRENT OIL SEC	ETF SECURITIES	14,4	450
NL0006530784	CAC40 3100C 0310B	BNP PARIBAS	5,2	197	CAC40 3400TS 0909B	BNP PARIBAS	14,2	7290	
FR0010757922	CAC40 3400C 0709S	SOCIETE GENERALE	5,0	1973	FR0010511535	BRENT PI OPENS	SOCIETE GENERALE	13,1	1154
DE000CG2CNX6	CAC40 3350TS 0909C	CITIGROUP	4,7	1555	FR0010673350	GOLD PIQOPENS	SOCIETE GENERALE	10,3	351
FR0010675553	CAC40 3400C 0609S	SOCIETE GENERALE	4,5	1293	CAC40 3300TPS0909B	BNP PARIBAS	7,2	2935	
DE000CG2BUW5	CAC40 3000TL 0909C	CITIGROUP	4,5	1763	XS0416722857	GOLD LYXOR ETN S	SOCIETE GENERALE	6,6	32
DE000CG2CEB1	CAC40 3125TL 1209C	CITIGROUP	4,5	2347	NL0009115856	CAC40 3100TPL1209B	BNP PARIBAS	6,4	2538

Amsterdam, Bruxelles, Lisbon and Paris market places, central order book only

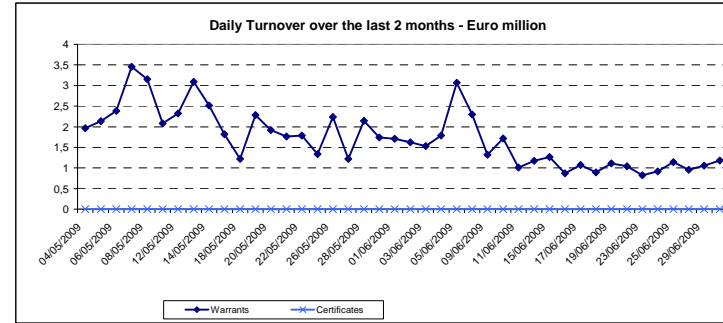
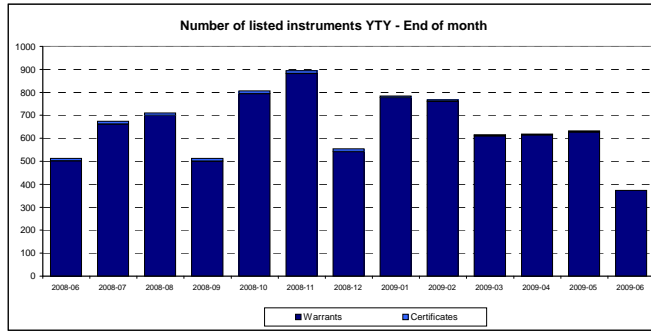
\* : Since 1st May, 2005, modification of the warrants and certificates market model regarding trades for valuation purposes

\*\* : All issuers who have less than 5 products listed at current month end

All information contained on or available on this page (the Content) is for general information purposes only. Although this information has been compiled with great care, neither Euronext, nor its servants nor agents, shall accept any responsibility for nor shall it be bound in any way by the contents of this document. In no event shall Euronext be liable for any loss or damages of any nature resulting from, arising out of or in connection with the Content.

All proprietary rights and interest in the Content, or connected with the Content, shall be vested in Euronext. No part of the Content may be redistributed or reproduced in any form or by any means or used to make any derivative work without written permission from Euronext

Central order book only



Main Indicators				
Listing				
MARKET SEGMENT	June 2009		May 2009	31 Dec 2008
	LISTED End of month	MONTH New listed	LISTED End of month	LISTED End of month
<b>Total</b>	<b>373</b>	<b>117</b>	<b>632</b>	<b>554</b>
Warrants	373	117	627	542
Certificates	0	0	5	12
<b>ISSUERS</b>	<b>373</b>	<b>117</b>	<b>632</b>	<b>549</b>
CITIGROUP	260	75	398	220
COMMERZBANK	113	42	230	325
UBS	0	0	4	4

Main Indicators						
Trading (single counted)						
MARKET SEGMENT	June 2009		May 2009	Since 1st January 2009 *		
	Number of trades	Turnover EUR ML	Number of trades	Number of trades	Turnover EUR ML	
<b>Total</b>	<b>9 933</b>	<b>29,5</b>	<b>12 667</b>	<b>92 151</b>	<b>369,2</b>	
Warrants	9933	29,5	12667	92149	369,2	
Certificates	0	0,0	0	2	0,1	
<b>ISSUERS</b>	<b>9 933</b>	<b>29,5</b>	<b>12 667</b>	<b>92 151</b>	<b>369,2</b>	
CITIGROUP	6163	21,0	7217	36018	143,6	
COMMERZBANK	3770	8,5	5450	56133	225,6	
UBS	0	0,0	0	0	0,0	

Most Traded Instruments (single counted)									
Warrants					Certificates				
ISIN	Name	Issuer	Turnover EUR ML	Number of trades	ISIN	Name	Issuer	Turnover EUR thds	Number of trades
DE000CG2B0U2	DAX 4900C 0909C	CITIGROUP	2,5	232	DE000CG35WQ4	NIKEI21339BON0609C	CITIGROUP	0,0	0,0
DE000CG2B0T4	DAX 4600C 0909C	CITIGROUP	2,3	261	CH0023518829	NRDJSTOXXBANKS UB	UBS	0,0	0
DE000CG2B0W8	DAX 5200C 0909C	CITIGROUP	1,8	213	CH0023518977	NRDJSTOXX SMALL UB	UBS	0,0	0
DE000CG2B0V0	DAX 5000C 0909C	CITIGROUP	1,6	180	CH0023519207	NRDAX UB	UBS	0,0	0
DE000CG2B0Y4	DAX 5600C 0909C	CITIGROUP	1,6	316	CH0023519298	NRDJEUROSTOXX50EUBS	UBS	0,0	0
DE000CM5DLF0	DAX 5200TS 0709Z	COMMERZBANK	1,4	785	0	0	0	0,0	0
DE000CM5DKF2	DAX 5300TS 0709Z	COMMERZBANK	1,2	510	0	0	0	0,0	0
DE000CM5CSS0	NASDQ 1550TS 0709Z	COMMERZBANK	1,1	350	0	0	0	0,0	0
DE000CG2B0X6	DAX 5400C 0909C	CITIGROUP	1,1	143	0	0	0	0,0	0
DE000CG2C2D3	DAX 4625TL 0709C	CITIGROUP	0,9	469	0	0	0	0,0	0

Amsterdam, Bruxelles, Lisbon and Paris market places, central order book only

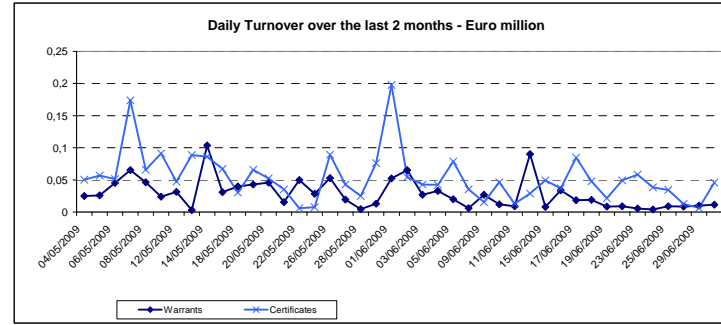
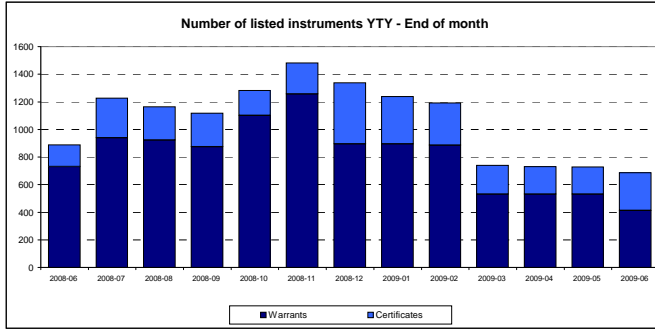
\*: Since 1st May, 2005, modification of the warrants and certificates market model regarding trades for valuation purposes

\*\* : All issuers who have less than 5 products listed at current month end

All information contained on or available on this page (the Content) is for general information purposes only. Although this information has been compiled with great care, neither Euronext, nor its servants nor agents, shall accept any responsibility for nor shall it be bound in any way by the contents of this document. In no event shall Euronext be liable for any loss or damages of any nature resulting from, arising out of or in connection with the Content.

All proprietary rights and interest in the Content, or connected with the Content, shall be vested in Euronext. No part of the Content may be redistributed or reproduced in any form or by any means or used to make any derivative work without written permission from Euronext

Central order book only



Main Indicators				
MARKET SEGMENT	Listing			
	June 2009		May 2009	
	LISTED End of month	MONTH New listed	LISTED End of month	LISTED End of month
<b>Total</b>	<b>686</b>	<b>352</b>	<b>727</b>	<b>1 337</b>
Warrants	412	250	530	894
Certificates	274	102	197	443
<b>ISSUERS</b>				
<b>Total</b>	<b>686</b>	<b>352</b>	<b>727</b>	<b>1 337</b>
COMMERZBANK	686	352	727	1337

Main Indicators						
MARKET SEGMENT	Trading (single counted)					
	June 2009		May 2009		Since 1st January 2009 *	
	Number of trades	Turnover EUR ML	Number of trades	Turnover EUR ML	Number of trades	Turnover EUR ML
<b>Total</b>	<b>682</b>	<b>1,5</b>	<b>1 188</b>	<b>1,9</b>	<b>4 132</b>	<b>13,6</b>
Warrants	261	0,5	458	0,7	1990	3,7
Certificates	421	1,0	730	1,2	2142	9,9
<b>ISSUERS</b>						
<b>Total</b>	<b>682</b>	<b>1,5</b>	<b>1 188</b>	<b>1,9</b>	<b>4 132</b>	<b>13,6</b>
COMMERZBANK	682	1,5	1188	1,9	4132	13,6

Most Traded Instruments (single counted)										
Warrants						Certificates				
ISIN	Name	Issuer	Turnover EUR thds	Number of trades		ISIN	Name	Issuer	Turnover EUR ML	Number of trades
DE000CM3VVE3	UCB 25NRC0909Z	COMMERZBANK	94,9	11		DE000CB55XD9	DAX 7500TS OPENZ	COMMERZBANK	130500,0	1
DE000CM3VUG5	DEXIA 5NRC0909Z	COMMERZBANK	73,4	17		DE000CM3WRY3	AEX 160TL OPENZ	COMMERZBANK	109124,3	67
DE000CM3WUZ4	AEGON 4NRC0909Z	COMMERZBANK	45,8	4		DE000CM3WSV7	BNP 22TL OPENZ	COMMERZBANK	102301,0	5
DE000CM3WYD3	KBC 20NRC0909Z	COMMERZBANK	34,5	17		DE000CM3XCN6	TOMTO 5.25TL OPENZ	COMMERZBANK	56772,2	5
DE000CM3WLL4	ARCM 20NRC0909Z	COMMERZBANK	32,0	11		DE000CB74FZ0	DOWJO12400TS OPENZ	COMMERZBANK	52300,0	2
DE000CM3WLZ3	AXA 25NRC1209Z	COMMERZBANK	21,8	5		DE000CM3WSN4	AXA 6.5TL OPENZ	COMMERZBANK	51821,5	6
DE000CM3WPS9	KBC 35NRC1209Z	COMMERZBANK	15,0	8		DE000CM3WGC2	UNIMB 12TL OPENZ	COMMERZBANK	50572,1	32
DE000CM3WVL2	AXA 15NRC0909Z	COMMERZBANK	13,5	2		DE000CM3WUA7	NYRST 2.1TL OPENZ	COMMERZBANK	47816,2	26
DE000CM3WXA1	FORTS 2NRC1209Z	COMMERZBANK	11,0	11		DE000CM3UZP8	GBL 45TL OPENZ	COMMERZBANK	36527,8	16
DE000CM3WRE5	TOMTO 7NRC1209Z	COMMERZBANK	10,7	1		DE000CM3WCC1	DELHA 55TS OPENZ	COMMERZBANK	22100,0	2

Amsterdam, Bruxelles, Lisbon and Paris market places, central order book only

\* : Since 1st May, 2005, modification of the warrants and certificates market model regarding trades for valuation purposes

\*\* : All issuers who have less than 5 products listed at current month end

All information contained on or available on this page (the Content) is for general information purposes only. Although this information has been compiled with great care, neither Euronext, nor its servants nor agents, shall accept any responsibility for nor shall it be bound in any way by the contents of this document. In no event shall Euronext be liable for any loss or damages of any nature resulting from, arising out of or in connection with the Content.

All proprietary rights and interest in the Content, or connected with the Content, shall be vested in Euronext. No part of the Content may be redistributed or reproduced in any form or by any means or used to make any derivative work without written permission from Euronext