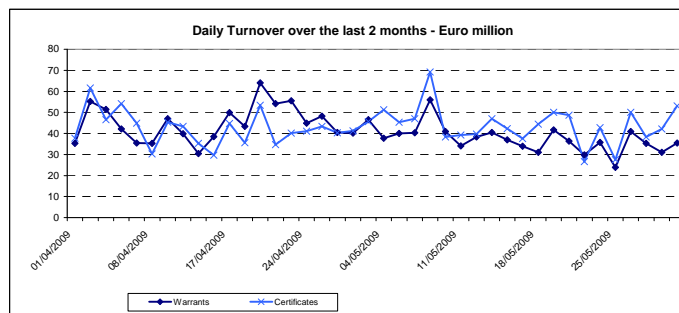
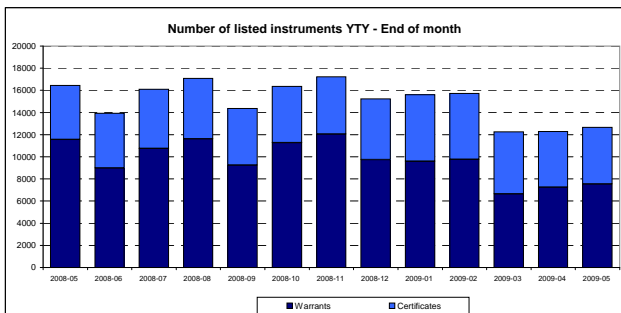


Central order book only



Main Indicators				
Listing				
MARKET SEGMENT	May 2009		April 2009	
	LISTED End of month	MONTH New listed	LISTED End of month	LISTED End of month
Total	12 652	1 594	12 293	15 243
Warrants	7538	1112	7246	9735
Certificates	5114	482	5047	5508
ISSUERS	12 652	1 594	12 293	15 243
ABN AMRO	2502	269	2391	2574
ASSET-BACKED OBLIGATIE LTD	6	0	6	6
BARCLAYS BANK P.L.C.	38	0	38	38
BNP PARIBAS	1597	129	1553	1631
CITIGROUP	1360	413	1307	1172
COMMERZBANK	4124	412	3869	5461
CREDIT SUISSE	15	0	15	15
DEUTSCHE BANK	32	0	32	33
ETF SECURITIES	74	0	74	74
GOLDMAN SACHS	31	0	31	32
ING	630	160	596	354
JP MORGAN	27	1	26	26
MERRILL LYNCH	46	0	50	54
RABOBANK	145	3	145	152
ROBECO	6	0	6	6
SOCIETE GENERALE	1698	208	1557	1887
UBS	23	0	23	23
UNICREDIT	271	0	289	176
OTHERS	27	0	285	1529

Main Indicators						
Trading (single counted)						
MARKET SEGMENT	May 2009		April 2009		Since 1st January 2008 *	
	Number of trades	Turnover EUR ML	Number of trades	Turnover EUR ML	Number of trades	Turnover EUR ML
Total	361 905	1 620,8	468 909	1 746,1	2 288 334	9 852,7
Warrants	217950	739,8	332198	897,3	1409707	3991,2
Certificates	143955	881,0	136711	848,7	878627	5861,5
ISSUERS	361 905	1 620,8	468 909	1 746,1	2 288 334	9 852,7
ABN AMRO	100373	542,2	92233	510,5	513312	3 095,1
ASSET-BACKED OBLIGATIE LTD	1575	12,6	939	3,6	5460	27,1
BARCLAYS BANK P.L.C.	89	1,5	42	1,2	425	8,5
BNP PARIBAS	48231	143,9	47405	167,3	291071	1 116,2
CITIGROUP	53657	128,6	57845	142,3	254202	678,5
COMMERZBANK	48587	119,8	59302	217,6	284190	1 028,7
CREDIT SUISSE	0	0,0	0	0,0	0	0,0
DEUTSCHE BANK	32	0,7	88	2,7	947	24,7
ETF SECURITIES	4388	139,0	5117	158,4	30571	867,8
GOLDMAN SACHS	70	0,1	22	0,1	184	0,3
ING	67261	254,2	160268	284,9	598117	1 017,6
JP MORGAN	42	1,5	54	1,5	211	4,1
MERRILL LYNCH	40	0,2	43	0,4	251	3,2
RABOBANK	3754	89,7	2330	54,8	15347	411,7
ROBECO	81	1,3	54	0,8	518	8,7
SOCIETE GENERALE	29349	145,3	32538	155,4	168009	999,7
UBS	20	0,2	8	0,0	78	0,5
UNICREDIT	1935	8,0	1529	3,1	8193	22,1
OTHERS	2298	25,2	9092	41,5	117248	538,5

Most Traded Instruments (single counted)											
Warrants					Certificates						
ISIN	Location	Name	Issuer	Turnover EUR ML	Number of trades	ISIN	Location	Name	Issuer	Turnover EUR ML	Number of trades
NL0006408858	Amsterdam	ING AEX SPS 280	ING	21,9	5182	GB00B00FH282	Paris	GOLD BULLION SEC	ETF SECURITIES	38,5	1701
NL0006424038	Amsterdam	ING AEX SPS 270	ING	21,7	7711	NL0006524662	Amsterdam	AAB AEX TS 263	ABN AMRO	31,0	7127
NL0009107176	Amsterdam	ING AEX SPL 246	ING	20,6	4400	GB00B15KXV33	Paris	ETFS CRUDE OIL	ETF SECURITIES	26,4	946
NL0009106863	Amsterdam	ING AEX SPL 241	ING	20,1	3240	NL0009071786	Amsterdam	AAB AEX TL 245	ABN AMRO	25,9	4724
NL0009107572	Amsterdam	ING AEX SPS 269	ING	15,8	4686	NL0006474736	Amsterdam	AAB AEX TS 273	ABN AMRO	23,7	5182
NL0009106871	Amsterdam	ING AEX SPL 236	ING	13,1	1342	NL0009170117	Amsterdam	AAB AEX TS 270	ABN AMRO	21,8	5068
NL0009107937	Amsterdam	ING AEX SPL 251	ING	10,9	2432	NL0009116110	Paris	CAC40 3400TS 0909B	BNP PARIBAS	19,4	7503
FR0010707216	Paris	CAC40 3100P 0609S	SOCIETE GENERALE	9,6	2028	NL0009071729	Amsterdam	AAB AEX TL 235	ABN AMRO	16,0	2455
FR0010645002	Paris	CAC40 3200P 0609S	SOCIETE GENERALE	8,8	1378	JE00B1VS3770	Amsterdam	ETFS PHYSICALGOLD	ETF SECURITIES	14,9	163
NL0000862506	Amsterdam	AAB 3PLUS 0%2012	ABN AMRO	7,9	161	FR0010511535	Paris	BRENT PI OPENS	SOCIETE GENERALE	13,6	1494

Amsterdam, Bruxelles, Lisbon and Paris market places, central order book only

*: Since 1st May, 2005, modification of the warrants and certificates market model regarding trades for valuation purposes

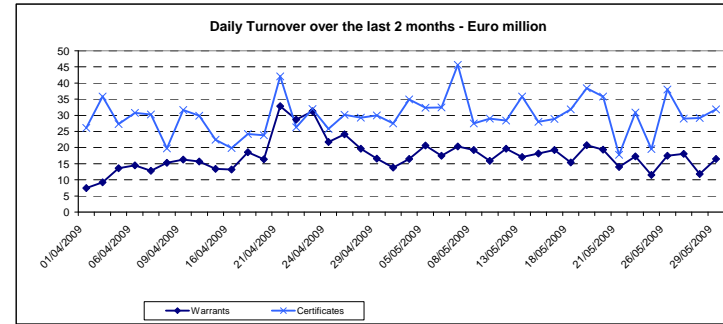
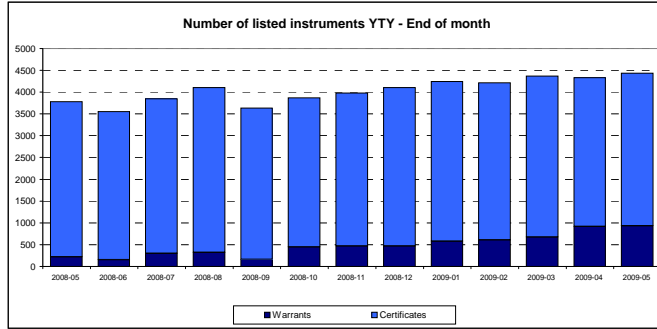
** : All issuers who have less than 5 products listed at current month end

All information contained on or available on this page (the Content) is for general information purposes only. Although this information has been compiled with great care, neither Euronext, nor its servants nor agents, shall accept any responsibility for

nor shall it be bound in any way by the contents of this document. In no event shall Euronext be liable for any loss or damages of any nature resulting from, arising out of or in connection with the Content.

All proprietary rights and interest in the Content, or connected with the Content, shall be vested in Euronext. No part of the Content may be redistributed or reproduced in any form or by any means or used to make any derivative work without written permission from Euronext

Central order book only



Main Indicators				
MARKET SEGMENT	Listing			
	May 2009		31 Dec 2007	
	LISTED End of month	MONTH New listed	LISTED End of month	LISTED End of month
Total	4 434	587	4 333	4 102
Warrants	935	164	916	468
Certificates	3499	423	3417	3634
ISSUERS	4 434	587	4 333	4 102
ABN AMRO	2312	268	2199	2355
ASSET-BACKED OBLIGATIE LTD	6	0	6	6
BARCLAYS BANK P.L.C.	38	0	38	38
BNP PARIBAS	12	0	12	12
CITIGROUP	317	103	309	286
COMMERZBANK	791	52	836	700
CREDIT SUISSE	15	0	15	15
DEUTSCHE BANK	32	0	32	32
ETF SECURITIES	32	0	32	32
ING	630	160	596	354
J.P. MORGAN	27	1	26	26
MERRILL LYNCH	23	0	25	27
RABOBANK	145	3	145	152
ROBEKO	6	0	6	6
SOCIETE GENERALE	4	0	4	2
UBS	19	0	19	19
OTHERS	25	0	33	39

Main Indicators						
MARKET SEGMENT	Trading (single counted)					
	May 2009		April 2009		Since 1st January 2008 *	
	Number of trades	Turnover EUR ML	Number of trades	Turnover EUR ML	Number of trades	Turnover EUR ML
Total	178 501	971.3	260 616	919.3	1 159 047	4 952.0
Warrants	73509	346.2	164421	354.8	606373	1097.8
Certificates	104992	625.1	96195	564.5	552674	3854.2
ISSUERS	178 501	971.3	260 616	919.3	1 159 047	4 952.0
ABN AMRO	98383	534.3	90747	502.6	503964	3049.5
ASSET-BACKED OBLIGATIE LTD	1575	12.6	939	3.6	5460	27.1
BARCLAYS BANK P.L.C.	89	1.5	42	1.2	425	8.5
BNP PARIBAS	9	0.1	2	0.0	22	0.3
CITIGROUP	3522	14.9	2960	13.1	17322	82.9
COMMERZBANK	2526	9.2	1829	7.7	8232	32.9
CREDIT SUISSE	0	0.0	0	0.0	0	0.0
DEUTSCHE BANK	155	7.4	88	2.7	947	24.7
ETF SECURITIES	302	23.7	429	23.0	3261	144.8
ING	67261	254.2	160268	284.9	598117	1017.6
J.P. MORGAN	42	1.5	54	1.5	211	4.1
MERRILL LYNCH	15	0.1	36	0.4	127	2.2
RABOBANK	3754	89.7	2330	54.8	15347	411.7
ROBEKO	81	1.3	54	0.8	518	8.7
SOCIETE GENERALE	1	0.0	2	0.0	9	0.1
UBS	20	0.2	8	0.0	78	0.5
OTHERS	766	20.5	828	22.9	5007	136.5

Most Traded Instruments (single counted)									
Warrants					Certificates				
ISIN	Name	Issuer	Turnover EUR tnds	Number of trades	ISIN	Name	Issuer	Turnover EUR ML	Number of trades
NL0006408858	ING AEX SPS 280	ING	21884.5	5182	NL0006524662	AAB AEX TS 263	ABN AMRO	31.0	7127
NL0006424038	ING AEX SPS 270	ING	21731.7	7711	NL0009071786	AAB AEX TL 245	ABN AMRO	25.9	4724
NL0009107176	ING AEX SPL 246	ING	20550.4	4400	NL0006474736	AAB AEX TS 273	ABN AMRO	23.7	5182
NL0009106863	ING AEX SPL 241	ING	20088.8	3240	NL0009170117	AAB AEX TS 270	ABN AMRO	21.8	5068
NL0009107572	ING AEX SPS 269	ING	15768.7	4686	NL0009071729	AAB AEX TL 235	ABN AMRO	16.0	2455
NL0009106871	ING AEX SPL 236	ING	13990.8	1342	JE0081VSS370	ETFS PHYSICALGOLD	ETF SECURITIES	14.9	163
NL0009107937	ING AEX SPL 251	ING	10872.2	2432	NL0009172147	AAB AEX TL 255	ABN AMRO	12.3	3455
NL000862506	AAB 3PLUS 0%2012	ABN AMRO	7892.4	161	NL0006457509	AAB AEX TL 187	ABN AMRO	12.3	812
NL0009107168	ING AEX SPL 251	ING	7786.0	2262	NL0006474744	AAB AEX TS 283	ABN AMRO	9.6	1828
NL0009099919	AAB D AEX%06MCH14	ABN AMRO	7174.4	110	NL0000113710	RB TITANS 5 1/2%11	RABOBANK	8.6	281

Amsterdam, Bruxelles, Lisbon and Paris market places, central order book only

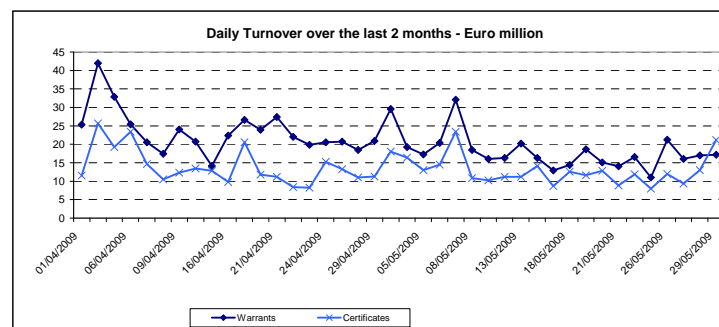
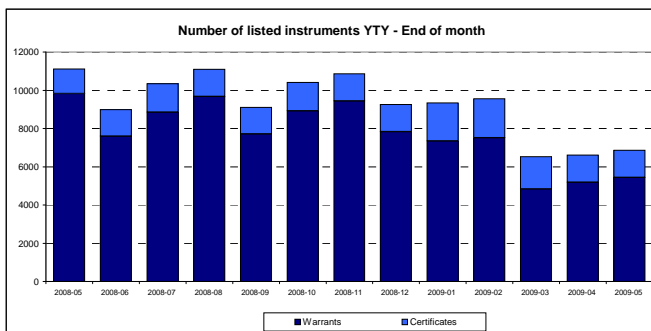
* : Since 1st May, 2005, modification of the warrants and certificates market model regarding trades for valuation purposes

** : All issuers who have less than 5 products listed at current month end

All information contained on or available on this page (the Content) is for general information purposes only. Although this information has been compiled with great care, neither Euronext, nor its servants nor agents, shall accept any responsibility for nor shall it be bound in any way by the contents of this document. In no event shall Euronext be liable for any loss or damages of any nature resulting from, arising out of or in connection with the Content.

All proprietary rights and interest in the Content, or connected with the Content, shall be vested in Euronext. No part of the Content may be redistributed or reproduced in any form or by any means or used to make any derivative work without written permission from Euronext

Central order book only



Main Indicators				
MARKET SEGMENT	Listing			
	May 2009		April 2009	
	LISTED End of month	MONTH New listed	LISTED End of month	LISTED End of month
Total	6 859	891	6 610	9 250
Warrants	5446	832	5186	7831
Certificates	1413	59	1424	1419
ISSUERS	6 859	891	6 610	9 250
ABN AMRO	190	0	192	219
BNP PARIBAS	1585	129	1541	1619
CITIGROUP	645	230	631	666
COMMERZBANK	2376	324	2054	3099
ETF SECURITIES	42	0	42	42
GOLDMAN SACHS	31	0	31	32
MERRILL LYNCH	23	0	25	27
SOCIETE GENERALE	1694	208	1553	1885
UNICREDIT	271	0	289	176
OTHERS	2	0	252	1485

Main Indicators						
MARKET SEGMENT	Trading (single counted)					
	May 2009		April 2009		Since 1st January 2008 *	
	Number of trades	Turnover EUR ML	Number of trades	Turnover EUR ML	Number of trades	Turnover EUR ML
Total	169 549	605,0	191 342	756,8	1 043 619	4 548,9
Warrants	131316	350,3	151220	474,8	719389	2 550,6
Certificates	38233	254,7	40122	282,1	324230	1 998,4
ISSUERS	169 549	605,0	191 342	756,8	1 043 619	4 548,9
ABN AMRO	1900	7,9	1486	7,8	9348	45,6
BNP PARIBAS	48222	143,8	47403	167,3	291049	1 115,9
CITIGROUP	42918	81,3	48871	105,3	207025	473,0
COMMERZBANK	39423	98,6	46536	163,9	220145	766,7
ETF SECURITIES	4086	115,3	4688	135,4	27310	723,0
GOLDMAN SACHS	70	0,1	22	0,1	184	0,3
MERRILL LYNCH	25	0,1	7	0,0	124	1,0
SOCIETE GENERALE	29348	145,3	32536	155,4	168000	999,6
UNICREDIT	1935	8,0	1529	3,1	8193	22,1
OTHERS	1532	4,7	8264	18,5	112241	401,9

Most Traded Instruments (single counted)									
Warrants					Certificates				
ISIN	Name	Issuer	Turnover EUR ML	Number of trades	ISIN	Name	Issuer	Turnover EUR ML	Number of trades
FR0010707216	CAC40 3100P 0609S	SOCIETE GENERALE	9,6	2028	GB00B00FHZ82	GOLD BULLION SEC	ETF SECURITIES	38,5	1701
FR0010645002	CAC40 3200P 0609S	SOCIETE GENERALE	8,8	1378	GB00B15KXV33	ETFS CRUDE OIL	ETF SECURITIES	26,4	946
DE000CG2CAC7	CAC40 3100TL 1209C	CITIGROUP	7,1	3217	NL0009116110	CAC40 3400TS 0909B	BNP PARIBAS	19,4	7503
FR0010675553	CAC40 3400C 0609S	SOCIETE GENERALE	5,6	1403	FR0010511535	BRENT PI OPENS	SOCIETE GENERALE	13,6	1494
DE000CG2CDA5	CAC40 3325TS 0909C	CITIGROUP	5,6	3097	GB00B0CTWK84	ETFS WTI OIL SEC	ETF SECURITIES	11,8	123
DE000CG2CAV7	CAC40 3375TS 0909C	CITIGROUP	4,7	1823	GB00B0CTWC01	ETFS BRENT OIL SEC	ETF SECURITIES	10,1	346
DE000CG2BUW5	CAC40 3000TL 0909C	CITIGROUP	4,6	1956	NL0009115856	CAC40 3100TPL1209B	BNP PARIBAS	7,6	3602
FR0010675546	CAC40 3200C 0609S	SOCIETE GENERALE	4,5	639	GB00B15KY328	ETFS SILVER	ETF SECURITIES	6,3	58
NL0006530776	CAC40 3000C 1209B	BNP PARIBAS	4,1	142	FR0010673350	GOLD PIQOPENS	SOCIETE GENERALE	5,5	211
NL0006452591	CAC40 3200C 0609B	BNP PARIBAS	4,1	780	FR0010511543	WTI PI OPENS	SOCIETE GENERALE	5,5	586

Amsterdam, Bruxelles, Lisbon and Paris market places, central order book only

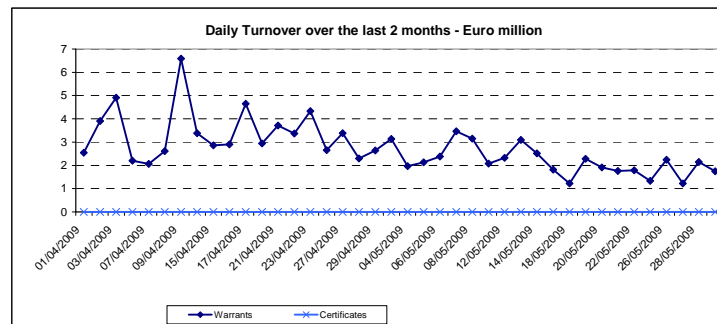
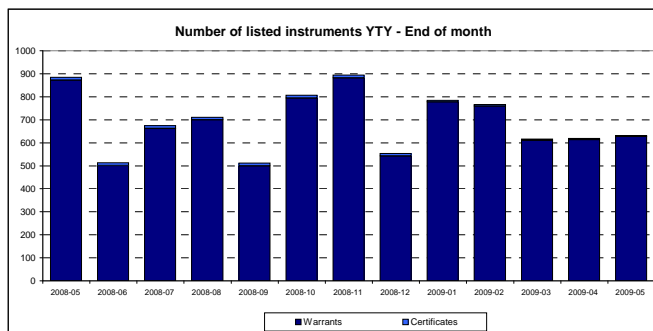
* : Since 1st May, 2005, modification of the warrants and certificates market model regarding trades for valuation purposes

** : All issuers who have less than 5 products listed at current month end

All information contained on or available on this page (the Content) is for general information purposes only. Although this information has been compiled with great care, neither Euronext, nor its servants nor agents, shall accept any responsibility for nor shall it be bound in any way by the contents of this document. In no event shall Euronext be liable for any loss or damages of any nature resulting from, arising out of or in connection with the Content.

All proprietary rights and interest in the Content, or connected with the Content, shall be vested in Euronext. No part of the Content may be redistributed or reproduced in any form or by any means or used to make any derivative work without written permission from Euronext

Central order book only



Main Indicators				
Listing				
MARKET SEGMENT	May 2009		April 2009	
	LISTED End of month	MONTH New listed	LISTED End of month	LISTED End of month
Total	632	116	619	554
Warrants	627	116	614	542
Certificates	5	0	5	12
ISSUERS	632	116	619	549
CITIGROUP	398	80	367	220
COMMERZBANK	230	36	248	325
UBS	4	0	4	4

Main Indicators						
Trading (single counted)						
MARKET SEGMENT	May 2009		April 2009		Since 1st January 2008 *	
	Number of trades	Turnover EUR ML	Number of trades	Turnover EUR ML	Number of trades	Turnover EUR ML
Total	12 667	42,6	16 162	67,1	82 218	339,7
Warrants	12667	42,6	16162	67,1	82216	339,6
Certificates	0	0,0	0	0,0	2	0,1
ISSUERS	12 667	42,6	16 162	67,1	82 218	339,7
CITIGROUP	7217	32,4	6014	23,9	29855	122,6
COMMERZBANK	5450	10,2	10148	43,2	52363	217,0
UBS	0	0,0	0	0,0	0	0,0

Most Traded Instruments (single counted)						
Warrants				Certificates		
ISIN	Name	Issuer	Turnover EUR ML	Number of trades		
DE000CG2B0L1	DAX 4800C 0609C	CITIGROUP	4,4	415		
DE000CG2B0T4	DAX 4600C 0909C	CITIGROUP	3,8	267		
DE000CG2B0K3	DAX 4600C 0609C	CITIGROUP	3,0	308		
DE000CG2B0U2	DAX 4800C 0909C	CITIGROUP	2,5	227		
DE000CG2B0M9	DAX 5000C 0609C	CITIGROUP	2,1	308		
DE000CG2B0W8	DAX 5200C 0909C	CITIGROUP	2,0	379		
DE000CG2B0V0	DAX 5000C 0909C	CITIGROUP	1,7	193		
DE000CG2B0Y4	DAX 5600C 0909C	CITIGROUP	1,4	395		
DE000CG2B0X6	DAX 5400C 0909C	CITIGROUP	1,2	393		
DE000CG2B0H9	DAX 4200C 0609C	CITIGROUP	1,0	148		

Amsterdam, Bruxelles, Lisbon and Paris market places, central order book only

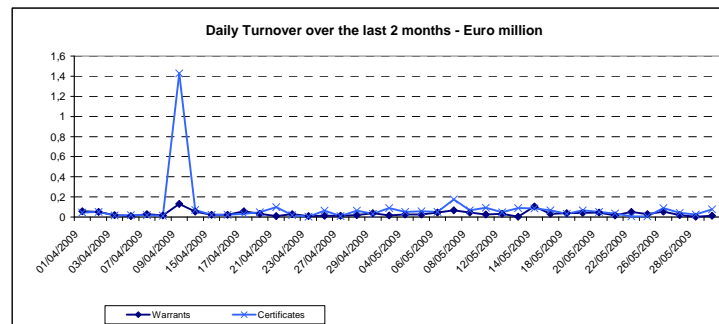
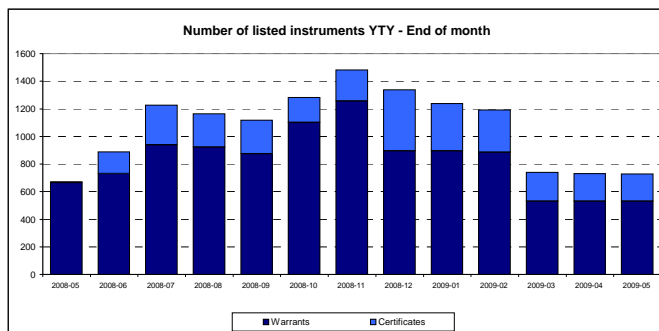
*: Since 1st May, 2005, modification of the warrants and certificates market model regarding trades for valuation purposes

** : All issuers who have less than 5 products listed at current month end

All information contained on or available on this page (the Content) is for general information purposes only. Although this information has been compiled with great care, neither Euronext, nor its servants nor agents, shall accept any responsibility for nor shall it be bound in any way by the contents of this document. In no event shall Euronext be liable for any loss or damages of any nature resulting from, arising out of or in connection with the Content.

All proprietary rights and interest in the Content, or connected with the Content, shall be vested in Euronext. No part of the Content may be redistributed or reproduced in any form or by any means or used to make any derivative work without written permission from Euronext

Central order book only



Main Indicators				
Listing				
MARKET SEGMENT	May 2009		31 Dec 2007	
	LISTED End of month	MONTH New listed	LISTED End of month	LISTED End of month
Total	727	0	731	1 337
Warrants	530	0	530	894
Certificates	197	0	201	443
ISSUERS				
Total	727	0	731	1 337
COMMERZBANK	727	0	731	1337

Main Indicators						
Trading (single counted)						
MARKET SEGMENT	May 2009		April 2009		Since 1st January 2008 *	
	Number of trades	Turnover EUR ML	Number of trades	Turnover EUR ML	Number of trades	Turnover EUR ML
Total	1 188	1,9	789	2,8	3 450	12,0
Warrants	458	0,7	395	0,6	1729	3,2
Certificates	730	1,2	394	2,2	1721	8,8
ISSUERS						
Total	1 188	1,9	789	2,8	3 450	12,0
COMMERZBANK	1188	1,9	789	2,8	3450	12,0

Most Traded Instruments (single counted)									
Warrants					Certificates				
ISIN	Name	Issuer	Turnover EUR thds	Number of trades	ISIN	Name	Issuer	Turnover EUR ML	Number of trades
DE000CM3VYE3	UCB 25NRC0909Z	COMMERZBANK	134,1	22	DE000CM3WRV3	AEX 160TL OPENZ	COMMERZBANK	121478,0	110
DE000CM3WRL0	UCB 25NRC1209Z	COMMERZBANK	78,9	15	DE000CB74FZ0	DOWJO12400TS OPENZ	COMMERZBANK	89578,0	6
DE000CM3WPS9	KBC 35NRC1209Z	COMMERZBANK	77,6	28	DE000CM3WSV7	BNP 22TL OPENZ	COMMERZBANK	75765,2	15
DE000CM3WP77	KBC 20NRP0609Z	COMMERZBANK	57,1	16	DE000CM3WMN9	BEL20 2250TS OPENZ	COMMERZBANK	75347,1	52
DE000CM3WYD3	KBC 20NRC0909Z	COMMERZBANK	45,4	33	DE000CM3WSN4	AXA 6.5TL OPENZ	COMMERZBANK	73046,4	27
DE000CM3WZM1	TOMTO 4NRC0909Z	COMMERZBANK	32,9	3	DE000CM3WU47	NYRST 2.1TL OPENZ	COMMERZBANK	62876,1	39
DE000CM3VUZ6	FORTS 2NRC0909Z	COMMERZBANK	21,6	7	DE000CM3WTV5	KBC 5.25TL OPENZ	COMMERZBANK	51300,0	3
DE000CM3WLU4	ARCM1 20NRC0909Z	COMMERZBANK	19,3	8	DE000CM3UZP8	GBL 45TL OPENZ	COMMERZBANK	47168,5	14
DE000CM3WPB5	ING 15NRC1209Z	COMMERZBANK	18,3	6	DE000CM3VMP4	BEL20 2500TS OPENZ	COMMERZBANK	40110,4	39
DE000CM3VU05	DEXIA 5NRC0909Z	COMMERZBANK	17,4	9	DE000CM3VZX0	AEX 180TL OPENZ	COMMERZBANK	36976,0	4

Amsterdam, Bruxelles, Lisbon and Paris market places, central order book only

* : Since 1st May, 2005, modification of the warrants and certificates market model regarding trades for valuation purposes

** : All issuers who have less than 5 products listed at current month end

All information contained on or available on this page (the Content) is for general information purposes only. Although this information has been compiled with great care, neither Euronext, nor its servants nor agents, shall accept any responsibility for

nor shall it be bound in any way by the contents of this document. In no event shall Euronext be liable for any loss or damages of any nature resulting from, arising out of or in connection with the Content.

All proprietary rights and interest in the Content, or connected with the Content, shall be vested in Euronext. No part of the Content may be redistributed or reproduced in any form or by any means or used to make any derivative work without written permission from Euronext