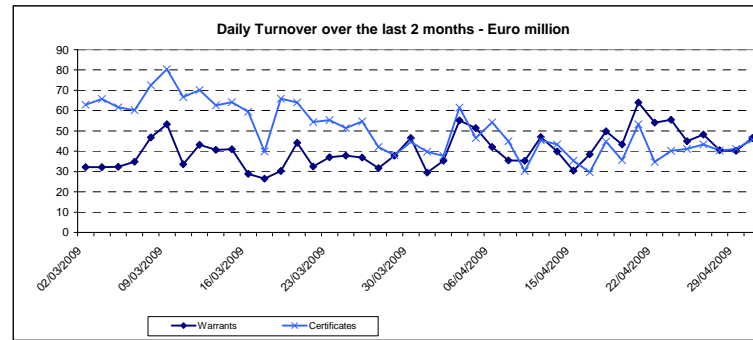
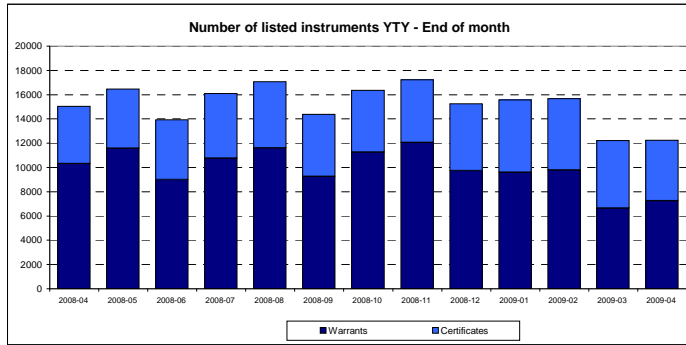


Central order book only



Main Indicators				
MARKET SEGMENT	Listing		Listing	
	April 2009	Mars 2009	31 Dec 2007	31 Dec 2007
	LISTED End of month	MONTH New listed	LISTED End of month	LISTED End of month
<b>Total</b>	<b>12 293</b>	<b>2 072</b>	<b>12 260</b>	<b>15 243</b>
Warrants	7246	1300	6661	9735
Certificates	5047	772	5599	5508
<b>ISSUERS</b>	<b>12 293</b>	<b>2 072</b>	<b>12 260</b>	<b>15 243</b>
ABN AMRO	2391	245	2629	2574
ASSET-BACKED OBLIGATIE LTD	6	0	6	6
BARCLAYS BANK P.L.C.	38	0	38	38
BNP PARIBAS	1553	300	1323	1631
CITIGROUP	1307	434	1156	1172
COMMERZBANK	3869	729	3665	5461
CREDIT SUISSE	15	0	15	15
DEUTSCHE BANK	32	0	32	33
DRESDNER KLEINWORT	255	12	754	1458
ETF SECURITIES	74	0	74	74
FIXED INCOME DIAMOND COLLECTION LTD	6	0	6	6
GOLDMAN SACHS	31	0	32	32
ING	596	180	519	354
JP MORGAN	26	0	26	26
MERRILL LYNCH	50	0	51	54
RABOBANK	145	0	146	152
ROBECO	6	0	6	6
SOCIETE GENERALE	1557	44	1573	1887
UBS	23	0	23	23
UNICREDIT	289	128	161	176
OTHERS	24	0	25	65

Main Indicators						
MARKET SEGMENT	Trading (single counted)		Trading (single counted)		Trading (single counted)	
	April 2009	Mars 2009	April 2009	Mars 2009	Since 1st January 2008 *	Since 1st January 2008 *
	Number of trades	Turnover EUR ML	Number of trades	Turnover EUR ML	Number of trades	Turnover EUR ML
<b>Total</b>	<b>468 909</b>	<b>1 746,1</b>	<b>507 909</b>	<b>2 086,2</b>	<b>1 926 429</b>	<b>8 231,9</b>
Warrants	332198	897,3	311801	809,6	1191757	3251,4
Certificates	136711	848,7	196108	1276,7	734672	4980,5
<b>ISSUERS</b>	<b>468 909</b>	<b>1 746,1</b>	<b>507 909</b>	<b>2 086,2</b>	<b>1 926 429</b>	<b>8 231,9</b>
ABN AMRO	92233	510,5	107233	617,9	412939	2 552,9
ASSET-BACKED OBLIGATIE LTD	939	3,6	1001	3,3	3885	14,5
BARCLAYS BANK P.L.C.	42	1,2	105	1,9	336	7,0
BNP PARIBAS	47405	167,3	62537	222,3	242840	972,3
CITIGROUP	57845	142,3	55540	143,1	200545	549,9
COMMERZBANK	59302	217,6	59864	243,8	235603	908,8
CREDIT SUISSE	0	0,0	0	0,0	0	0,0
DEUTSCHE BANK	88	2,7	221	4,6	792	17,2
DRESDNER KLEINWORT	8267	18,6	27969	82,3	110749	398,0
ETF SECURITIES	5117	158,4	7672	215,8	26183	728,7
FIXED INCOME DIAMOND COLLECTION LTD	6	0,5	7	0,3	25	1,7
GOLDMAN SACHS	22	0,1	15	0,0	114	0,2
ING	160268	284,9	146422	188,4	530856	763,3
JP MORGAN	54	1,5	39	0,4	169	2,6
MERRILL LYNCH	43	0,4	68	1,0	211	3,1
RABOBANK	2330	54,8	3291	92,4	11593	322,0
ROBECO	54	0,8	114	1,5	437	7,4
SOCIETE GENERALE	32538	155,4	33089	239,7	138660	854,3
UBS	8	0,0	27	0,2	58	0,4
UNICREDIT	1529	3,1	1713	4,9	6258	14,1
OTHERS	819	22,4	982	22,5	4176	113,6

Most Traded Instruments (single counted)											
Warrants					Certificates						
ISIN	Location	Name	Issuer	Turnover EUR ML	Number of trades	ISIN	Location	Name	Issuer	Turnover EUR ML	Number of trades
NL0006426363	Amsterdam	ING AEX SPS 250	ING	44,9	21179	GB00B00FHZ82	Paris	GOLD BULLION SEC	ETF SECURITIES	79,9	2612
NL0009105592	Amsterdam	ING AEX SPL 227	ING	34,0	16764	NL0009064633	Amsterdam	AAB AEX TS 247	ABN AMRO	37,4	7154
NL0009105139	Amsterdam	ING AEX SPL 222	ING	25,6	11008	NL0009064096	Amsterdam	AAB AEX TS 257	ABN AMRO	26,5	2758
NL0009106525	Amsterdam	ING AEX SPS 243	ING	18,7	9722	NL0009069368	Amsterdam	AAB AEX TL 219	ABN AMRO	25,7	3743
NL0006426140	Amsterdam	ING AEX SPS 255	ING	15,9	4505	NL0009070283	Amsterdam	AAB AEX TL 225	ABN AMRO	17,6	3232
NL0009105006	Amsterdam	ING AEX SPL 211	ING	13,6	6911	NL0009064849	Amsterdam	AAB AEX TS 237	ABN AMRO	17,0	4318
NL0006426579	Amsterdam	ING AEX SPS 240	ING	13,1	10769	NL0009067636	Amsterdam	AAB AEX TL 207	ABN AMRO	16,1	3367
FR0010730903	Paris	CAC40 2800P 0509S	SOCIETE GENERALE	12,6	3277	JE00B1VS3770	Amsterdam	ETFS PHYSICALGOLD	ETF SECURITIES	14,5	249
DE000CM4NLC9	Paris	CAC40 3400TS 0909Z	CITIGROUP	10,8	347	GB00B15KXV33	Paris	ETFS CRUDE OIL	ETF SECURITIES	14,1	704
DE000CG2BPQ7	Paris	CAC40 3150TS 0509C	CITIGROUP	10,7	4443	GB00B0CTWK84	Paris	ETFS WTI OIL SEC	ETF SECURITIES	12,4	164

Amsterdam, Bruxelles, Lisbon and Paris market places, central order book only

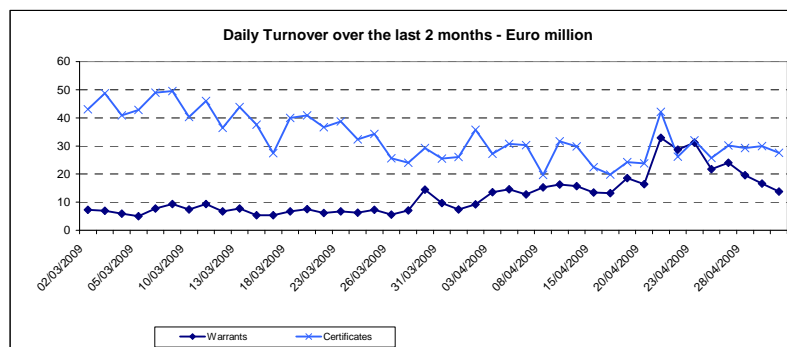
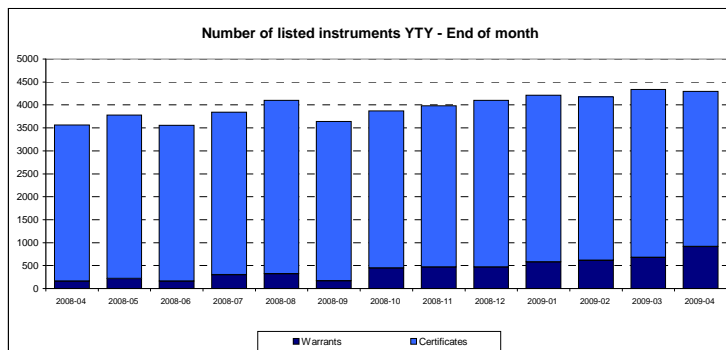
\* : Since 1st May, 2005, modification of the warrants and certificates market model regarding trades for valuation purposes

\*\* : All issuers who have less than 5 products listed at current month end

All information contained on or available on this page (the Content) is for general information purposes only. Although this information has been compiled with great care, neither Euronext, nor its servants nor agents, shall accept any responsibility for nor shall it be bound in any way by the contents of this document. In no event shall Euronext be liable for any loss or damages of any nature resulting from, arising out of or in connection with the Content.

All proprietary rights and interest in the Content, or connected with the Content, shall be vested in Euronext. No part of the Content may be redistributed or reproduced in any form or by any means or used to make any derivative work without written permission from Euronext

Central order book only



Main Indicators						
Listing	April 2009		Mars 2009		31 Dec 2007	
	LISTED End of month	MONTH New listed	LISTED End of month	LISTED End of month	LISTED End of month	LISTED End of month
<b>MARKET SEGMENT</b>						
<b>Total</b>	<b>4 333</b>	<b>820</b>	<b>4 372</b>		<b>4 102</b>	
Warrants	916	183	677		468	
Certificates	3417	637	3695		3634	
<b>ISSUERS</b>						
<b>Total</b>	<b>4 333</b>	<b>820</b>	<b>4 372</b>		<b>4 102</b>	
ABN AMRO	2199	245	2430		2355	
ASSET-BACKED OBLIGATIE LTD	6	0	6		6	
BARCLAYS BANK P.L.C.	38	0	38		38	
BNP PARIBAS	12	0	12		12	
CITIGROUP	309	120	247		286	
COMMERZBANK	836	275	778		700	
CREDIT SUISSE	15	0	15		15	
DEUTSCHE BANK	32	0	32		33	
DRESDNER KLEINWORT	5	0	7		9	
ETF SECURITIES	32	0	32		32	
FIXED INCOME DIAMOND COLLECTION LTD	6	0	6		6	
ING	596	180	519		354	
JP MORGAN	26	0	26		26	
MERRILL LYNCH	25	0	26		27	
RABOBANK	145	0	146		152	
ROBECO	6	0	6		6	
SOCIETE GENERALE	4	0	4		2	
UBS	19	0	19		19	
OTHERS	22	0	23		24	

Main Indicators						
Trading (single counted)	April 2009		Mars 2009		Since 1st January 2008 *	
	Number of trades	Turnover EUR ML	Number of trades	Turnover EUR ML	Number of trades	Turnover EUR ML
<b>MARKET SEGMENT</b>						
<b>Total</b>	<b>260 616</b>	<b>919,3</b>	<b>263 269</b>	<b>994,2</b>	<b>980 546</b>	<b>3 980,7</b>
Warrants	164421	354,8	145729	161,5	532864	751,6
Certificates	96195	564,5	117540	832,7	447682	3229,1
<b>ISSUERS</b>						
<b>Total</b>	<b>260 616</b>	<b>919,3</b>	<b>263 269</b>	<b>994,2</b>	<b>980 546</b>	<b>3 980,7</b>
ABN AMRO	90747	502,6	105581	609,7	405581	2515,2
ASSET-BACKED OBLIGATIE LTD	939	3,6	1001	3,3	3885	14,5
BARCLAYS BANK P.L.C.	42	1,2	105	1,9	336	7,0
BNP PARIBAS	2	0,0	7	0,1	13	0,2
CITIGROUP	2960	13,1	3755	20,3	13800	67,9
COMMERZBANK	1829	7,7	1136	5,8	5706	23,7
CREDIT SUISSE	0	0,0	0	0,0	0	0,0
DEUTSCHE BANK	88	2,7	221	4,6	792	17,2
DRESDNER KLEINWORT	3	0,1	22	0,4	48	0,8
ETF SECURITIES	429	23,0	519	41,7	2959	121,1
FIXED INCOME DIAMOND COLLECTION LTD	6	0,5	7	0,3	25	1,7
ING	160268	284,9	146422	188,4	530856	763,3
JP MORGAN	54	1,5	39	0,4	169	2,6
MERRILL LYNCH	36	0,4	37	0,9	112	2,1
RABOBANK	2330	54,8	3291	92,4	11593	322,0
ROBECO	54	0,8	114	1,5	437	7,4
SOCIETE GENERALE	2	0,0	3	0,1	8	0,1
UBS	8	0,0	27	0,2	58	0,4
OTHERS	819	22,4	982	22,5	4168	113,6

Most Traded Instruments (single counted)									
Warrants					Certificates				
ISIN	Name	Issuer	Turnover EUR thds	Number of trades	ISIN	Name	Issuer	Turnover EUR ML	Number of trades
NL0006426363	ING AEX SPS 250	ING	44948,3	21179	NL0009064633	AAB AEX TS 247	ABN AMRO	37,4	1754
NL0009105592	ING AEX SPL 227	ING	33986,6	16764	NL0009064096	AAB AEX TS 257	ABN AMRO	26,5	2758
NL0009105139	ING AEX SPL 222	ING	25819,0	11008	NL0009069368	AAB AEX TL 219	ABN AMRO	25,7	3743
NL0009106525	ING AEX SPS 243	ING	18696,2	9722	NL0009070283	AAB AEX TL 225	ABN AMRO	17,6	3232
NL0006426140	ING AEX SPS 255	ING	15896,0	4505	NL0009064849	AAB AEX TS 237	ABN AMRO	17,0	4318
NL0009105006	ING AEX SPL 211	ING	13583,0	6911	NL0009067636	AAB AEX TL 207	ABN AMRO	16,1	3367
NL0006426579	ING AEX SPS 240	ING	13067,4	10769	JE00B1VS3770	ETFS PHYSICALGOLD	ETF SECURITIES	14,5	249
NL0006426371	ING AEX SPS 245	ING	10076,1	8677	NL0009071026	AAB AEX TS 241	ABN AMRO	12,4	2474
NL0000169613	AAB DD 0%13	ABN AMRO	6744,7	245	NL0006467789	AAB DJX TS 9820	ABN AMRO	10,2	1904
NL0000143998	AAB 5,1%13	ABN AMRO	6129,1	174	NL0006467509	AAB AEX TL 189	ABN AMRO	9,1	1355

Amsterdam, Bruxelles, Lisbon and Paris market places, central order book only

\* : Since 1st May, 2005, modification of the warrants and certificates market model regarding trades for valuation purposes

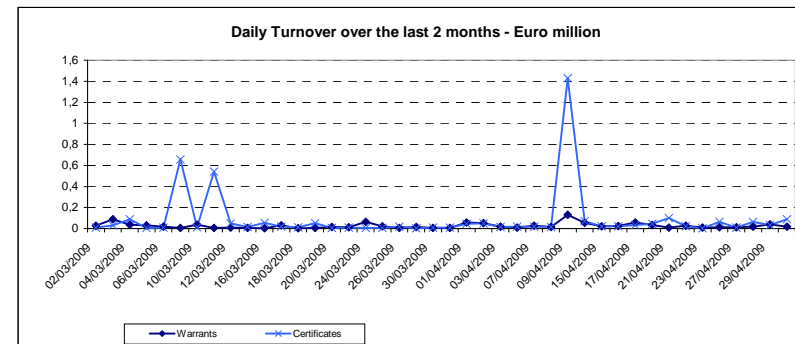
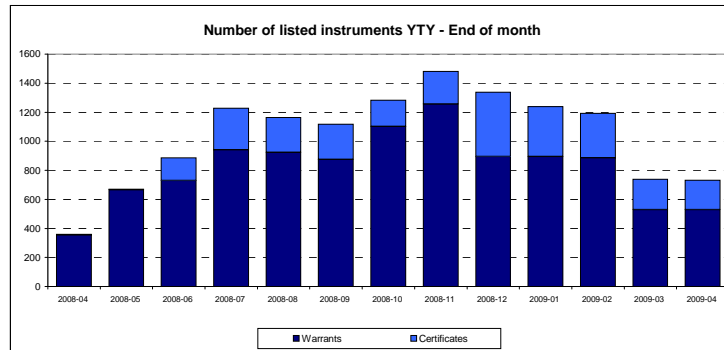
\*\* : All issuers who have less than 5 products listed at current month end

All information contained on or available on this page (the Content) is for general information purposes only. Although this information has been compiled with great care, neither Euronext, nor its servants nor agents, shall accept any responsibility for

nor shall it be bound in any way by the contents of this document. In no event shall Euronext be liable for any loss or damages of any nature resulting from, arising out of or in connection with the Content.

All proprietary rights and interest in the Content, or connected with the Content, shall be vested in Euronext. No part of the Content may be redistributed or reproduced in any form or by any means or used to make any derivative work without written permission from Euronext

Central order book only



Main Indicators				
MARKET SEGMENT	Listing			
	April 2009		Mars 2009	31 Dec 2007
	LISTED End of month	MONTH New listed	LISTED End of month	LISTED End of month
<b>Total</b>	<b>731</b>	<b>0</b>	<b>739</b>	<b>1 337</b>
Warrants	530	0	530	894
Certificates	201	0	209	443
<b>ISSUERS</b>	<b>731</b>	<b>0</b>	<b>739</b>	<b>1 337</b>
COMMERZBANK	731	0	739	1337

Main Indicators						
MARKET SEGMENT	Trading (single counted)					
	April 2009		Mars 2009	Since 1st January 2008 *		
	Number of trades	Turnover EUR ML	Number of trades	Turnover EUR ML	Number of trades	Turnover EUR ML
<b>Total</b>	<b>789</b>	<b>2,8</b>	<b>474</b>	<b>2,1</b>	<b>2 262</b>	<b>10,1</b>
Warrants	395	0,6	268	0,5	1271	2,5
Certificates	394	2,2	206	1,6	991	7,6
<b>ISSUERS</b>	<b>789</b>	<b>2,8</b>	<b>474</b>	<b>2,1</b>	<b>2 262</b>	<b>10,1</b>
COMMERZBANK	789	2,8	474	2,1	2262	10,1

Most Traded Instruments (single counted)									
Warrants					Certificates				
ISIN	Name	Issuer	Turnover EUR thds	Number of trades	ISIN	Name	Issuer	Turnover EUR ML	Number of trades
DE000CM3WZF5	SOLVA 50NRC0609Z	COMMERZBANK	160,0	11	DE000CM3UZL7	BRENT 115TS OPENZ	COMMERZBANK	293000,0	1
DE000CM3WRL0	UCB 25NRC1209Z	COMMERZBANK	77,8	13	DE000CM3WJA0	TOTAL 44.1TS OPENZ	COMMERZBANK	201000,0	2
DE000CM3WWL0	COLRT 180NRC0609Z	COMMERZBANK	30,5	13	DE000CM3UGY0	DELHA 32TL OPENZ	COMMERZBANK	159200,0	1
DE000CM3WLU4	ARCMJ 20NRC0909Z	COMMERZBANK	28,1	13	DE000CM3WUD1	OMEGA 15TL OPENZ	COMMERZBANK	129678,6	14
DE000CM3WJU8	CAC40 250NRP0909Z	COMMERZBANK	27,9	18	DE000CM3UGX2	DELHA 36TL OPENZ	COMMERZBANK	126400,0	1
DE000CM3WRB1	SOLVA 70NRC0909Z	COMMERZBANK	26,9	3	DE000CB74FZ0	DOWJO12400TS OPENZ	COMMERZBANK	78670,0	4
DE000CM3WFX2	GBL 60NRC0609Z	COMMERZBANK	22,9	10	PHILIP 19TS OPENZ	COMMERZBANK	74000,0	1	
DE000CM3WLZ3	AXA 25NRC1209Z	COMMERZBANK	17,4	4	DE000CM3WAF8	BRENT 32.5TL OPENZ	COMMERZBANK	67054,0	2
DE000CM3VH2	GOOGL 500NRC0909Z	COMMERZBANK	17,0	7	DE000CM3VPA9	GBL 40TL OPENZ	COMMERZBANK	60269,4	24
DE000CM3WPR1	KBC 35NRC0909Z	COMMERZBANK	16,0	3	DE000CB55QD3	BLCOM 34TS OPENZ	COMMERZBANK	60000,0	1

Amsterdam, Bruxelles, Lisbon and Paris market places, central order book only

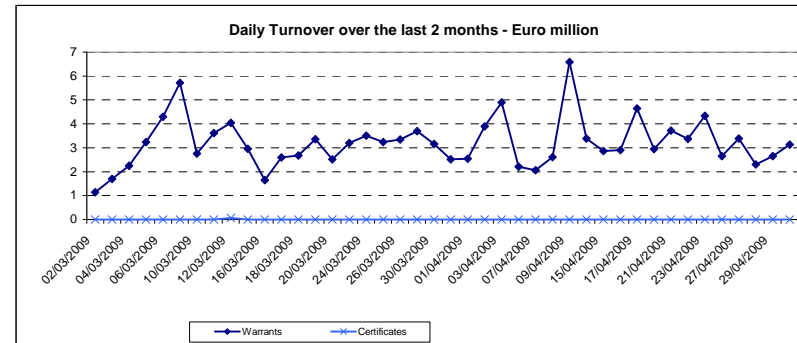
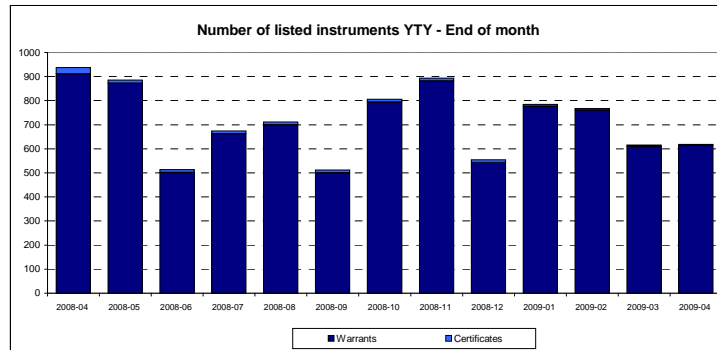
\*: Since 1st May, 2005, modification of the warrants and certificates market model regarding trades for valuation purposes

\*\* : All issuers who have less than 5 products listed at current month end

All information contained on or available on this page (the Content) is for general information purposes only. Although this information has been compiled with great care, neither Euronext, nor its servants nor agents, shall accept any responsibility for nor shall it be bound in any way by the contents of this document. In no event shall Euronext be liable for any loss or damages of any nature resulting from, arising out of or in connection with the Content.

All proprietary rights and interest in the Content, or connected with the Content, shall be vested in Euronext. No part of the Content may be redistributed or reproduced in any form or by any means or used to make any derivative work without written permission from Euronext

Central order book only



Main Indicators				
MARKET SEGMENT	Listing			
	April 2009		Mars 2009	31 Dec 2007
	LISTED End of month	MONTH New listed	LISTED End of month	LISTED End of month
<b>Total</b>	<b>619</b>	<b>87</b>	<b>616</b>	<b>554</b>
Warrants	614	87	610	542
Certificates	5	0	6	12
<b>ISSUERS</b>	<b>619</b>	<b>87</b>	<b>616</b>	<b>554</b>
CITIGROUP	367	53	354	220
COMMERZBANK	248	34	258	325
UBS	4	0	4	4
OTHERS	0	0	0	5

Main Indicators						
MARKET SEGMENT	Trading (single counted)					
	April 2009		Mars 2009	Since 1st January 2008 *		
	Number of trades	Turnover EUR ML	Number of trades	Turnover EUR ML	Number of trades	Turnover EUR ML
<b>Total</b>	<b>16 162</b>	<b>67,1</b>	<b>16 783</b>	<b>67,2</b>	<b>69 551</b>	<b>297,1</b>
Warrants	16162	67,1	16782	67,2	69549	297,0
Certificates	0	0,0	1	0,1	2	0,1
<b>ISSUERS</b>	<b>16 162</b>	<b>67,1</b>	<b>16 783</b>	<b>67,2</b>	<b>69 551</b>	<b>297,1</b>
CITIGROUP	6014	23,9	5253	21,4	22638	90,3
COMMERZBANK	10148	43,2	11530	45,8	46913	206,9
UBS	0	0,0	0	0,0	0	0,0
OTHERS	0	0,0	0	0,0	0	0,0

Most Traded Instruments (single counted)									
Warrants					Certificates				
ISIN	Name	Issuer	Turnover EUR ML	Number of trades	ISIN	Name	Issuer	Turnover EUR thds	Number of trades
DE000CM5CMN4	DAX 4600C 0609Z	COMMERZBANK	6,1	598	DE000CG35WP6	NIKEI19957BON0608C	CITIGROUP	0,0	0,0
DE000CG2B0T4	DAX 4600C 0909C	CITIGROUP	3,6	321	DE000CG35WQ4	NIKEI21339BON0609C	CITIGROUP	0,0	0
DE000CM5CMP9	DAX 5000C 0609Z	COMMERZBANK	3,3	604	CH0023518829	NRDJSTOXXBANKS UB	UBS	0,0	0
DE000CG2B0U2	DAX 4800C 0909C	CITIGROUP	3,1	299	CH0023518977	NRDJSTOXX SMALL UB	UBS	0,0	0
DE000CM5DGS3	DAX 4000P 0909Z	COMMERZBANK	2,8	388	CH0023519207	NRDAX UB	UBS	0,0	0
DE000CM5DFY3	DAX 4800TS 0609Z	COMMERZBANK	2,7	762	CH0023519298	NRDJEUROSTOXX50 UB	UBS	0,0	0
DE000CM5DFN6	DAX 3900TL 0509Z	COMMERZBANK	2,1	255	0	0	0	0,0	0
DE000CM5DGP9	DAX 4200C 0909Z	COMMERZBANK	2,1	147	0	0	0	0,0	0
DE000CM5DGA1	DAX 4250TL 0509Z	COMMERZBANK	2,0	289	0	0	0	0,0	0
DE000CM5DFX5	DAX 4700TS 0609Z	COMMERZBANK	2,0	810	0	0	0	0,0	0

Amsterdam, Bruxelles, Lisbon and Paris market places, central order book only

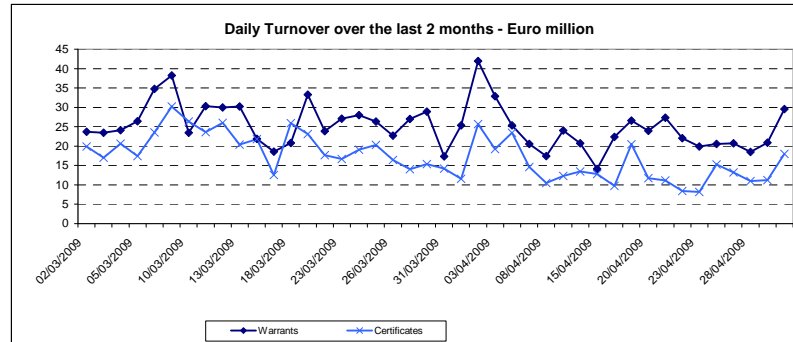
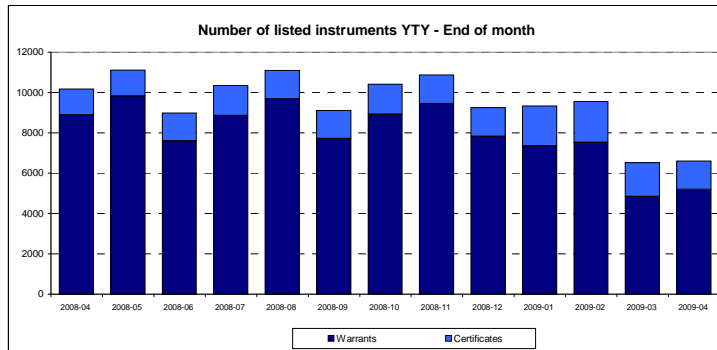
\*: Since 1st May, 2005, modification of the warrants and certificates market model regarding trades for valuation purposes

\*\* : All issuers who have less than 5 products listed at current month end

All information contained on or available on this page (the Content) is for general information purposes only. Although this information has been compiled with great care, neither Euronext, nor its servants nor agents, shall accept any responsibility for nor shall it be bound in any way by the contents of this document. In no event shall Euronext be liable for any loss or damages of any nature resulting from, arising out of or in connection with the Content.

All proprietary rights and interest in the Content, or connected with the Content, shall be vested in Euronext. No part of the Content may be redistributed or reproduced in any form or by any means or used to make any derivative work without written permission from Euronext

Central order book only



Main Indicators				
Listing				
MARKET SEGMENT	April 2009		Mars 2009	31 Dec 2007
	LISTED End of month	MONTH New listed	LISTED End of month	LISTED End of month
<b>Total</b>	<b>6 610</b>	<b>1 165</b>	<b>6 533</b>	<b>9 250</b>
Warrants	5186	1030	4844	7831
Certificates	1424	135	1689	1419
<b>ISSUERS</b>	<b>6 610</b>	<b>1 165</b>	<b>6 533</b>	<b>9 250</b>
ABN AMRO	192	0	199	219
BNP PARIBAS	1541	300	1311	1619
CITIGROUP	631	261	555	666
COMMERZBANK	2054	420	1890	3099
DRESDNER KLEINWORT	250	12	747	1449
ETF SECURITIES	42	0	42	42
GOLDMAN SACHS	31	0	32	32
MERRILL LYNCH	25	0	25	27
SOCIETE GENERALE	1553	44	1569	1885
UNICREDIT	289	128	161	176
OTHERS	2	0	2	36

Main Indicators						
Trading (single counted)						
MARKET SEGMENT	April 2009		Mars 2009	Since 1st January 2008 *		
	Number of trades	Turnover EUR ML	Number of trades	Turnover EUR ML	Number of trades	Turnover EUR ML
<b>Total</b>	<b>191 342</b>	<b>756,8</b>	<b>227 383</b>	<b>1 022,7</b>	<b>874 070</b>	<b>3 943,9</b>
Warrants	151220	474,8	149022	580,4	588073	2 200,3
Certificates	40122	282,1	78361	442,3	285997	1 743,6
<b>ISSUERS</b>	<b>191 342</b>	<b>756,8</b>	<b>227 383</b>	<b>1 022,7</b>	<b>874 070</b>	<b>3 943,9</b>
ABN AMRO	1486	7,8	1652	8,3	7358	37,7
BNP PARIBAS	47403	167,3	62530	222,2	242827	972,1
CITIGROUP	48871	105,3	46532	101,3	164107	391,7
COMMERZBANK	46536	163,9	46724	190,1	180722	668,1
DRESDNER KLEINWORT	8264	18,5	27947	82,0	110701	397,2
ETF SECURITIES	4688	135,4	7153	174,1	23224	607,7
GOLDMAN SACHS	22	0,1	15	0,0	114	0,2
MERRILL LYNCH	7	0,0	31	0,2	99	0,9
SOCIETE GENERALE	32536	155,4	33086	239,6	138652	854,2
UNICREDIT	1529	3,1	1713	4,9	6258	14,1
OTHERS	0	0,0	0	0,0	8	0,0

Most Traded Instruments (single counted)									
Warrants					Certificates				
ISIN	Name	Issuer	Turnover EUR ML	Number of trades	ISIN	Name	Issuer	Turnover EUR ML	Number of trades
FR0010730903	CAC40 2800P 0509S	SOCIETE GENERALE	12,6	3277	GB00B00FHZ82	GOLD BULLION SEC	ETF SECURITIES	79,9	2812
DE000CM4MLC9	CAC40 3400TS 0909Z	COMMERZBANK	10,8	347	GB00B15KXV33	WTFS CRUDE OIL	ETF SECURITIES	14,1	704
DE000CG2BPQ7	CAC40 3150TS 0509C	CITIGROUP	10,7	4443	GB00B0CTWK84	ETFS WTI OIL SEC	ETF SECURITIES	12,4	164
DE000CG2BEU3	CAC40 2700TL 0909C	CITIGROUP	8,4	3167	FR0010673350	GOLD PIQOPENS	SOCIETE GENERALE	11,8	326
DE000CG2AMN3	CAC40 3100TS 0409C	CITIGROUP	6,7	2586	GB00B0CTWC01	ETFS BRENT OIL SEC	ETF SECURITIES	10,8	317
DE000CG2BNM1	CAC40 2800TL 0909C	CITIGROUP	6,3	2703	FR0010511535	BRENT PI OPENS	SOCIETE GENERALE	9,4	1244
DE000CG2AMM5	CAC40 3050TS 0409C	CITIGROUP	6,0	2974	FR0010341008	OR SG 1210	SOCIETE GENERALE	4,8	70
FR0010730911	CAC40 3000P 0509S	SOCIETE GENERALE	5,8	1040	FR0010511543	WTI PI OPENS	SOCIETE GENERALE	4,5	568
NL0009115435	CAC40 2800C 0509B	BNP PARIBAS	5,8	267	NL0009115740	CAC40 2800TPL1209B	BNP PARIBAS	3,4	1380
DE000CM4MKX9	CAC40 3150TS 0509Z	COMMERZBANK	5,3	1231	FR0010316497	SG GSCI 1210	SOCIETE GENERALE	3,3	52

Amsterdam, Bruxelles, Lisbon and Paris market places, central order book only

\* : Since 1st May, 2005, modification of the warrants and certificates market model regarding trades for valuation purposes

\*\* : All issuers who have less than 5 products listed at current month end

All information contained on or available on this page (the Content) is for general information purposes only. Although this information has been compiled with great care, neither Euronext, nor its servants nor agents, shall accept any responsibility for

nor shall it be bound in any way by the contents of this document. In no event shall Euronext be liable for any loss or damages of any nature resulting from, arising out of or in connection with the Content.

All proprietary rights and interest in the Content, or connected with the Content, shall be vested in Euronext. No part of the Content may be redistributed or reproduced in any form or by any means or used to make any derivative work without written permission from Euronext