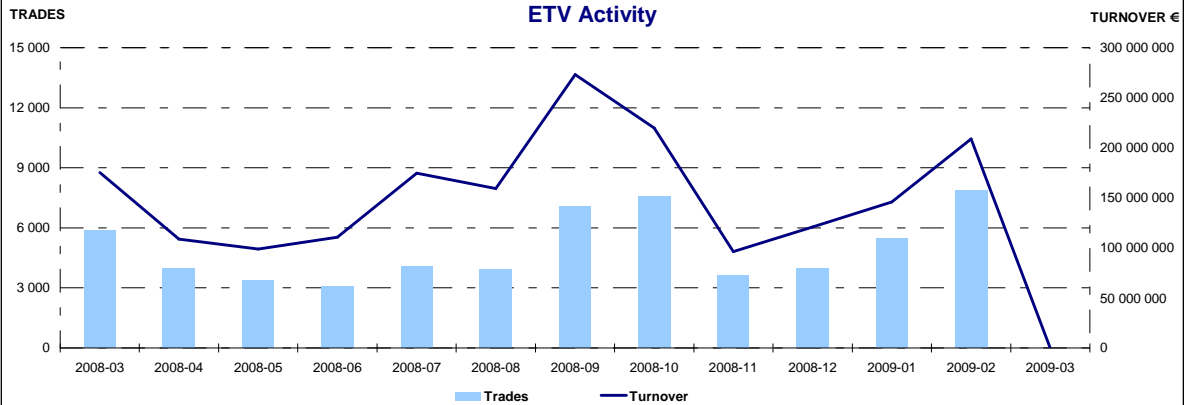
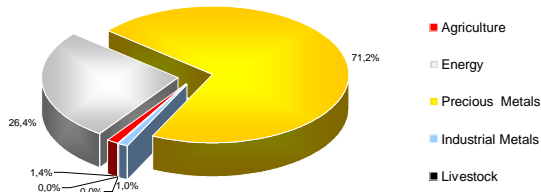
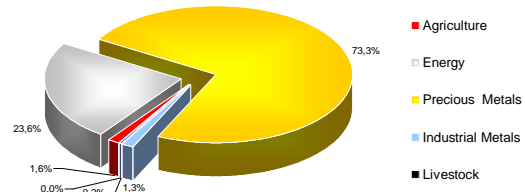


KEY FIGURES

Turnover Allocation by Segment

Trades Allocation by Segment

LISTED INSTRUMENTS

Segment	MoR	Total
Broad	3	5
Agriculture	12	22
Energy	10	17
Industrial Metals	5	10
Livestock	3	3
Precious Metals	9	16
TOTAL	42	73

TRADING

Segment	March 2009		February 2009		Since Jan. 1st 2009	
	Trades	Turnover € 000	Trades	Turnover € 000	Trades	Turnover €M
Broad	13	58	16	57	66	9,8
Agriculture	123	2 989	117	3 112	392	150,2
Energy	1 807	56 912	1 673	37 011	5 736	6,3
Industrial Metals	103	2 130	62	1 970	259	1,7
Livestock	3	9	11	529	34	401,9
Precious Metals	5 623	153 676	6 015	166 130	14 579	570
TOTAL	7 672	215 775	7 894	208 808	21 066	570

Top 10 ETVs in the month by Turnover

Symbol	Name	Ticker	Ric	Underlying	Daily Avg. Trades	Daily Avg. Turnover € 000	MS% ²	Avg. spread (bp)
GBS	GOLD BULLION SECURITIES	GBS FP	GBS.PA	1/10th of USD/oz gold spot price	221,7	4 712	48,0%	2,4
PHAU	ETFS Physical Gold**	PHAU NA	PHAU.AS	1/10th of USD/oz gold spot price	16,1	1 660	16,9%	3,5
OILBP	ETFS Brent 1mth	OILBP FP	OILBP.PA	ICE 1-Month Brent Future	26,1	977	10,0%	4,1
CRUDP	ETFS Crude Oil	CRUDP FP	CRUDP.PA	DJ-AIG Crude Oil Sub-IndexSM	43,7	925	9,4%	4,0
OILWP	ETFS WTI 2mth	OILWP FP	OILWP.PA	NYMEX WTI 2-Month Oil Future	8,1	595	6,1%	4,2
BULLP	ETFS Gold	BULLP FP	BULLP.PA	DJ-AIG Gold Sub-IndexSM	7,0	201	2,0%	5,1
PHAG	ETFS Physical Silver**	PHAG NA	PHAG.AS	1 USD/oz Silver spot price	4,4	135	1,4%	5,7
SLVRP	ETFS Silver	SLVRP FP	SLVRP.PA	DJ-AIG Silver Sub-IndexSM	2,7	101	1,0%	6,1
AIGPP	ETFS Precious Metals DJ-AIGCI	AIGPP FP	AIGPP.PA	DJ-AIG Precious Metals Sub-IndexSM	0,5	75	0,8%	5,6
COPAP	ETFS Copper	COPAP FP	COPAP.PA	DJ-AIG Copper Sub-IndexSM	2,9	66	0,7%	5,8

Top 10 ETVs in 2009 by total Turnover

Symbol	Name	Ticker	Ric	Underlying	Daily Avg. Trades	Daily Avg. Turnover € 000	MS% ²	Avg. spread (bp)
GBS	GOLD BULLION SECURITIES	GBS FP	GBS.PA	1/10th of USD/oz gold spot price	195	4 490	49,8%	2,3
CRUDP	ETFS Crude Oil	CRUDP FP	CRUDP.PA	DJ-AIG Crude Oil Sub-IndexSM	58	1 377	18,4%	4,8
PHAU	ETFS Physical Gold**	PHAU NA	PHAU.AS	1/10th of USD/oz gold spot price	17	1 190	11,1%	3,3
OILBP	ETFS Brent 1mth	OILBP FP	OILBP.PA	ICE 1-Month Brent Future	24	648	5,6%	5,7
BULLP	ETFS Gold	BULLP FP	BULLP.PA	DJ-AIG Gold Sub-IndexSM	8	291	3,9%	5,5
OILWP	ETFS WTI 2mth	OILWP FP	OILWP.PA	NYMEX WTI 2-Month Oil Future	5	259	1,7%	5,5
SLVRP	ETFS Silver	SLVRP FP	SLVRP.PA	DJ-AIG Silver Sub-IndexSM	3	128	1,1%	5,9
PHAG	ETFS Physical Silver**	PHAG NA	PHAG.AS	1 USD/oz Silver spot price	6	93	0,8%	7,9
COPAP	ETFS Copper	COPAP FP	COPAP.PA	DJ-AIG Copper Sub-IndexSM	2	63	0,7%	5,7
AIGPP	ETFS Precious Metals DJ-AIGCI	AIGPP FP	AIGPP.PA	DJ-AIG Precious Metals Sub-IndexSM	1	54	0,6%	5,3

1 - Turnover calculated using the order book activity.

2 - Market Share on NYSE Euronext ETV market by Order Book Turnover.

Name	ISIN	Exchange Code	Ticker	Ric	Sedol	Underlying	March				Since 1st Jan 2009			
							Daily Average Trades	Daily Average Turnover €	Avg. spread (bp) ¹	ΔM% ¹	Daily Average Trades	Daily Average Turnover € 000	Avg. spread (bp) ²	ΔYtd% ²
Broad														
ETFS All Commodities DJ-AIGCISM	GB00B15KY989	AIGCP	AIGCP.FP	AIGCP.PA	B1RM9J7	DJ-AIG Commodity Index SM	0,6	2 654	8,37	-1,13%	14,0	8 462	8,44	+3,51%
ETFS Forward All Commodities DJ-AIGCI-F3SM	JE00B24DMC49	FAIGP	FAIGP.FP	FAIGP.PA	B29NF42	DJ-AIG All Commodities Sub-Index 3 Month	0,0	0	9,19	+0,00%	0,0	0	11,28	+0,00%
ETFS Ex-Energy DJ-AIGCISM	GB00B15KYD26	AIGXP	AIGXP.FP	AIGXP.PA	B1RM9X1	DJ-AIG Ex-Energy Sub-Index SM	0,0	0	11,58	+0,00%	2,0	241	10,48	-22,82%
Agriculture														
ETFS Agriculture DJ-AIGCISM	GB00B15KYH63	AIGAP	AIGAP.FP	AIGAP.PA	B1RM9H5	DJ-AIG Agriculture Sub-Index SM	1,3	10 294	13,65	-5,53%	40,0	10 721	13,13	+4,58%
ETFS Forward Agriculture DJ-AIGCI-F3SM	JE00B24DMK23	FAGRP	FAGRP.FP	FAGRP.PA	B29NF20	DJ-AIG Agriculture Sub-Index 3 Month Forw	0,2	34 033	11,87	-7,56%	1,0	12 252	13,16	-20,46%
ETFS Grains DJ-AIGCISM	GB00B15KYL00	AIGGP	AIGGP.FP	AIGGP.PA	B1RMB13	DJ-AIG Grains Sub-Index SM	0,6	5 407	16,23	+3,60%	17,0	9 467	15,68	-1,63%
ETFS Forward Grains DJ-AIGCI-F3SM	JE00B24DMN53	GRAFP	GRAFP.FP	GRAFP.PA	B29ND71	DJ-AIG Grains Sub-Index 3 Month Forward ⁹	0,3	20 509	12,59	-39,22%	0,0	6 836	14,17	+0,00%
ETFS Softs DJ-AIGCISM	GB00B15KYJ87	AIGSP	AIGSP.FP	AIGSP.PA	B1RMBF7	DJ-AIG Softs Sub-Index SM	0,2	1 304	8,79	-7,04%	1,0	538	8,64	+19,53%
ETFS Coffee	GB00B15KXP72	COFFP	COFFP.FP	COFFP.PA	B1RM9N1	DJ-AIG Coffee Sub-Index SM	0,2	17 215	11,47	-3,14%	11,0	30 750	10,83	+13,69%
ETFS Corn	GB00B15KXS04	CORNP	CORNP.FP	CORNP.PA	B1RM9Q4	DJ-AIG Corn Sub-Index SM	0,7	3 227	22,01	+2,61%	6,0	3 157	21,19	-6,50%
ETFS Cotton	GB00B15KXT11	COTNP	COTNP.FP	COTNP.PA	B1RM9S6	DJ-AIG Cotton Sub-Index SM	0,4	9 294	18,19	-5,05%	10,0	18 030	16,99	+5,32%
ETFS Soybeans	GB00B15KY542	SOYBP	SOYBP.FP	SOYBP.PA	B1RMBH9	DJ-AIG Soybeans Sub-Index SM	0,0	45	14,85	+3,16%	1,0	65	13,99	+6,74%
ETFS Soybean Oil	GB00B15KY435	SOYOP	SOYOP.FP	SOYOP.PA	B1RMBG8	DJ-AIG Soybean Oil Sub-Index SM	0,0	0	15,51	+0,00%	1,0	3 182	15,93	+6,39%
ETFS Sugar	GB00B15KY658	SUGAP	SUGAP.FP	SUGAP.PA	B1RMBJ1	DJ-AIG Sugar Sub-Index SM	0,6	25 950	6,24	-8,21%	8,0	24 446	7,07	+31,37%
ETFS Wheat	GB00B15KY765	WEATP	WEATP.FP	WEATP.PA	B1RMBK2	DJ-AIG Wheat Sub-Index SM	1,0	8 580	19,28	-8,12%	21,0	36 189	21,06	-3,43%
Energy														
ETFS Energy DJ-AIGCISM	GB00B15KYB02	AIGEP	AIGEP.FP	AIGEP.PA	B1RM9W0	DJ-AIG Energy Sub-Index SM	0,7	10 464	8,14	-1,42%	15,0	8 056	8,08	-8,40%
ETFS Forward Energy DJ-AIGCI-F3SM	JE00B24DMD55	ENEFPP	ENEFPP.FP	ENEFPP.PA	B29NF64	DJ-AIG Energy Sub-Index 3 Month Forward ⁹	0,1	13 314	9,36	+0,00%	0,0	4 438	14,24	+0,00%
ETFS Petroleum DJ-AIGCISM	GB00B15KYC19	AIGOP	AIGOP.FP	AIGOP.PA	B1RMBB3	DJ-AIG Petroleum Sub-Index SM	0,4	21 900	5,61	+7,34%	1,0	22 783	6,35	+5,87%
ETFS Brent 1mth	GB00B0CTWC01	OILBP	OILBP.FP	OILBP.PA	B1RBR34	ICE 1-Month Brent Future	26,1	977 436	4,13	-0,42%	339,0	647 990	5,71	+15,85%
ETFS Crude Oil	GB00B15KY333	CRUDP	CRUDP.FP	CRUDP.PA	B1RM9V9	DJ-AIG Crude Oil Sub-Index SM	43,7	924 524	4,00	+0,00%	1209,0	1 376 563	4,82	-3,23%
ETFS Gasoline	GB00B15KXW40	UGASP	UGASP.FP	UGASP.PA	B1RM9Y2	DJ-AIG Unleaded Gasoline Sub-Index SM	0,4	25 153	6,91	-0,76%	6,0	26 433	8,34	+34,96%
ETFS Heating Oil	GB00B15KY663	HEATP	HEATP.FP	HEATP.PA	B1RMB24	DJ-AIG Heating Oil Sub-Index SM	0,1	31	8,63	-0,17%	0,0	2 624	9,05	-23,52%
ETFS Natural Gas	GB00B15KY104	NGASP	NGASP.FP	NGASP.PA	B1RMB79	DJ-AIG Natural Gas Sub-Index SM	2,4	8 415	24,75	-20,63%	33,0	26 426	21,19	-25,88%
ETFS Forward Natural Gas	JE00B24DM351	NGAFP	NGAFP.FP	NGAFP.PA	B29NG27	DJ-AIG Natural Gas Sub-Index 3 Month Forw	0,1	10 364	11,22	-2,82%	3,0	12 127	15,86	-22,87%
ETFS WTI 2mth	GB00B0CTWK84	OILWP	OILWP.FP	OILWP.PA	B1RBR45	NYMEX WTI 2-Month Oil Future	8,1	595 330	4,21	+2,59%	67,0	259 496	5,54	+10,00%
Industrial Metals														
ETFS Industrial Metals DJ-AIGCISM	GB00B15KYG56	AIGIP	AIGIP.FP	AIGIP.PA	B1RMB35	DJ-AIG Industrial Metals Sub-Index SM	0,5	15 274	8,42	+3,96%	17,0	14 523	8,47	+9,06%
ETFS Aluminium	GB00B15KXN58	ALUMP	ALUMP.FP	ALUMP.PA	B1RM9K6	DJ-AIG Aluminium Sub-Index SM	0,4	1 140	11,34	+0,70%	2,0	3 643	11,76	-13,03%
ETFS Copper	GB00B15KXQ89	COPAP	COPAP.FP	COPAP.PA	B1RM9P3	DJ-AIG Copper Sub-Index SM	2,9	66 418	5,79	+16,20%	29,0	63 097	5,70	+27,93%
ETFS Nickel	GB00B15KY211	NICKP	NICKP.FP	NICKP.PA	B1RMB80	DJ-AIG Nickel Sub-Index SM	0,5	12 936	14,28	-9,47%	8,0	11 426	13,91	-0,63%
ETFS Zinc	GB00B15KY872	ZINCP	ZINCP.FP	ZINCP.PA	B1RMBL3	DJ-AIG Zinc Sub-Index SM	0,5	1 066	16,33	+7,27%	6,0	6 880	13,38	+10,63%
Livestock														
ETFS Livestock DJ-AIGCISM	GB00B15KY992	AIGLP	AIGLP.FP	AIGLP.PA	B1RMB68	DJ-AIG Livestock Sub-Index SM	0,0	146	11,59	+2,23%	2,0	7 850	11,37	+3,29%
ETFS Lean Hogs	GB00B15KXZ70	HOGSP	HOGSP.FP	HOGSP.PA	B1RMB46	DJ-AIG Lean Hogs Sub-Index SM	0,1	259	20,19	+2,08%	9,0	9 601	19,25	-4,00%
ETFS Live Cattle	GB00B15KY096	CATLP	CATLP.FP	CATLP.PA	B1RM9L9	DJ-AIG Live Cattle Sub-Index SM	0,0	0	10,99	+0,00%	0,0	11 073	9,83	-0,53%
Precious Metals														
ETFS Precious Metals DJ-AIGCISM	GB00B15KYF40	AIGPP	AIGPP.FP	AIGPP.PA	B1RM9D1	DJ-AIG Precious Metals Sub-Index SM	0,5	75 415	5,59	-6,27%	13,0	53 591	5,26	+25,19%
ETFS Gold	GB00B15KX556	BULLP	BULLP.FP	BULLP.PA	B1RMB02	DJ-AIG Gold Sub-Index SM	7,0	200 612	5,10	-9,64%	190,0	290 522	5,50	+21,11%
ETFS Physical Gold**	JE00B1VS3770	PHAU	PHAU.NA	PHAU.AS	B1XF020	1/10th of USD/oz gold spot price	16,1	1 660 041	3,49	-7,88%	477,0	1 190 056	3,26	+20,77%
ETFS Silver	GB00B15KY328	SLVRP	SLVRP.FP	SLVRP.PA	B1RMBC4	DJ-AIG Silver Sub-Index SM	2,7	101 088	6,10	-6,74%	97,0	128 397	5,91	+34,09%
ETFS Physical Silver**	JE00B1VS3333	PHAG	PHAG.NA	PHAG.AS	B1XF031	1 USD/oz Silver spot price	4,4	134 881	5,65	-8,80%	177,0	93 225	7,94	+35,84%
ETFS Physical Palladium**	JE00B1VS3002	PHPD	PHPD.NA	PHPD.AS	B1XDZV8	1/10th of USD/oz palladium spot price	1,3	18 883	20,05	+4,57%	23,0	26 976	20,82	+24,58%
ETFS Physical Platinum**	JE00B1VS2W53	PHPT	PHPT.NA	PHPT.AS	B1XF008	1/10th of USD/oz platinum spot price	1,4	61 228	10,05	+1,00%	43,0	36 181	11,43	+29,84%
ETFS Physical PM Basket**	JE00B1VS3W29	PHPM	PHPM.NA	PHPM.AS	B1XF019	0.01oz Pt, 0.02 Pd, 1.2oz Ag, 0.04oz Au (sp)	0,5	20 811	13,76	-9,92%	17,0	24 890	12,90	+25,01%
GOLD BULLION SECURITIES	GB00B00FH282	GBS	GBS.FP	GBS.PA	B0P30C5	1/10th of USD/oz gold spot price	221,7	4 712 320	2,36	-7,91%	4978,0	4 489 961	2,34	+21,65%

This publication is solely intended as information and does not constitute any investment advice or an offer, solicitation or recommendation to acquire or dispose of any investment or to engage in any transaction.

Although this publication is issued in good faith, no representation or warranty, express or implied, is or will be made and no responsibility or liability is or will be accepted by NYSE Euronext or by any of its officers,

employees or agents in relation to the accuracy or completeness of this publication and any such liability is expressly disclaimed. No information set out or referred to in this publication shall form the basis of any contract.

The creation of rights and obligations in respect of financial products that are traded on the exchanges operated by NYSE Euronext's subsidiaries shall depend solely on the applicable rules of the market operator.

NYSE Euronext encourages you to reach your own opinion as to whether investments are appropriate or relevant and recommends you not to make any decisions on the basis of the information contained in this publication

before checking it, as you will bear full responsibility for any use that you make of it. Persons wishing to trade products available on NYSE Euronext markets or wishing to offer such products to third parties are advised,

before doing so, to check their legal and regulatory position in the relevant territory and to understand the related risks. All proprietary rights and interest in or connected with this publication are vested in NYSE Euronext.

No part of it may be redistributed or reproduced in any form or by any means or used to make any derivative work (such as translation, transformation, or adaptation) without the prior written permission of NYSE Euronext.

NYSE Euronext refers to NYSE Euronext and its affiliates and references to NYSE Euronext in this publication include each and any such company as the context dictates.

NYSE Euronext, Euronext and ETVs are registered marks of NYSE Euronext. © 2007 NYSE Euronext - All rights reserved.

1 - ΔM%: Month performance based on closing prices.

2 - ΔYtd%: Ytd performance based on closing prices.