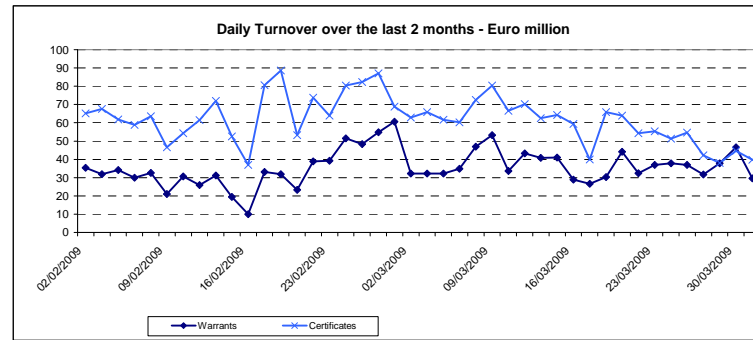
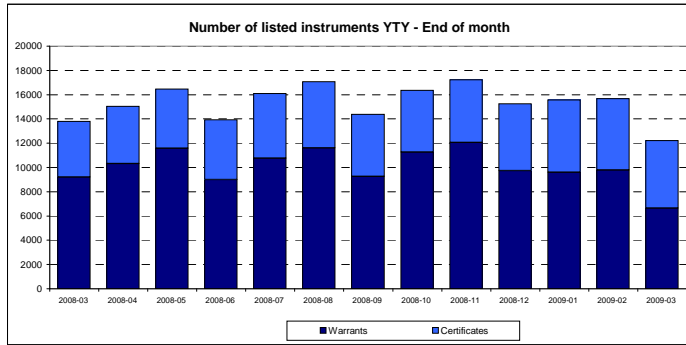


Central order book only



Main Indicators				
MARKET SEGMENT	Listing			
	Mars 2009		February 2009	
	LISTED End of month	MONTH New listed	LISTED End of month	LISTED End of month
<b>Total</b>	<b>12 260</b>	<b>2 668</b>	<b>15 728</b>	<b>15 243</b>
Warrants	6661	1586	9778	9735
Certificates	5599	1082	5950	5508
<b>ISSUERS</b>	<b>12 260</b>	<b>2 668</b>	<b>15 728</b>	<b>15 243</b>
ABN AMRO	2629	236	2668	2574
ASSET-BACKED OBLIGATIE LTD	6	0	6	6
BARCLAYS BANK P.L.C.	38	0	38	38
BNP PARIBAS	1323	146	1637	1631
CITIGROUP	1156	802	1286	1172
COMMERZBANK	3665	996	5274	5461
CREDIT SUISSE	15	0	15	15
DEUTSCHE BANK	32	0	32	33
DRESDNER KLEINWORT	754	161	1546	1458
ETF SECURITIES	74	0	74	74
FIXED INCOME DIAMOND COLLECTION LTD	6	0	6	6
GOLDMAN SACHS	32	0	32	32
ING	519	195	465	354
JP MORGAN	26	0	26	26
MERRILL LYNCH	51	0	51	54
RABOBANK	146	0	148	152
ROBECO	6	0	6	6
SOCIETE GENERALE	1573	132	1983	1887
UBS	23	0	23	23
UNICREDIT	161	0	294	176
OTHERS	25	0	58	65

Main Indicators						
MARKET SEGMENT	Trading (single counted)					
	Mars 2009		February 2009		Since 1st January 2008 *	
	Number of trades	Turnover EUR ML	Number of trades	Turnover EUR ML	Number of trades	Turnover EUR ML
<b>Total</b>	<b>507 909</b>	<b>2 086,2</b>	<b>451 690</b>	<b>2 002,8</b>	<b>1 457 520</b>	<b>6 485,8</b>
Warrants	311801	809,6	252845	683,4	859559	2354,1
Certificates	196108	1276,7	198845	1319,3	597961	4131,7
<b>ISSUERS</b>	<b>507 909</b>	<b>2 086,2</b>	<b>451 690</b>	<b>2 002,8</b>	<b>1 457 520</b>	<b>6 485,8</b>
ABN AMRO	107233	617,9	99614	584,2	320706	2 042,4
ASSET-BACKED OBLIGATIE LTD	1001	3,3	784	2,6	2946	10,9
BARCLAYS BANK P.L.C.	105	1,9	80	1,9	294	5,8
BNP PARIBAS	62537	222,3	58306	225,4	195435	805,0
CITIGROUP	55540	143,1	42427	131,7	142700	407,6
COMMERZBANK	59864	243,8	50656	182,0	176301	691,3
CREDIT SUISSE	0	0,0	0	0,0	0	0,0
DEUTSCHE BANK	221	4,6	298	4,8	704	14,5
DRESDNER KLEINWORT	27969	82,3	37610	139,0	102482	379,3
ETF SECURITIES	7672	215,8	7894	208,8	21066	570,3
FIXED INCOME DIAMOND COLLECTION LTD	7	0,3	4	0,4	19	1,3
GOLDMAN SACHS	15	0,0	13	0,0	92	0,1
ING	146422	188,4	107910	136,7	370588	478,4
JP MORGAN	39	0,4	40	0,4	115	1,1
MERRILL LYNCH	68	1,0	74	1,3	168	2,7
RABOBANK	3291	92,4	3010	80,1	9263	267,1
ROBECO	114	1,5	98	1,8	383	6,6
SOCIETE GENERALE	33089	239,7	40167	260,1	106122	698,9
UBS	27	0,2	13	0,1	50	0,3
UNICREDIT	1713	4,9	1308	1,7	4729	10,9
OTHERS	982	22,5	1374	39,9	3357	91,2

Most Traded Instruments (single counted)											
Warrants					Certificates						
ISIN	Location	Name	Issuer	Turnover EUR ML	Number of trades	ISIN	Location	Name	Issuer	Turnover EUR ML	Number of trades
NL0006427163	Amsterdam	ING AEX SPS 230	ING	15,9	13313	GB00B00FHZ82	Paris	GOLD BULLION SEC	ETF SECURITIES	103,7	4878
FR0010730820	Paris	CAC40 2800C 0509S	SOCIETE GENERALE	12,2	858	NL0009065184	Amsterdam	AAB AEX TS 230	ABN AMRO	47,2	9338
DE000CG2BEU3	Paris	CAC40 2700TL 0909C	CITIGROUP	10,8	5692	JE00B1V33770	Amsterdam	ETF5 PHYSICALGOLD	ETF SECURITIES	36,5	355
DE000CG2APY3	Paris	CAC40 2950TS 0409C	CITIGROUP	10,4	4681	NL0009066166	Amsterdam	AAB AEX TS 220	ABN AMRO	24,9	6605
NL0006427635	Amsterdam	ING AEX SPS 220	ING	10,2	12688	NL0006475709	Amsterdam	AAB AEX TL 191	ABN AMRO	24,6	6752
NL0006428575	Amsterdam	ING AEX SPL 206	ING	9,3	12301	GB00B0CTWC01	Paris	ETF5 BRENT OIL SEC	ETF SECURITIES	21,5	574
FR0010623652	Paris	EUUSD 1.5P 0609S	SOCIETE GENERALE	8,4	186	GB00B15KXV33	Paris	ETF5 CRUDE OIL	ETF SECURITIES	20,3	962
DE000CM4KMU5	Paris	CAC40 2600P 0409Z	COMMERZBANK	8,3	1082	FR0010511543	Paris	WTI PI OPENS	SOCIETE GENERALE	18,9	925
NL0006427965	Amsterdam	ING AEX SPL 191	CITIGROUP	8,1	8626	NL0009066745	Amsterdam	AAB AEX TL 200	ABN AMRO	18,6	5166
FR0010675504	Paris	CAC40 2700P 0309S	SOCIETE GENERALE	7,7	734	NL0009064849	Amsterdam	AAB AEX TS 240	ABN AMRO	17,9	3219

Amsterdam, Bruxelles, Lisbon and Paris market places, central order book only

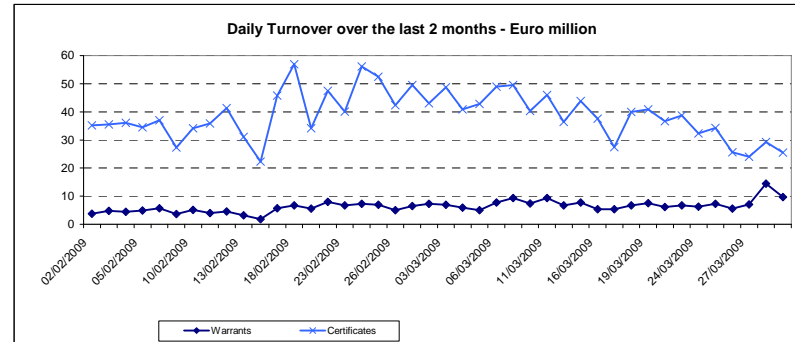
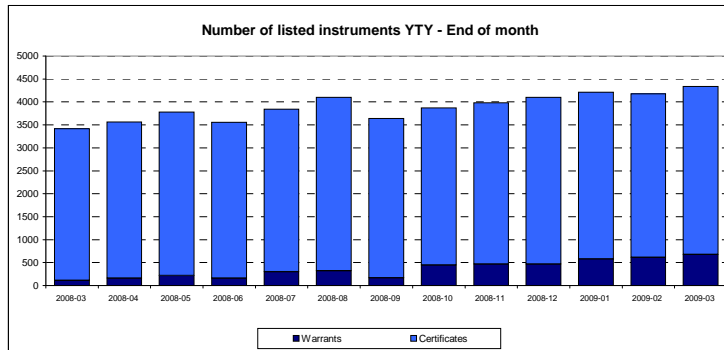
\* : Since 1st May, 2005, modification of the warrants and certificates market model regarding trades for valuation purposes

\*\* : All issuers who have less than 5 products listed at current month end

All information contained on or available on this page (the Content) is for general information purposes only. Although this information has been compiled with great care, neither Euronext, nor its servants nor agents, shall accept any responsibility for nor shall it be bound in any way by the contents of this document. In no event shall Euronext be liable for any loss or damages of any nature resulting from, arising out of or in connection with the Content.

All proprietary rights and interest in the Content, or connected with the Content, shall be vested in Euronext. No part of the Content may be redistributed or reproduced in any form or by any means or used to make any derivative work without written permission from Euronext

Central order book only



Main Indicators				
MARKET SEGMENT	Listing		February 2009	31 Dec 2007
	Mars 2009	February 2009		
	LISTED End of month	MONTH New listed	LISTED End of month	LISTED End of month
<b>Total</b>	<b>4 372</b>	<b>1 001</b>	<b>4 212</b>	<b>4 102</b>
Warrants	677	232	611	468
Certificates	3695	769	3601	3634
<b>ISSUERS</b>	<b>4 372</b>	<b>1 001</b>	<b>4 212</b>	<b>4 102</b>
ABN AMRO	2430	236	2469	2355
ASSET-BACKED OBLIGATIE LTD	6	0	6	6
BARCLAYS BANK P.L.C.	38	0	38	38
BNP PARIBAS	12	0	12	12
CITIGROUP	247	186	226	286
COMMERZBANK	778	383	651	700
CREDIT SUISSE	15	0	15	15
DEUTSCHE BANK	32	0	32	33
DRESDNER KLEINWORT	7	0	9	9
ETF SECURITIES	32	0	32	32
FIXED INCOME DIAMOND COLLECTION LTD	6	0	6	6
ING	519	195	465	354
JP MORGAN	26	0	26	26
MERRILL LYNCH	26	0	26	27
RABOBANK	146	0	148	152
ROBECO	6	0	6	6
SOCIETE GENERALE	4	1	3	2
UBS	19	0	19	19
OTHERS	23	0	23	24

Main Indicators						
MARKET SEGMENT	Trading (single counted)		February 2009	Since 1st January 2008 *		
	Mars 2009	February 2009		Number of trades	Turnover EUR ML	
	Number of trades	Turnover EUR ML	Number of trades	Turnover EUR ML	Number of trades	Turnover EUR ML
<b>Total</b>	<b>263 269</b>	<b>994,2</b>	<b>216 886</b>	<b>899,4</b>	<b>719 930</b>	<b>3 061,4</b>
Warrants	145729	161,5	107141	104,1	368443	396,8
Certificates	117540	832,7	109745	795,2	351487	2664,6
<b>ISSUERS</b>	<b>263 269</b>	<b>994,2</b>	<b>216 886</b>	<b>899,4</b>	<b>719 930</b>	<b>3 061,4</b>
ABN AMRO	105581	609,7	97677	575,8	314834	2012,5
ASSET-BACKED OBLIGATIE LTD	1001	3,3	784	2,6	2946	10,9
BARCLAYS BANK P.L.C.	105	1,9	90	1,9	294	5,8
BNP PARIBAS	7	0,1	3	0,0	11	0,2
CITIGROUP	3755	20,3	3714	19,7	10840	54,8
COMMERZBANK	1136	5,8	1101	4,0	3877	16,0
CREDIT SUISSE	0	0,0	0	0,0	0	0,0
DEUTSCHE BANK	221	4,6	298	4,8	704	14,5
DRESDNER KLEINWORT	22	0,4	8	0,1	45	0,6
ETF SECURITIES	519	41,7	737	30,4	2530	98,1
FIXED INCOME DIAMOND COLLECTION LTD	7	0,3	4	0,4	19	1,3
ING	146422	188,4	107910	136,7	370588	478,4
JP MORGAN	39	0,4	40	0,4	115	1,1
MERRILL LYNCH	37	0,9	22	0,6	76	1,8
RABOBANK	3291	92,4	3010	80,1	9263	267,1
ROBECO	114	1,5	98	1,8	383	6,6
SOCIETE GENERALE	3	0,1	3	0,0	6	0,1
UBS	27	0,2	13	0,1	50	0,3
OTHERS	982	22,5	1374	39,9	3349	91,2

Most Traded Instruments (single counted)									
Warrants					Certificates				
ISIN	Name	Issuer	Turnover EUR thds	Number of trades	ISIN	Name	Issuer	Turnover EUR ML	Number of trades
NL0006427163	ING AEX SPS 230	ING	15919,6	13313	NL0009065184	AAB AEX TS 230	ABN AMRO	47,2	9338
NL0006427635	ING AEX SPS 220	ING	10248,2	12668	JE00B1VS3770	ETF'S PHYSICALGOLD	ETF SECURITIES	36,5	355
NL0006428575	ING AEX SPL 206	ING	9310,6	12301	NL0009066166	AAB AEX TS 220	ABN AMRO	24,9	6605
NL0006427965	ING AEX SPL 191	ING	8056,0	8626	NL0006475709	AAB AEX TL 191	ABN AMRO	24,6	6752
NL0006427643	ING AEX SPS 215	ING	7628,4	9252	NL0009066745	AAB AEX TL 200	ABN AMRO	18,6	5166
NL0006426579	ING AEX SPS 240	ING	6908,6	2241	NL0009064849	AAB AEX TS 240	ABN AMRO	17,9	3219
NL0006428351	ING AEX SPL 201	ING	5925,4	6468	NL0006467409	AAB AEX TL 180	ABN AMRO	17,9	3647
NL0006427064	ING AEX SPS 235	ING	5735,7	3316	NL0009064633	AAB AEX TS 249	ABN AMRO	17,9	1776
NL0006422982	ING AEX SPL 180	ING	5244,1	4418	NL0000169613	AAB DD 0%13	ABN AMRO	13,4	520
NL0006420465	ING AEX SPL 200	ING	4920,9	9770	NL0009064096	AAB AEX TS 260	ABN AMRO	9,0	883

Amsterdam, Bruxelles, Lisbon and Paris market places, central order book only

\* : Since 1st May, 2005, modification of the warrants and certificates market model regarding trades for valuation purposes

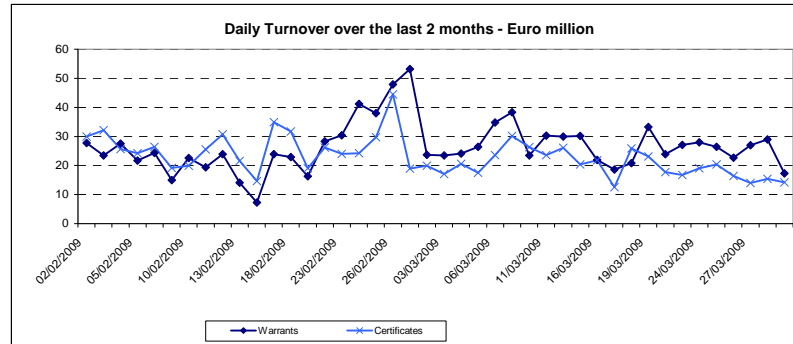
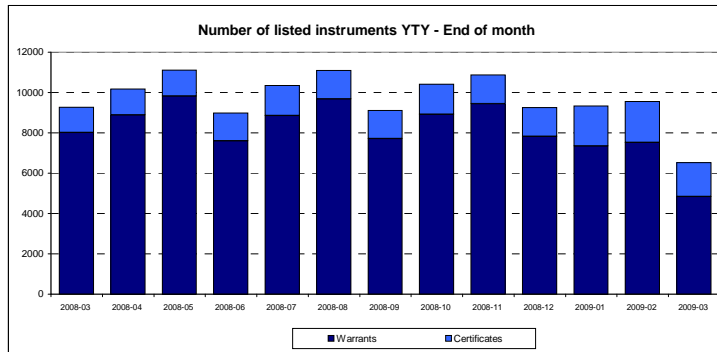
\*\* : All issuers who have less than 5 products listed at current month end

All information contained on or available on this page (the Content) is for general information purposes only. Although this information has been compiled with great care, neither Euronext, nor its servants nor agents, shall accept any responsibility for

nor shall it be bound in any way by the contents of this document. In no event shall Euronext be liable for any loss or damages of any nature resulting from, arising out of or in connection with the Content.

All proprietary rights and interest in the Content, or connected with the Content, shall be vested in Euronext. No part of the Content may be redistributed or reproduced in any form or by any means or used to make any derivative work without written permission from Euronext.

Central order book only



Main Indicators				
MARKET SEGMENT	Listing		31 Dec 2007	
	LISTED End of month	MONTH New listed	LISTED End of month	LISTED End of month
<b>Total</b>	<b>6 533</b>	<b>1 192</b>	<b>9 556</b>	<b>9 250</b>
Warrants	4844	953	7522	7831
Certificates	1689	239	2034	1419
<b>ISSUERS</b>	<b>6 533</b>	<b>1 192</b>	<b>9 556</b>	<b>9 250</b>
ABN AMRO	199	0	199	219
BNP PARIBAS	1311	146	1685	1619
CITIGROUP	555	394	746	666
COMMERZBANK	1090	360	2081	3099
DRESDNER KLEINWORT	747	161	1537	1449
ETF SECURITIES	42	0	42	42
GOLDMAN SACHS	32	0	32	32
MERRILL LYNCH	25	0	25	27
SOCIETE GENERALE	1569	131	1980	1885
UNICREDIT	161	0	294	176
OTHERS	2	0	35	36

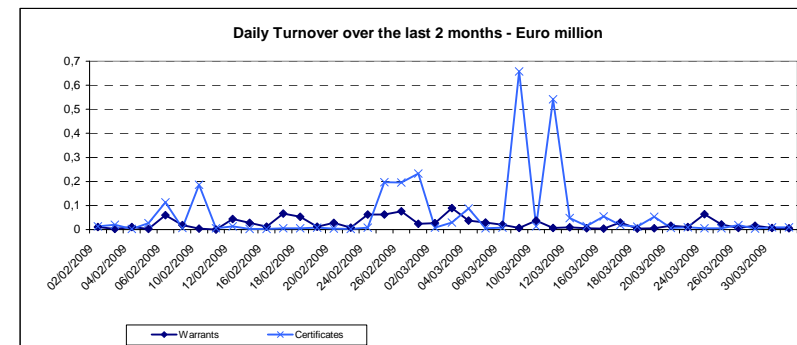
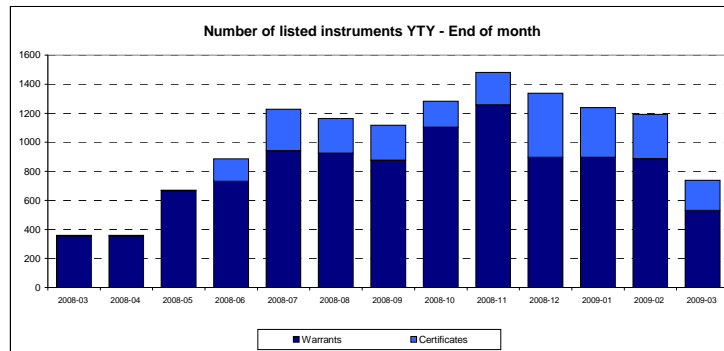
Main Indicators						
MARKET SEGMENT	Trading (single counted)		February 2009		Since 1st January 2008 *	
	Number of trades	Turnover EUR ML	Number of trades	Turnover EUR ML	Number of trades	Turnover EUR ML
<b>Total</b>	<b>227 383</b>	<b>1 022,7</b>	<b>221 090</b>	<b>1 052,0</b>	<b>682 728</b>	<b>3 187,1</b>
Warrants	149022	580,4	132169	529,0	436853	1 725,5
Certificates	78361	442,3	88921	523,0	245875	1 461,6
<b>ISSUERS</b>	<b>227 383</b>	<b>1 022,7</b>	<b>221 090</b>	<b>1 052,0</b>	<b>682 728</b>	<b>3 187,1</b>
ABN AMRO	1652	8,3	1937	8,4	5872	29,9
BNP PARIBAS	62530	222,2	58303	225,3	195424	804,8
CITIGROUP	46532	101,3	32020	81,5	115236	286,4
COMMERZBANK	46724	190,1	42534	157,1	134186	504,2
DRESDNER KLEINWORT	27947	82,0	37602	138,9	102437	378,7
ETF SECURITIES	7153	174,1	7157	178,4	18536	472,3
GOLDMAN SACHS	15	0,0	13	0,0	92	0,1
MERRILL LYNCH	31	0,2	52	0,7	92	0,9
SOCIETE GENERALE	33086	239,6	40164	260,0	106116	698,9
UNICREDIT	1713	4,9	1308	1,7	4729	10,9
OTHERS	0	0,0	0	0,0	8	0,0

Most Traded Instruments (single counted)									
Warrants					Certificates				
ISIN	Name	Issuer	Turnover EUR ML	Number of trades	ISIN	Name	Issuer	Turnover EUR ML	Number of trades
FR0010730820	CAC40 2800C 0509S	SOCIETE GENERALE	12,2	858	GB00B00FHZ82	GOLD BULLION SEC	ETF SECURITIES	103,7	4878
DE000CG2BEU3	CAC40 2700TL 0909C	CITIGROUP	10,8	5692	GB00B0CTWC01	ETF'S BRENT OIL SEC	ETF SECURITIES	21,5	574
DE000CG2APY3	CAC40 2950TS 0409C	CITIGROUP	10,4	4661	GB00B15KXV33	ETF'S CRUDE OIL	ETF SECURITIES	20,3	962
FR0010623652	EUIUSD 1.5P 0609S	SOCIETE GENERALE	8,4	186	FR0010511543	WTI PI OPENS	SOCIETE GENERALE	18,9	925
DE000CM4KMU5	CAC40 2600P 0409Z	COMMERZBANK	8,3	1082	GB00B0CTWK84	ETF'S WTI OIL SEC	ETF SECURITIES	13,1	179
FR0010675504	CAC40 2700P 0309S	SOCIETE GENERALE	7,7	734	FR0010511535	BRENT PI OPENS	SOCIETE GENERALE	12,6	1931
DE000CG2APZ0	CAC40 3000TS 0409C	CITIGROUP	7,2	1909	CAC40 2700TPS0409B	CAC40 2700TPS0409B	BNP PARIBAS	8,1	3597
FR0010730895	CAC40 2600P 0509S	SOCIETE GENERALE	6,8	989	CAC40 2800TPS0409B	CAC40 2800TPS0409B	BNP PARIBAS	7,8	3372
FR0010730903	CAC40 2800P 0509S	SOCIETE GENERALE	6,7	620	CAC40 2850TPS0409B	CAC40 2850TPS0409B	BNP PARIBAS	7,3	3011
DE000CM4MLA5	CAC40 3300TS 0509Z	COMMERZBANK	6,6	205	FR0010673350	GOLD PLOPENS	SOCIETE GENERALE	6,8	514

Amsterdam, Bruxelles, Lisbon and Paris market places, central order book only  
 \*: Since 1st May, 2005, modification of the warrants and certificates market model regarding trades for valuation purposes  
 \*\*: All issuers who have less than 5 products listed at current month end

All information contained on or available on this page (the Content) is for general information purposes only. Although this information has been compiled with great care, neither Euronext, nor its servants nor agents, shall accept any responsibility for nor shall it be bound in any way by the contents of this document. In no event shall Euronext be liable for any loss or damages of any nature resulting from, arising out of or in connection with the Content.  
 All proprietary rights and interest in the Content, or connected with the Content, shall be vested in Euronext. No part of the Content may be redistributed or reproduced in any form or by any means or used to make any derivative work without written permission from Euronext

Central order book only



Main Indicators				
MARKET SEGMENT	Listing			
	Mars 2009		February 2009	31 Dec 2007
	LISTED End of month	MONTH New listed	LISTED End of month	LISTED End of month
<b>Total</b>	<b>739</b>	<b>199</b>	<b>1 193</b>	<b>1 337</b>
Warrants	530	125	885	894
Certificates	209	74	308	443
<b>ISSUERS</b>	<b>739</b>	<b>199</b>	<b>1 193</b>	<b>1 337</b>
COMMERZBANK	739	199	1193	1337

Main Indicators						
MARKET SEGMENT	Trading (single counted)					
	Mars 2009		February 2009	Since 1st January 2008 *		
	Number of trades	Turnover EUR ML	Number of trades	Turnover EUR ML	Number of trades	Turnover EUR ML
<b>Total</b>	<b>474</b>	<b>2,1</b>	<b>428</b>	<b>1,6</b>	<b>1 473</b>	<b>7,3</b>
Warrants	268	0,5	250	0,6	876	1,9
Certificates	206	1,6	178	1,1	597	5,4
<b>ISSUERS</b>	<b>474</b>	<b>2,1</b>	<b>428</b>	<b>1,6</b>	<b>1 473</b>	<b>7,3</b>
COMMERZBANK	474	2,1	428	1,6	1473	7,3

Most Traded Instruments (single counted)									
Warrants					Certificates				
ISIN	Name	Issuer	Turnover EUR thds	Number of trades	ISIN	Name	Issuer	Turnover EUR ML	Number of trades
DE000CM3UWV3	GDF 35NRP0609Z	COMMERZBANK	97,1	5	DE000CB55XD9	DAX 7500TS OPENZ	COMMERZBANK	797250,0	5
DE000CB3DW54	BEL20 2000NRP0309Z	COMMERZBANK	73,4	6	DE000CB74GE3	DAX 6650TS OPENZ	COMMERZBANK	290500,0	2
DE000CM3WRLO	UCB 25NRC1209Z	COMMERZBANK	28,0	4	DE000CM3WBM2	BEKRT 33TL OPENZ	COMMERZBANK	69581,9	22
DE000CM3WNX4	INBEV 25NRC0909Z	COMMERZBANK	26,6	60	DE000CM3WRW7	AEX 190TL OPENZ	COMMERZBANK	51750,0	3
DE000CM3WPS9	KBC 35NRC1209Z	COMMERZBANK	20,1	4	DE000CB74FZ0	DOWJO12400TS OPENZ	COMMERZBANK	47700,0	1
DE000CM3VZ8	BEL20 1500NRP0609Z	COMMERZBANK	18,1	4	DE000CM3WJAO	TOTAL 44.1TS OPENZ	COMMERZBANK	37275,0	6
DE000CM3YD5	TOTAL 55NRC0909Z	COMMERZBANK	16,8	14	DE000CM3WSZ3	ARCMH12.58TL OPENZ	COMMERZBANK	36440,0	12
DE000CB3ZNY8	DOWJO12000NRP0309Z	COMMERZBANK	14,8	2	DE000CM3WH44	ARCMH11.95TL OPENZ	COMMERZBANK	29405,8	8
DE000CM3VUY9	FORTS 2NRC0609Z	COMMERZBANK	13,5	5	DE000CM3VMG3	AEX 200TL OPENZ	COMMERZBANK	25525,0	18
DE000CM3VUZ6	FORTS 2NRC0909Z	COMMERZBANK	11,3	5	DE000CM3WGP4	AXA 18TS OPENZ	COMMERZBANK	24040,0	2

Amsterdam, Bruxelles, Lisbon and Paris market places, central order book only

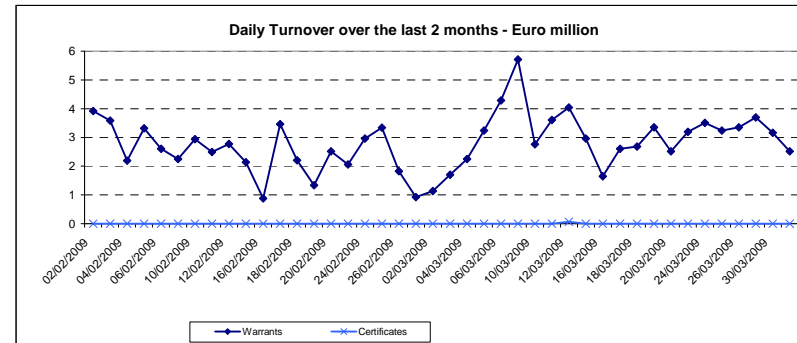
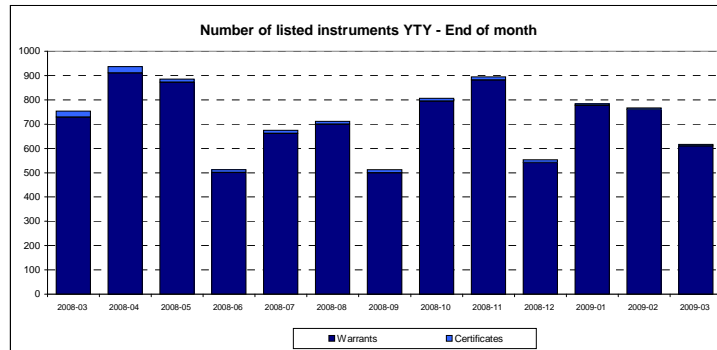
\*: Since 1st May, 2005, modification of the warrants and certificates market model regarding trades for valuation purposes

\*\* : All issuers who have less than 5 products listed at current month end

All information contained on or available on this page (the Content) is for general information purposes only. Although this information has been compiled with great care, neither Euronext, nor its servants nor agents, shall accept any responsibility for nor shall it be bound in any way by the contents of this document. In no event shall Euronext be liable for any loss or damages of any nature resulting from, arising out of or in connection with the Content.

All proprietary rights and interest in the Content, or connected with the Content, shall be vested in Euronext. No part of the Content may be redistributed or reproduced in any form or by any means or used to make any derivative work without written permission from Euronext

Central order book only



Main Indicators				
MARKET SEGMENT	Listing			
	Mars 2009		February 2009	
	LISTED End of month	MONTH New listed	LISTED End of month	LISTED End of month
<b>Total</b>	<b>616</b>	<b>276</b>	<b>767</b>	<b>554</b>
Warrants	610	276	760	542
Certificates	6	0	7	12
ISSUERS				
<b>Total</b>	<b>616</b>	<b>276</b>	<b>767</b>	<b>554</b>
CITIGROUP	354	222	314	220
COMMERZBANK	258	54	449	325
UBS	4	0	4	4
OTHERS	0	0	0	5

Main Indicators						
MARKET SEGMENT	Trading (single counted)					
	Mars 2009		February 2009		Since 1st January 2008 *	
	Number of trades	Turnover EUR ML	Number of trades	Turnover EUR ML	Number of trades	Turnover EUR ML
<b>Total</b>	<b>16 783</b>	<b>67,2</b>	<b>13 286</b>	<b>49,7</b>	<b>53 389</b>	<b>230,0</b>
Warrants	16782	67,2	13285	49,7	53387	230,0
Certificates	1	0,1	1	0,0	2	0,1
ISSUERS						
<b>Total</b>	<b>16 783</b>	<b>67,2</b>	<b>13 286</b>	<b>49,7</b>	<b>53 389</b>	<b>230,0</b>
CITIGROUP	5253	21,4	6693	30,4	16624	66,3
COMMERZBANK	11530	45,8	6593	19,3	36765	163,7
UBS	0	0,0	0	0,0	0	0,0
OTHERS	0	0,0	0	0,0	0	0,0

Most Traded Instruments (single counted)									
Warrants					Certificates				
ISIN	Name	Issuer	Turnover EUR ML	Number of trades	ISIN	Name	Issuer	Turnover EUR thds	Number of trades
DE000CM5CMN4	DAX 4600C 0609Z	COMMERZBANK	4,2	795	DE000CG35WQ4	NIKEI21339BON0609C	CITIGROUP	71,0	1,0
DE000CG95ZC1	DAX 3600P 0609C	CITIGROUP	3,3	416	DE000CG35WN1	DJSTX4.894BON0309C	CITIGROUP	0,0	0
DE000CG95ZF4	DAX 4200P 0609C	CITIGROUP	3,3	197	DE000CG35WP6	NIKEI19957BON0608C	CITIGROUP	0,0	0
DE000CM5DGM6	DAX 3500C 0909Z	COMMERZBANK	2,9	321	CH0023518829	NRDJSTOXXBANKS UB	UBS	0,0	0
DE000CM5DGG8	DAX 3500C 0609Z	COMMERZBANK	2,8	360	CH0023518977	NRDJSTOXX SMALL UB	UBS	0,0	0
DE000CM5CMM6	DAX 4000C 0609Z	COMMERZBANK	2,5	425	CH0023519207	NRDAX UB	UBS	0,0	0
DE000CG95ZE7	DAX 4000P 0609C	CITIGROUP	2,3	156	CH0023519298	NRDJEUROSTOXX50 UB	UBS	0,0	0
DE000CM5DEM1	DAX 4300TS 0409Z	COMMERZBANK	2,0	744					
DE000CG95ZD9	DAX 3800P 0609C	CITIGROUP	2,0	190					
DE000CM5DEN9	DAX 3500TL 0409Z	COMMERZBANK	1,8	469					

Amsterdam, Bruxelles, Lisbon and Paris market places, central order book only

\*: Since 1st May, 2005, modification of the warrants and certificates market model regarding trades for valuation purposes

\*\* : All issuers who have less than 5 products listed at current month end

All information contained on or available on this page (the Content) is for general information purposes only. Although this information has been compiled with great care, neither Euronext, nor its servants nor agents, shall accept any responsibility for nor shall it be bound in any way by the contents of this document. In no event shall Euronext be liable for any loss or damages of any nature resulting from, arising out of or in connection with the Content.

All proprietary rights and interest in the Content, or connected with the Content, shall be vested in Euronext. No part of the Content may be redistributed or reproduced in any form or by any means or used to make any derivative work without written permission from Euronext

