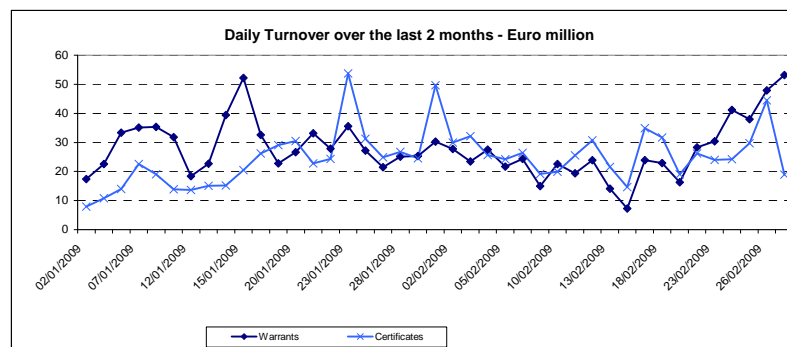
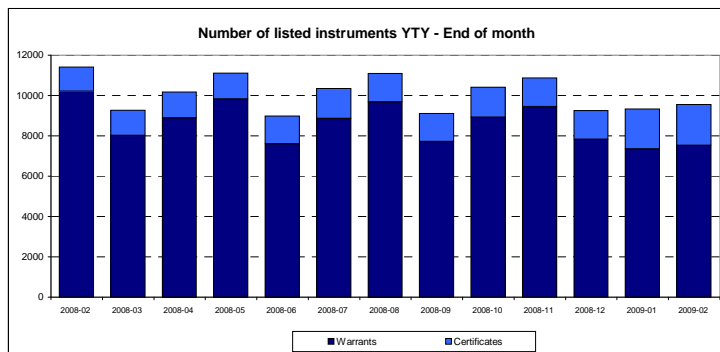


Central order book only



Main Indicators				
MARKET SEGMENT	February 2009		January 2009	31 Dec 2007
	LISTED End of month	MONTH New listed	LISTED End of month	LISTED End of month
Total	9 556	1 239	9 333	9 250
Warrants	7522	1003	7355	7831
Certificates	2034	236	1978	1419
ISSUERS	9 556	1 239	9 333	9 250
AMRO	199	0	219	219
BNP PARIBAS	1685	114	1714	1619
CALYON	31	0	31	31
CITIGROUP	746	264	670	666
COMMERZBANK	2981	248	3028	3099
DRESDNER KLEINWORT	1537	204	1453	1449
ETF SECURITIES	42	0	42	42
GOLDMAN SACHS	32	0	32	32
MERRILL LYNCH	25	0	27	27
SOCIETE GENERALE	1980	270	1950	1885
UNICREDIT	294	139	163	176
OTHERS	4	0	4	5

Main Indicators						
MARKET SEGMENT	February 2009		January 2009	Since 1st January 2008 *		
	Number of trades	Turnover EUR ML	Number of trades	Turnover EUR ML	Number of trades	Turnover EUR ML
Total	221 090	1 052,0	234 255	1 112,3	455 345	2 164,4
Warrants	132169	529,0	156662	616,1	287831	1 145,1
Certificates	88921	523,0	78593	496,2	167514	1 019,3
ISSUERS	221 090	1 052,0	234 255	1 112,3	455 345	2 164,4
AMRO	1937	8,4	2283	13,3	4220	21,6
BNP PARIBAS	58303	225,3	74591	357,2	132894	582,6
CALYON	0	0,0	8	0,0	8	0,0
CITIGROUP	32020	81,5	36684	103,6	68704	185,1
COMMERZBANK	42534	157,1	44928	157,0	87462	314,1
DRESDNER KLEINWORT	37602	138,9	36888	157,8	74490	296,7
ETF SECURITIES	7157	178,4	4226	119,8	11383	298,2
GOLDMAN SACHS	13	0,0	64	0,1	77	0,1
MERRILL LYNCH	52	0,7	9	0,0	61	0,7
SOCIETE GENERALE	40164	260,0	32866	199,2	73030	459,2
UNICREDIT	1308	1,7	1708	4,4	3016	6,0
OTHERS	0	0,0	0	0,0	0	0,0

Most Traded Instruments (single counted)									
Warrants					Certificates				
ISIN	Name	Issuer	Turnover EUR ML	Number of trades	ISIN	Name	Issuer	Turnover EUR ML	Number of trades
FR0010675512	CAC40 2800P 0309S	SOCIETE GENERALE	48,1	3971	GB00B00FHZ82	GOLD BULLION SEC	ETF SECURITIES	120,7	4978
FR0010674044	CAC40 3000P 0309S	SOCIETE GENERALE	10,1	913	GB00B15KXV33	ETF'S CRUDE OIL	ETF SECURITIES	23,2	1209
FR0010675504	CAC40 2700P 0309S	SOCIETE GENERALE	9,7	1861	DE000DR1LDW8	EUUSD1.630TS OPEND	DRESDNER KLEINWORT	19,4	1360
DE000CG1YZF3	CAC40 3150TS 0309C	CITIGROUP	7,9	2207	NL0006529216	CAC40 3150TPS0409B	BNP PARIBAS	15,5	4766
FR0010612549	EUUSD 1.6P 0309S	SOCIETE GENERALE	7,1	135	FR0010673350	GOLD PLOPENS	SOCIETE GENERALE	14,4	669
DE000CM4JMP7	CAC40 3500TS 0309Z	COMMERZBANK	7,0	153	DE000DR2JCX0	CAC40 3150TS 0309D	DRESDNER KLEINWORT	11,5	2672
FR0010675520	CAC40 2900P 0309S	SOCIETE GENERALE	6,4	1086	GB00B0CTWC01	ETF'S BRENT OIL SEC	ETF SECURITIES	10,0	339
FR0010698639	CAC40 3000C 0209S	SOCIETE GENERALE	6,4	946	GB00B15KXX56	ETF'S GOLD	ETF SECURITIES	9,6	190
DE000CM4KLD3	CAC40 3450TS 0309Z	COMMERZBANK	6,1	119	NL0006529943	CAC40 3200TPS0409B	BNP PARIBAS	8,8	1563
FR0010675389	CAC40 3100C 0309S	SOCIETE GENERALE	6,1	1797	FR0010391201	GOLD SG 0115	SOCIETE GENERALE	8,0	442

Amsterdam, Bruxelles, Lisbon and Paris market places, central order book only

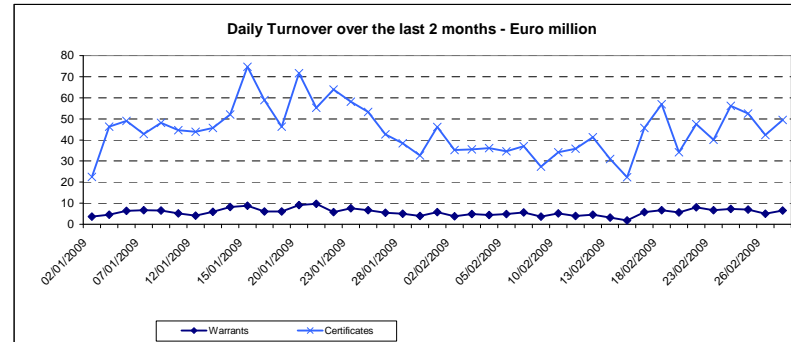
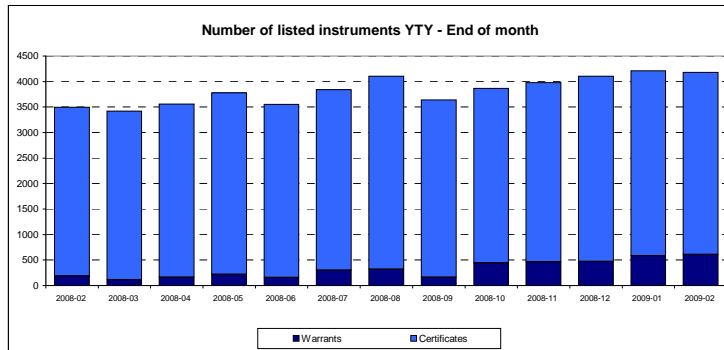
* : Since 1st May, 2005, modification of the warrants and certificates market model regarding trades for valuation purposes

** : All issuers who have less than 5 products listed at current month end

All information contained on or available on this page (the Content) is for general information purposes only. Although this information has been compiled with great care, neither Euronext, nor its servants nor agents, shall accept any responsibility for nor shall it be bound in any way by the contents of this document. In no event shall Euronext be liable for any loss or damages of any nature resulting from, arising out of or in connection with the Content.

All proprietary rights and interest in the Content, or connected with the Content, shall be vested in Euronext. No part of the Content may be redistributed or reproduced in any form or by any means or used to make any derivative work without written permission from Euronext

Central order book only



Main Indicators				
MARKET SEGMENT	Listing			
	February 2009		January 2009	31 Dec 2007
	LISTED End of month	MONTH New listed	LISTED End of month	LISTED End of month
Total	4 212	532	4 247	4 102
Warrants	611	193	581	468
Certificates	3601	339	3666	3634
ISSUERS	4 212	532	4 247	4 102
ABN AMRO	2469	297	2446	2355
ASSET-BACKED OBLIGATIE LTD	6	0	6	6
BARCLAYS BANK P.L.C.	38	0	38	38
BNP PARIBAS	12	0	12	12
CITIGROUP	226	43	265	286
COMMERZBANK	651	4	710	700
CREDIT SUISSE	15	0	15	15
DEUTSCHE BANK	32	0	32	33
DRESDNER KLEINWORT	9	0	9	9
ETF SECURITIES	32	0	32	32
FIXED INCOME DIAMOND COLLECTION LTD	6	0	6	6
ING	465	188	422	354
JP MORGAN	26	0	26	26
MERRILL LYNCH	26	0	27	27
RABOBANK	148	0	151	152
ROBECO	6	0	6	6
SOCIETE GENERALE	3	0	2	2
UBS	19	0	19	19
OTHERS	23	0	23	24

Main Indicators						
MARKET SEGMENT	Trading (single counted)					
	February 2009		January 2009	Since 1st January 2008 *		
	Number of trades	Turnover EUR ML	Number of trades	Turnover EUR ML	Number of trades	Turnover EUR ML
Total	216 886	899,4	239 775	1 167,8	456 661	2 067,2
Warrants	107141	104,1	115573	131,1	222714	235,2
Certificates	109745	795,2	124202	1036,7	233947	1832,0
ISSUERS	216 886	899,4	239 775	1 167,8	456 661	2 067,2
ABN AMRO	97677	575,8	111576	827,0	209253	1402,9
ASSET-BACKED OBLIGATIE LTD	784	2,6	1161	5,1	1945	7,6
BARCLAYS BANK P.L.C.	90	1,9	99	2,0	189	3,9
BNP PARIBAS	3	0,0	1	0,1	4	0,2
CITIGROUP	3714	19,7	3371	14,8	7085	34,5
COMMERZBANK	1101	4,0	1640	6,3	2741	10,3
CREDIT SUISSE	0	0,0	0	0,0	0	0,0
DEUTSCHE BANK	298	4,8	185	5,2	483	10,0
DRESDNER KLEINWORT	8	0,1	15	0,2	23	0,3
ETF SECURITIES	737	30,4	1274	25,9	2011	56,3
FIXED INCOME DIAMOND COLLECTION LTD	4	0,4	8	0,5	12	0,9
ING	107910	136,7	116256	153,3	224166	290,1
JP MORGAN	40	0,4	36	0,3	76	0,7
MERRILL LYNCH	22	0,6	17	0,3	39	0,9
RABOBANK	3010	80,1	2962	94,6	5972	174,7
ROBECO	98	1,8	171	3,3	269	5,1
SOCIETE GENERALE	3	0,0	0	0,0	3	0,0
UBS	13	0,1	10	0,1	23	0,1
OTHERS	1374	39,9	993	28,8	2367	68,7

Most Traded Instruments (single counted)									
Warrants					Certificates				
ISIN	Name	Issuer	Turnover EUR thds	Number of trades	ISIN	Name	Issuer	Turnover EUR ML	Number of trades
NL0006423006	ING AEX SPL 225	ING	6840,5	8704	NL0006524662	AAB AEX TS 269	ABN AMRO	33,8	5858
NL0006424749	ING AEX SPS 265	ING	5963,7	6868	JE00B1VS3770	ETF'S PHYSICALGOLD	ETF SECURITIES	26,2	477
NL0006424038	ING AEX SPS 270	ING	5496,5	3677	NL0009064096	AAB AEX TS 260	ABN AMRO	21,4	3706
NL0006424756	ING AEX SPS 260	ING	5343,0	7668	NL0006474736	AAB AEX TS 278	ABN AMRO	20,4	2885
NL0006426140	ING AEX SPS 255	ING	5325,2	4505	NL0000169613	AAB DD 0%13	ABN AMRO	15,3	408
NL0006421083	ING AEX SPL 215	ING	5312,7	8289	NL0006525305	AAB AEX TS 260	ABN AMRO	13,7	3435
NL0006426371	ING AEX SPS 245	ING	4656,4	3334	NL0009064633	AAB AEX TS 249	ABN AMRO	12,9	2223
NL0006426579	ING AEX SPS 240	ING	3802,4	4187	NL0006293896	FB IND LINK 0%12	FORTIS	12,6	269
NL0006426058	ING AEX SPS 260	ING	3627,6	3333	NL0006526980	AAB AEX TL 240	ABN AMRO	11,8	3861
NL0006425647	ING AEX SPL 242	ING	3608,7	5492	NL0006467136	AAB AEX TL 210	ABN AMRO	11,1	3788

Amsterdam, Bruxelles, Lisbon and Paris market places, central order book only

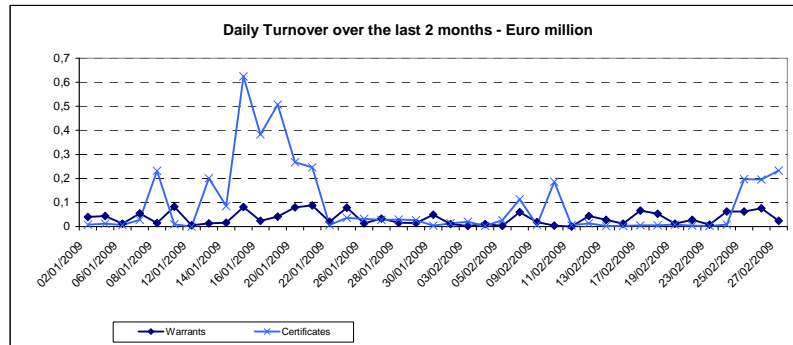
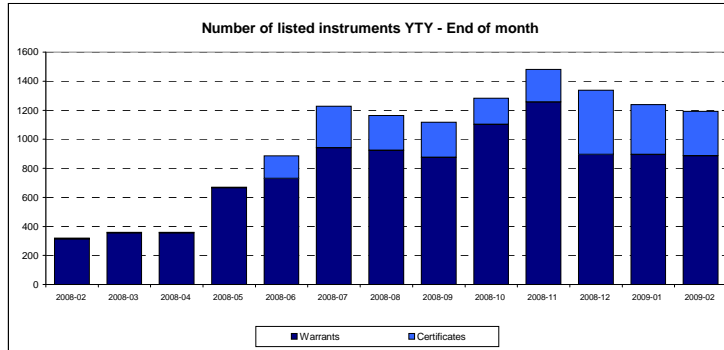
* : Since 1st May, 2005, modification of the warrants and certificates market model regarding trades for valuation purposes

** : All issuers who have less than 5 products listed at current month end

All information contained on or available on this page (the Content) is for general information purposes only. Although this information has been compiled with great care, neither Euronext, nor its servants nor agents, shall accept any responsibility for nor shall it be bound in any way by the contents of this document. In no event shall Euronext be liable for any loss or damages of any nature resulting from, arising out of or in connection with the Content.

All proprietary rights and interest in the Content, or connected with the Content, shall be vested in Euronext. No part of the Content may be redistributed or reproduced in any form or by any means or used to make any derivative work without written permission from Euronext.

Central order book only



Main Indicators				
Listing				
MARKET SEGMENT	February 2009		January 2009	31 Dec 2007
	LISTED End of month	MONTH New listed	LISTED End of month	LISTED End of month
Total	1 193	0	1 238	1 337
Warrants	885	0	894	894
Certificates	308	0	344	443
ISSUERS				
Total	1 193	0	1 238	1 337
COMMERZBANK	1193	0	1238	1337

Main Indicators						
Trading (single counted)						
MARKET SEGMENT	February 2009		January 2009	Since 1st January 2008 *		
	Number of trades	Turnover EUR ML	Number of trades	Number of trades	Turnover EUR ML	
Total	428	1,6	571	999	5,2	
Warrants	250	0,6	358	608	1,4	
Certificates	178	1,1	213	391	3,8	
ISSUERS						
Total	428	1,6	571	999	5,2	
COMMERZBANK	428	1,6	571	999	5,2	

Most Traded Instruments (single counted)									
Warrants					Certificates				
ISIN	Name	Issuer	Turnover EUR thds	Number of trades	ISIN	Name	Issuer	Turnover EUR ML	Number of trades
DE000CM3UWV3	GDF 35NRP0609Z	COMMERZBANK	146,9	5	DE000CB55XD9	DAX 7500TS OPENZ	COMMERZBANK	383500,0	2
DE000CB3DW54	BEL20 2000NRP0309Z	COMMERZBANK	112,3	17	DE000CB74FY3	DOWJO12150TS OPENZ	COMMERZBANK	137132,8	16
DE000CB3ZNY8	DOWJO12000NRP0309Z	COMMERZBANK	53,4	7	DE000CB55WV3	DOWJO13000TS OPENZ	COMMERZBANK	106713,8	7
DE000CM3VLK7	CAC40 3000NRP0309Z	COMMERZBANK	47,0	2	DE000CB74FZ0	DOWJO12400TS OPENZ	COMMERZBANK	45708,8	5
DE000CB3B032	BEL20 2500NRP0309Z	COMMERZBANK	27,1	6	DE000CM3UJR8	SBM 18TS OPENZ	COMMERZBANK	26233,4	3
DE000CM3WRB1	SOLVA 70NRC0909Z	COMMERZBANK	18,0	1	DE000CM3WCD9	DELHA 60TS OPENZ	COMMERZBANK	23098,8	10
DE000CM3YD5	TOTAL 55NRC0909Z	COMMERZBANK	13,9	10	ARCM26.22TS OPENZ	COMMERZBANK	22350,0	2	
DE000CM3WLZ3	AXA 25NRC1209Z	COMMERZBANK	11,2	5	DE000CM3VPW3	PHILP 16TS OPENZ	COMMERZBANK	21700,0	4
DE000CB3BY96	NIKEH12000NRP0309Z	COMMERZBANK	10,8	2	DE000CM3VNY4	GBL 50TL OPENZ	COMMERZBANK	21433,4	7
DE000CM3WNX4	INBEV 25NRC0909Z	COMMERZBANK	10,6	18	DE000CM3VRE7	COFIN 80TL OPENZ	COMMERZBANK	20820,0	3

Amsterdam, Bruxelles, Lisbon and Paris market places, central order book only

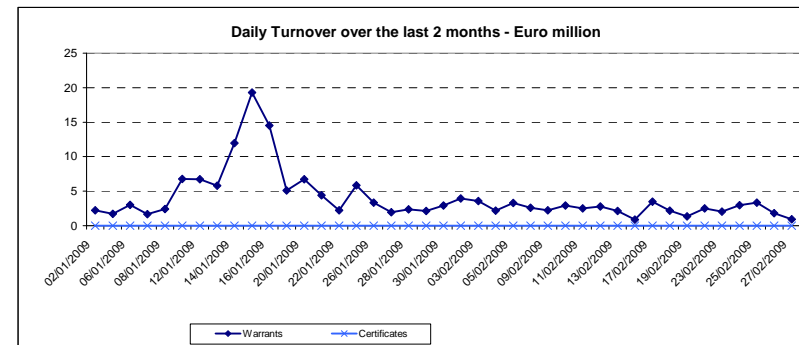
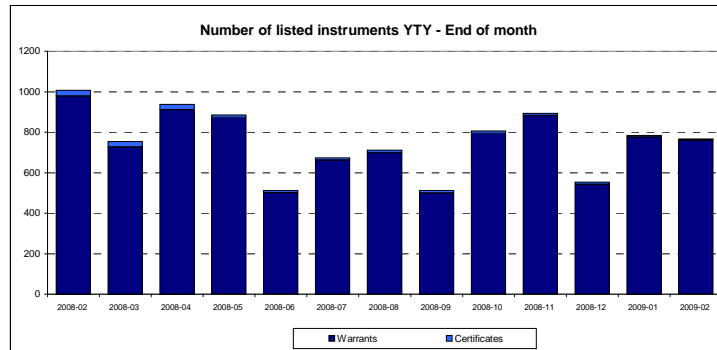
*: Since 1st May, 2005, modification of the warrants and certificates market model regarding trades for valuation purposes

** : All issuers who have less than 5 products listed at current month end

All information contained on or available on this page (the Content) is for general information purposes only. Although this information has been compiled with great care, neither Euronext, nor its servants nor agents, shall accept any responsibility for nor shall it be bound in any way by the contents of this document. In no event shall Euronext be liable for any loss or damages of any nature resulting from, arising out of or in connection with the Content.

All proprietary rights and interest in the Content, or connected with the Content, shall be vested in Euronext. No part of the Content may be redistributed or reproduced in any form or by any means or used to make any derivative work without written permission from Euronext

Central order book only



Main Indicators				
MARKET SEGMENT	Listing			
	February 2009		January 2009	31 Dec 2007
	LISTED End of month	MONTH New listed	LISTED End of month	LISTED End of month
Total	767	119	784	554
Warrants	760	119	777	542
Certificates	7	0	7	12
ISSUERS	767	119	784	554
CITIGROUP	314	76	290	220
COMMERZBANK	449	43	490	325
UBS	4	0	4	4
OTHERS	0	0	0	5

Main Indicators						
MARKET SEGMENT	Trading (single counted)					
	February 2009		January 2009	Since 1st January 2008 *		
	Number of trades	Turnover EUR ML	Number of trades	Turnover EUR ML	Number of trades	Turnover EUR ML
Total	13 286	49,7	23 320	113,1	36 606	162,8
Warrants	13285	49,7	23320	113,1	36605	162,8
Certificates	1	0,0	0	0,0	1	0,0
ISSUERS	13 286	49,7	23 320	113,1	36 606	162,8
CITIGROUP	6693	30,4	4678	14,5	11371	44,9
COMMERZBANK	6593	19,3	18642	98,6	25235	117,8
UBS	0	0,0	0	0,0	0	0,0
OTHERS	0	0,0	0	0,0	0	0,0

Most Traded Instruments (single counted)									
Warrants					Certificates				
ISIN	Name	Issuer	Turnover EUR ML	Number of trades	ISIN	Name	Issuer	Turnover EUR thds	Number of trades
DE000CG2A5W8	DAX 4875TS 0309C	CITIGROUP	3,7	659	DE000CG35WN1	DJSTX4.894BON0309C	CITIGROUP	0,5	1,0
DE000CG2A5V0	DAX 4775TS 0309C	CITIGROUP	3,0	649	DE000CG35WP6	NIKEI19957BON0608C	CITIGROUP	0,0	0
DE000CG95ZF4	DAX 4200P 0609C	CITIGROUP	2,9	265	DE000CG35WQ4	NIKEI21339BON0609C	CITIGROUP	0,0	0
DE000CG95ZE7	DAX 4000P 0609C	CITIGROUP	2,7	238	CH0023518829	NRDJSTOXXBANKS UB	UBS	0,0	0
DE000CG95ZD9	DAX 3800P 0609C	CITIGROUP	2,6	240	CH0023518977	NRDJSTOXX SMALL UB	UBS	0,0	0
DE000CG95ZC1	DAX 3600P 0609C	CITIGROUP	2,1	240	NRDAX UB	UBS	0,0	0	
DE000CG95Y14	DAX 5300C 0609C	CITIGROUP	1,4	284	CH0023519207	NRDJEUROSTOXX50 UB	UBS	0,0	0
DE000CM5DBY2	DAX 4700TS 0309Z	COMMERZBANK	1,4	593	CH0023519298			0,0	0
DE000CM5DCG7	DAX 4650TS 0309Z	COMMERZBANK	1,1	238				0,0	0
DE000CG2A5S6	DAX 4375TL 0309C	CITIGROUP	1,1	300				0,0	0

Amsterdam, Bruxelles, Lisbon and Paris market places, central order book only

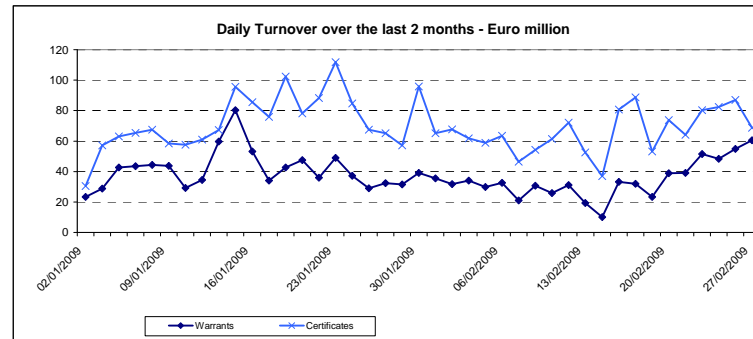
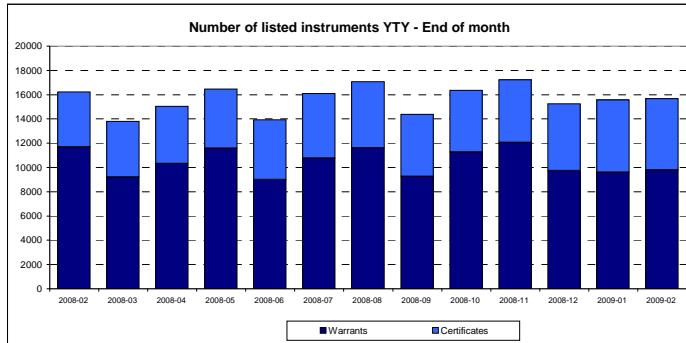
*: Since 1st May, 2005, modification of the warrants and certificates market model regarding trades for valuation purposes

** : All issuers who have less than 5 products listed at current month end

All information contained on or available on this page (the Content) is for general information purposes only. Although this information has been compiled with great care, neither Euronext, nor its servants nor agents, shall accept any responsibility for nor shall it be bound in any way by the contents of this document. In no event shall Euronext be liable for any loss or damages of any nature resulting from, arising out of or in connection with the Content.

All proprietary rights and interest in the Content, or connected with the Content, shall be vested in Euronext. No part of the Content may be redistributed or reproduced in any form or by any means or used to make any derivative work without written permission from Euronext

Central order book only



Main Indicators				
MARKET SEGMENT	Listing			
	February 2009		January 2009	31 Dec 2007
	LISTED End of month	MONTH New listed	LISTED End of month	LISTED End of month
Total	15 728	1 890	15 602	15 243
Warrants	9778	1315	9607	9735
Certificates	5950	575	5995	5508
ISSUERS	15 728	1 890	15 602	15 243
ABN AMRO	2668	297	2665	2574
ASSET-BACKED OBLIGATIE LTD	6	0	6	6
BARCLAYS BANK P.L.C.	38	0	38	38
BNP PARIBAS	1697	114	1726	1631
CALYON	31	0	31	31
CITIGROUP	1286	383	1225	1172
COMMERZBANK	5274	295	5466	5461
CREDIT SUISSE	15	0	15	15
DEUTSCHE BANK	32	0	32	33
DRESDNER KLEINWORT	1546	204	1462	1458
ETF SECURITIES	74	0	74	74
FIXED INCOME DIAMOND COLLECTION LTD	6	0	6	6
GOLDMAN SACHS	32	0	32	32
ING	465	188	422	354
JP MORGAN	26	0	26	26
MERRILL LYNCH	51	0	54	54
RABOBANK	148	0	151	152
ROBECO	6	0	6	6
SOCIETE GENERALE	1983	270	1952	1887
UBS	23	0	23	23
UNICREDIT	294	139	163	176
OTHERS	27	0	27	34

Main Indicators						
MARKET SEGMENT	Trading (single counted)					
	February 2009		January 2009	Since 1st January 2008 *		
	Number of trades	Turnover EUR ML	Number of trades	Turnover EUR ML	Number of trades	Turnover EUR ML
Total	451 690	2 002,8	497 921	2 396,8	949 611	4 399,6
Warrants	252845	683,4	294913	861,1	547758	1544,5
Certificates	198845	1319,3	203008	1535,7	401853	2855,1
ISSUERS	451 690	2 002,8	497 921	2 396,8	949 611	4 399,6
ABN AMRO	99614	584,2	113859	840,3	213473	1 424,5
ASSET-BACKED OBLIGATIE LTD	784	2,6	1161	5,1	1945	7,6
BARCLAYS BANK P.L.C.	90	1,9	99	2,0	189	3,9
BNP PARIBAS	58306	225,4	74592	357,3	132898	582,7
CALYON	31	0,0	8	0,0	8	0,0
CITIGROUP	42427	131,7	44733	132,9	87160	284,5
COMMERZBANK	50656	182,0	65781	265,5	116437	447,5
CREDIT SUISSE	0	0,0	0	0,0	0	0,0
DEUTSCHE BANK	298	4,8	185	5,2	483	10,0
DRESDNER KLEINWORT	37610	139,0	36903	158,0	74513	297,0
ETF SECURITIES	7894	208,8	5500	145,8	13394	354,6
FIXED INCOME DIAMOND COLLECTION LTD	4	0,4	8	0,5	12	0,9
GOLDMAN SACHS	13	0,0	64	0,1	77	0,1
ING	107910	136,7	116256	153,3	224166	290,1
JP MORGAN	40	0,4	36	0,3	76	0,7
MERRILL LYNCH	74	1,3	26	0,3	100	1,6
RABOBANK	3010	80,1	2962	94,6	5972	174,7
ROBECO	98	1,8	171	3,3	269	5,1
SOCIETE GENERALE	40167	260,1	32866	199,2	73033	459,3
UBS	13	0,1	10	0,1	23	0,1
UNICREDIT	1308	1,7	1708	4,4	3016	6,0
OTHERS	1374	39,9	993	28,8	2367	68,7

Most Traded Instruments (single counted)											
Warrants						Certificates					
ISIN	Location	Name	Issuer	Turnover EUR ML	Number of trades	ISIN	Location	Name	Issuer	Turnover EUR ML	Number of trades
FR0010675512	Paris	CAC40 2800P 0309S	SOCIETE GENERALE	48,1	3971	GB00B00FHZ82	Paris	GOLD BULLION SEC	ETF SECURITIES	120,7	4978
FR0010674044	Paris	CAC40 3000P 0309S	SOCIETE GENERALE	10,1	913	NL0006524662	Amsterdam	AAB AEX TS 269	ABN AMRO	33,8	5858
FR0010675504	Paris	CAC40 2700P 0309S	SOCIETE GENERALE	9,7	1861	JE00B1VS3770	Amsterdam	ETFS PHYSICALGOLD	ETF SECURITIES	26,2	477
DE000CG1Y2F3	Paris	CAC40 3150TS 0309C	CITIGROUP	7,9	2207	GB00B15KXV33	Paris	ETFS CRUDE OIL	ETF SECURITIES	23,2	1209
FR0010612549	Paris	EUUSD 1.6P 0309S	SOCIETE GENERALE	7,1	135	NL0009064096	Amsterdam	AAB AEX TS 260	ABN AMRO	21,4	3706
DE000CM4JMP7	Paris	CAC40 3500TS 0309Z	COMMERZBANK	7,0	153	NL00006474736	Amsterdam	AAB AEX TS 278	ABN AMRO	20,4	2885
NL0006423006	Amsterdam	ING AEX SPL 225	ING	6,8	8704	DE000DR1LDW8	Paris	EUUSD1.630TS OPEND	DRESDNER KLEINWORT	19,4	1360
FR0010675520	Paris	CAC40 2900P 0309S	SOCIETE GENERALE	6,4	1086	NL0006529216	Paris	CAC40 3150TPS0409B	BNP PARIBAS	15,5	4766
FR0010698639	Paris	CAC40 3000C 0209S	CITIGROUP	6,4	946	NL0000169613	Amsterdam	AAB DD 0%13	ABN AMRO	15,3	408
DE000CM4KLD3	Paris	CAC40 3450TS 0309Z	COMMERZBANK	6,1	119	FR0010673350	Paris	GOLD PIQOPENS	SOCIETE GENERALE	14,4	669

Amsterdam, Bruxelles, Lisbon and Paris market places, central order book only

* : Since 1st May, 2005, modification of the warrants and certificates market model regarding trades for valuation purposes

** : All issuers who have less than 5 products listed at current month end

All information contained on or available on this page (the Content) is for general information purposes only. Although this information has been compiled with great care, neither Euronext, nor its servants nor agents, shall accept any responsibility for

nor shall it be bound in any way by the contents of this document. In no event shall Euronext be liable for any loss or damages of any nature resulting from, arising out of or in connection with the Content.

All proprietary rights and interest in the Content, or connected with the Content, shall be vested in Euronext. No part of the Content may be redistributed or reproduced in any form or by any means or used to make any derivative work without written permission from Euronext