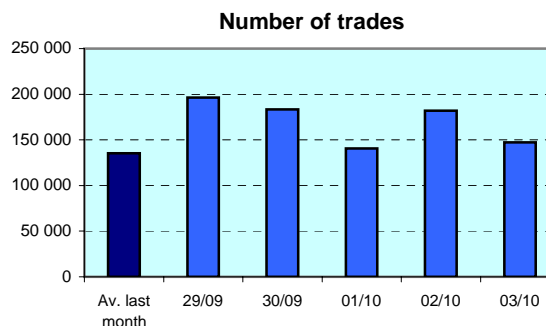
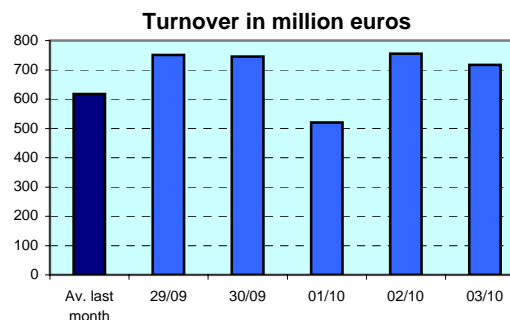


EURONEXT Brussels Cash Market

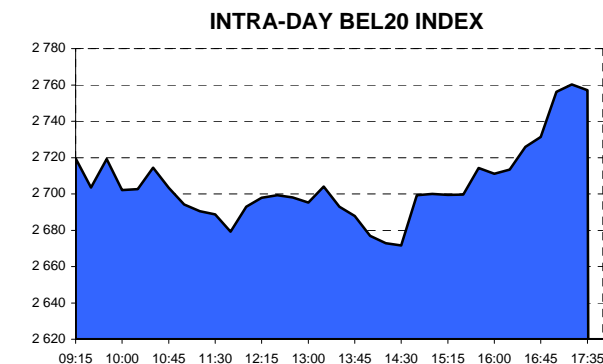
Indices

Electronic Order Book Turnover (single counted)

	03/10	02/10	Last month (daily average)
<b>TOTAL TURNOVER</b> <i>(in million EURO)</i>	<b>717,4</b>	<b>755,7</b>	<b>617,8</b>
<b>Shares</b>	<b>712,7</b>	<b>752,5</b>	<b>615,6</b>
BEL20 shares	938,8	896,1	802,3
Bas price shares	710,2	749,9	613,4
<b>NextTrack</b>	<b>0,3</b>	<b>0,1</b>	<b>0,7</b>
<b>Warrants</b>	<b>0,1</b>	<b>0,1</b>	<b>0,1</b>
<b>Bonds</b>	<b>4,2</b>	<b>2,8</b>	<b>1,3</b>
<b>TOTAL TRADES</b> <i>(double counted)</i>	<b>147 364</b>	<b>182 054</b>	<b>135 357</b>



	Close	Change in %	Change in % 31/12/2007
BEL20	2 757,01	+0,6	-33,2
BEL Mid	2 739,40	+0,3	-27,8
BEL Small	5 763,90	-0,4	-22,3
BEL Mid return	2 982,95	+0,3	-33,3
BEL Small return	6 242,16	-0,4	-31,6
BAS Price	8 631,83	-1,1	-31,6
BAS Return	23 200,50	-1,1	-26,2
Belg.Continuous	22 196,64	-0,9	-21,0



TOP 5 MOST ACTIVE in million euros (1)

Company	Turnover
FORTIS	155,26
INBEV(EX.INTERBREW)	129,70
KBC	61,55
BELGACOM	49,79
DEXIA	44,37

TOP 5 PRICE RISE (1)

Company	change in %
NEWTON 21 EUROPE	+9,9
DISTRI-LAND CERT	+9,0
KBC ANCORA	+7,8
EURONAV	+6,7
DELHAIZE GROUP	+5,3

TOP 5 PRICE FALL (1)

Company	change in %
TEAM INT MARKETING	-37,0
KEYWARE TECH.	-19,6
SPADEL	-8,8
BARCO	-6,1
SYSTEMAT	-5,4

(1) Listed Domestic companies

Alternext

TOP 5 MOST ACTIVE (in thousand euros)

Company	Turnover
PORTHUS	4,83
ECODIS	0,05
PORTHUS STRIP	0,00
EVADIX	0,00
CO.BR.HA	0,00

Free Market

TOP 5 MOST ACTIVE (in thousand euros)

Company	Turnover
PROPHAREX	6,34
OPTION TRAD.CY	3,50
ERYPLAST (D)	3,04
NEWTON 21 EUROPE	3,03
TEAM INT MARKETING	0,50

