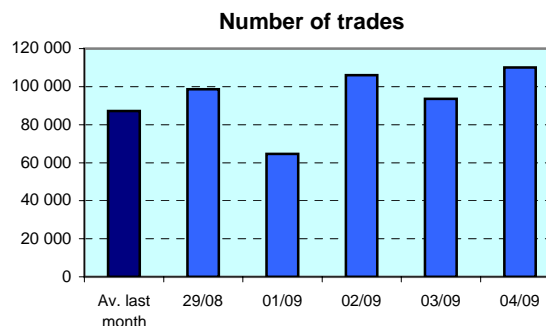
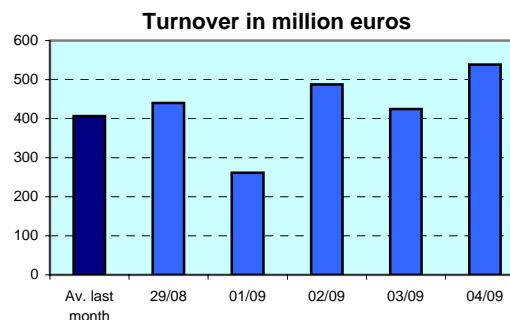


EURONEXT Brussels Cash Market

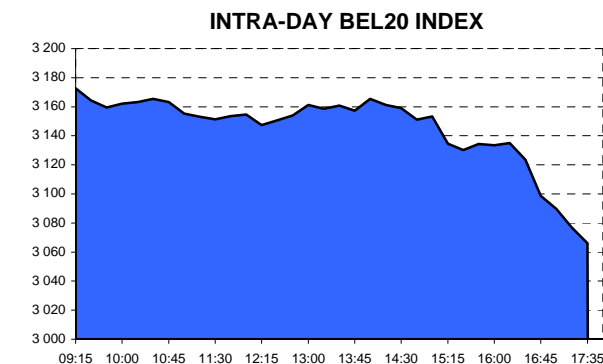
Indices

Electronic Order Book Turnover (single counted)

	04/09	03/09	Last month (daily average)
TOTAL TURNOVER <i>(in million EURO)</i>	538,2	424,5	406,6
Shares	537,0	423,7	405,3
BEL20 shares	696,0	568,0	534,5
Bas price shares	535,0	421,7	403,8
NextTrack	0,1	0,0	0,9
Warrants	0,2	0,0	0,1
Bonds	0,9	0,7	0,3
TOTAL TRADES <i>(double counted)</i>	110 124	93 570	87 167



	Close	Change in %	Change in % 31/12/2007
BEL20	3 066,15	-3,1	-25,7
BEL Mid	3 108,22	-1,2	-18,1
BEL Small	6 220,16	-0,8	-16,1
BEL Mid return	3 380,84	-1,2	-24,7
BEL Small return	6 735,42	-0,8	-22,8
BAS Price	9 751,19	-2,4	-23,4
BAS Return	26 191,99	-2,4	-16,3
Belg.Continuous	24 844,07	-2,5	-14,8



TOP 5 MOST ACTIVE in million euros (1)

Company	Turnover
DEXIA	91,23
KBC	68,25
INBEV(EX.INTERBREW)	48,03
FORTIS	46,65
UMICORE (D)	35,99

TOP 5 PRICE RISE (1)

Company	change in %
ABLYNX (WI)	+7,6
SERVICEFLATS CERT	+5,8
PUNCH TELEMATIX	+5,3
EVS BROADC.EQUIPM	+4,7
ALFACAM GROUP	+3,2

TOP 5 PRICE FALL (1)

Company	change in %
NEWTON 21 EUROPE	-12,3
EMAKINA GROUP	-12,1
ACCENTIS	-10,0
MACHELEN,KUUR.CERT	-8,3
AGFA-GEVAERT	-6,6

(1) Listed Domestic companies

Alternext

TOP 5 MOST ACTIVE (in thousand euros)

Company	Turnover
CO.BR.HA	18,72
EMAKINA GROUP	3,50
ECODIS	0,38
PORRHUS	0,27
PORRHUS STRIP	0,00

Free Market

TOP 5 MOST ACTIVE (in thousand euros)

Company	Turnover
OPTION TRAD.CY	8,17
NEWTON 21 EUROPE	2,63
FRED EN GINGER (D)	2,24
PROXIMEDIA	0,41
U&I LEARNING	0,32

