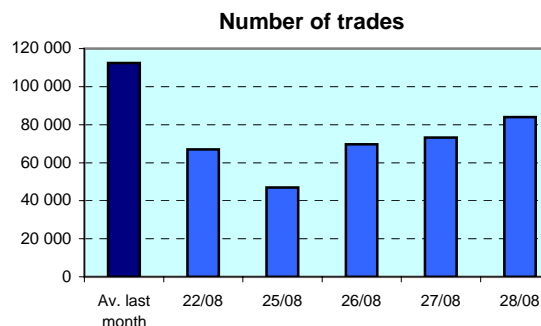
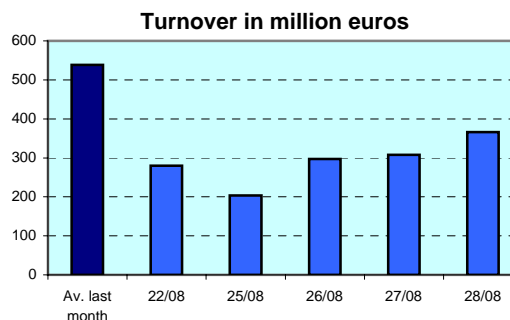


EURONEXT Brussels Cash Market

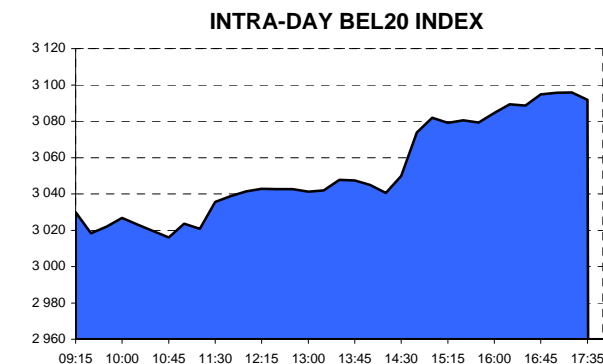
Indices

Electronic Order Book Turnover (single counted)

	28/08	27/08	Last month (daily average)
TOTAL TURNOVER <i>(in million EURO)</i>	366,1	307,5	538,7
Shares	365,5	306,9	537,9
BEL20 shares	493,0	419,0	560,2
Bas price shares	364,4	305,8	510,1
NextTrack	0,0	0,1	0,3
Warrants	0,0	0,1	0,0
Bonds	0,4	0,3	0,5
TOTAL TRADES <i>(double counted)</i>	84 026	73 154	112 486



	Close	Change in %	Change in % 31/12/2007
BEL20	3 091,80	+1,9	-25,1
BEL Mid	3 114,51	+1,4	-18,0
BEL Small	6 280,53	+0,5	-15,3
BEL Mid return	3 383,93	+1,4	-23,8
BEL Small return	6 800,79	+0,5	-21,9
BAS Price	9 862,13	+1,6	-22,4
BAS Return	26 486,56	+1,6	-16,2
Belg.Continuous	25 176,85	+1,6	-14,0



TOP 5 MOST ACTIVE in million euros (1)

Company	Turnover
KBC	58,10
DEXIA	49,94
FORTIS	37,47
INBEV(EX.INTERBREW)	30,10
UMICORE (D)	26,20

TOP 5 PRICE RISE (1)

Company	change in %
SYSTEMAT	+14,7
METRIS	+7,2
ZENITEL	+7,1
DEXIA	+6,8
NEWTREE	+6,5

TOP 5 PRICE FALL (1)

Company	change in %
CATALA	-8,7
TIGENIX NV	-5,3
GALAPAGOS	-3,9
ZETES INDUSTRIES	-3,7
BASILIX CERT	-3,6

(1) Listed Domestic companies

Alternext

TOP 5 MOST ACTIVE (in thousand euros)

Company	Turnover
ECODIS	8,30
PORTHUS	4,99
EMAKINA GROUP	0,69
PORTHUS STRIP	0,00
EVADIX	0,00

Free Market

TOP 5 MOST ACTIVE (in thousand euros)

Company	Turnover
OPTION TRAD.CY	5,78
NEWTREE	3,97
OXBRIDGE	2,68
REIBEL	0,38
TEAM INT MARKETING	0,37

