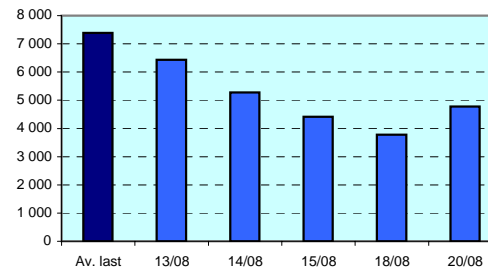


EURONEXT Paris Cash Market

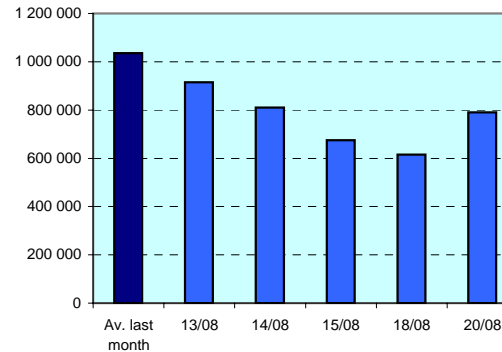
Electronic Order Book Turnover (single counted)

	20/08	18/08	Last month (daily average)
TOTAL TURNOVER	4 777,6	3 780,1	7 382,5
<i>(in million EURO)</i>			
Shares	4 524,8	3 577,6	7 011,4
Euronext Paris	4 523,3	3 576,1	7 007,9
Alternext	1,0	1,0	2,7
Marché Libre	0,5	0,4	0,7
CAC40 shares	3 750,9	3 044,6	5 961,6
CAC Next20 shares	353,5	219,9	465,1
SBF120 shares	4 413,2	3 488,1	6 822,3
CAC Mid100 shares	326,1	239,1	424,4
CAC Small90 shares	18,3	13,1	26,3
SBF250 shares	4 448,9	3 516,8	6 877,4
NextTrack	202,2	151,3	306,5
Certificates	6,2	7,1	11,5
Warrants	37,0	36,5	38,7
Bonds	7,3	7,6	14,4
TOTAL TRADES	789 774	614 764	1 035 026
<i>(double counted)</i>			

Turnover in million euros



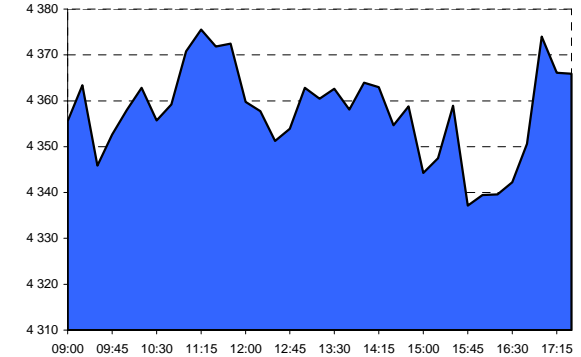
Number of trades



Indices

	Close	Change in %	Change in % 31/12/2007
CAC 40	4 365,87	-1,9	-22,2
CAC Next20	5 006,42	-2,8	-26,9
SBF80	4 889,84	-2,8	-23,0
SBF120	3 153,07	-2,0	-22,3
CAC Mid100	6 509,22	-2,7	-14,9
CAC Small90	5 978,49	-0,8	-26,2
CAC Mid&Small190	6 486,08	-2,5	-16,3
SBF250	3 080,20	-2,0	-22,1
CAC IT20	3 830,60	-2,7	-18,0

INTRA-DAY CAC40 INDEX



TOP 5 MOST ACTIVE in million euros (1)

Company	Turnover
TOTAL	499,33
SOCIETE GENERALE	219,05
AXA	211,07
BNP PARIBAS	197,86
GAZ DE FRANCE	169,65

(1) Listed Domestic companies

TOP 5 PRICE RISE (1)

Company	change in %
PROSERVIA BSAR	+31,8
ARCHOS	+29,7
FASHION B AIR	+14,1
THARREAU IND.	+10,8
ANOVO	+10,5

TOP 5 PRICE FALL (1)

Company	change in %
1855	-48,5
BILLON	-37,8
IMECOM GROUP	-21,2
TRADER CLASSIF.MED	-18,8
MILLET INNOVATION	-10,8

Alternext

TOP 5 MOST ACTIVE (in thousand euros)

Company	Turnover
1000MERCIS	125,66
EXONHIT THERAPEUT.	124,86
EASYDENTIC	76,02
HEURTEY PETROCHEM	73,16
GRUPE PROMEO	59,41

Marché Libre

TOP 5 MOST ACTIVE (in thousand euros)

Company	Turnover
ACADOMIA GROUPE	70,02
GOLOG	52,70
PROXIMANIA	50,93
ALTERGAZ	49,90
VELCAN ENERGY	32,56

— CAC40 — CAC Next20 — CAC Mid&small190

