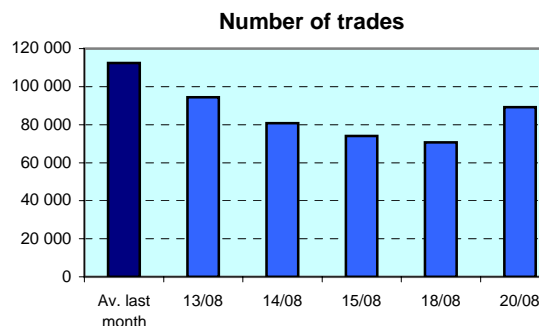
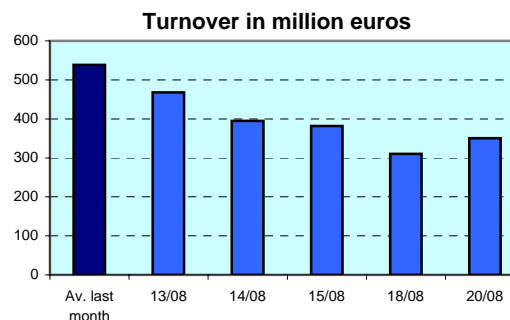


EURONEXT Brussels Cash Market

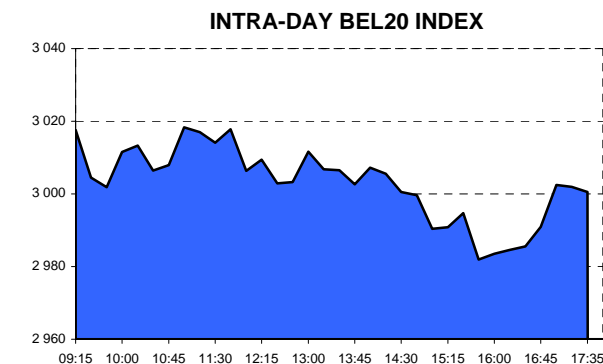
Indices

Electronic Order Book Turnover (single counted)

	20/08	18/08	Last month (daily average)
<b>TOTAL TURNOVER</b> <i>(in million EURO)</i>	<b>350,3</b>	<b>310,6</b>	<b>538,7</b>
<b>Shares</b>	<b>349,8</b>	<b>309,7</b>	<b>537,9</b>
BEL20 shares	492,3	390,2	560,2
Bas price shares	348,7	308,6	510,1
<b>NextTrack</b>	<b>0,1</b>	<b>0,6</b>	<b>0,3</b>
<b>Warrants</b>	<b>0,1</b>	<b>0,0</b>	<b>0,0</b>
<b>Bonds</b>	<b>0,3</b>	<b>0,1</b>	<b>0,5</b>
<b>TOTAL TRADES</b> <i>(double counted)</i>	<b>89 170</b>	<b>70 622</b>	<b>112 486</b>



	Close	Change in %	Change in % 31/12/2007
BEL20	3 000,52	-2,4	-27,3
BEL Mid	3 035,19	-2,4	-20,1
BEL Small	6 198,99	-0,6	-16,4
BEL Mid return	3 297,75	-2,4	-26,0
BEL Small return	6 712,50	-0,6	-24,1
BAS Price	9 582,16	-1,4	-24,8
BAS Return	25 734,66	-1,4	-18,4
Belg.Continuous	24 405,95	-1,4	-15,1



TOP 5 MOST ACTIVE in million euros (1)

Company	Turnover
KBC	72,56
DEXIA	36,01
INBEV(EX.INTERBREW)	28,97
SOLVAY	25,21
FORTIS	23,71

TOP 5 PRICE RISE (1)

Company	change in %
AGFA-GEVAERT	+6,0
ANTARES CERT	+3,9
DUVEL MOORTGAT	+3,6
IBT B	+3,2
COFINIMMO PRIV2	+2,8

TOP 5 PRICE FALL (1)

Company	change in %
EMAKINA GROUP	-12,2
OPTION	-9,3
NEWTREE	-8,7
KEYWARE TECH.	-6,3
TUBIZE-FIN	-4,6

(1) Listed Domestic companies

Alternext

TOP 5 MOST ACTIVE (in thousand euros)

Company	Turnover
PORTHUS	4,53
CO.BR.HA	1,42
EMAKINA GROUP	0,70
ECODIS	0,08
PORTHUS STRIP	0,00

Free Market

TOP 5 MOST ACTIVE (in thousand euros)

Company	Turnover
NEWTREE	2,40
REALCO	1,62
OXBRIDGE	0,24
ICE CONCEPT	0,00
RV ASSURANCES (D)	0,00

