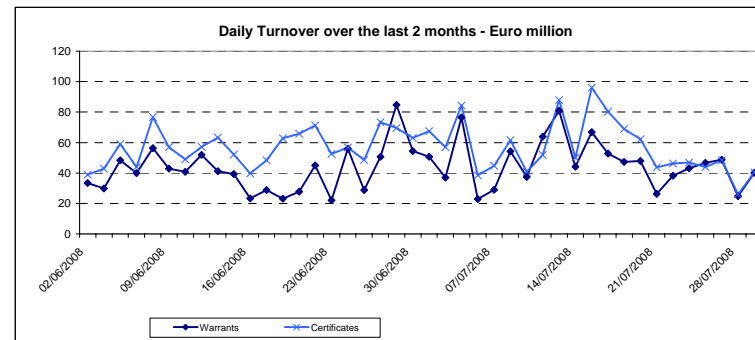
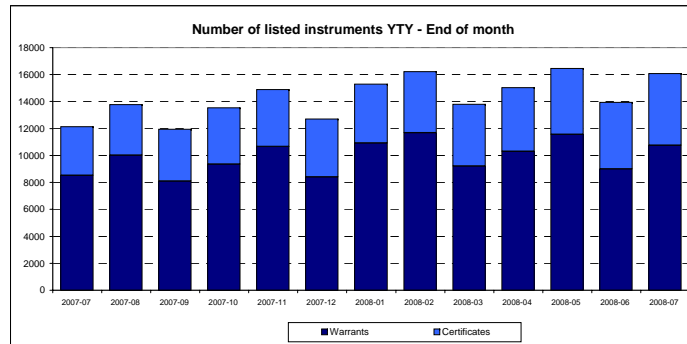


Central order book only



Main Indicators				
MARKET SEGMENT	Listing			
	July 2008		June 2008	
	LISTED End of month	MONTH New listed	LISTED End of month	LISTED End of month
Total	16 087	4 515	13 941	12 698
Warrants	10760	3028	8990	8401
Certificates	5327	1487	4951	4297
ISSUERS	16 087	4 515	13 941	12 698
ABN AMRO	2537	437	2433	2241
ASSET-BACKED OBLIGATIE LTD	6	0	6	6
BANCO SANTANDER	13	0	16	84
BARCLAYS BANK P.L.C.	37	0	37	26
BNP PARIBAS	2208	500	1783	1748
CALYON	361	0	380	385
CITIGROUP	1223	864	1101	833
COMMERZBANK	4709	1711	3598	2539
CREDIT SUISSE	10	10	0	0
DEUTSCHE BANK	35	0	44	41
DRESDNER KLEINWORT	1329	598	1145	1205
ETFS METAL SECURITIES LIMITED	10	0	10	10
FIXED INCOME DIAMOND COLLECTION LTD	6	0	6	6
FORTIS	8	1	8	10
GOLDMAN SACHS	63	0	115	414
HSBC TRINKAUS & BURKHARDT AG	38	18	20	59
ING	74	0	74	70
JP MORGAN	24	0	24	20
MERRILL LYNCH	53	2	51	34
NIB CAPITAL	8	0	10	17
RABOBANK	147	6	142	137
ROBECO	5	1	4	4
SOCIETE GENERALE	2699	364	2453	2402
UBS	23	0	23	36
UNICREDIT	429	0	429	339
OTHERS	32	3	29	32

Main Indicators						
MARKET SEGMENT	Trading (single counted)					
	July 2008		June 2008		Since 1st January 2008 *	
	Number of trades	Turnover EUR ML	Number of trades	Turnover EUR ML	Number of trades	Turnover EUR ML
Total	397 078	2 353,4	360 392	2 060,3	2 916 160	16 913,0
Warrants	224647	1072,2	212221	868,7	1696264	7112,5
Certificates	172431	1281,3	148171	1191,7	1219896	9800,5
ISSUERS	397 078	2 353,4	360 392	2 060,3	2 916 160	16 913,0
ABN AMRO	119382	768,1	103935	713,8	884441	6 004,9
ASSET-BACKED OBLIGATIE LTD	1219	16,0	1192	25,5	7608	116,0
BANCO SANTANDER	49	0,0	119	0,2	2626	9,0
BARCLAYS BANK P.L.C.	247	8,3	307	6,7	1586	37,1
BNP PARIBAS	52498	178,4	45037	163,2	372689	1 441,7
CALYON	3211	6,5	3705	9,9	37435	91,5
CITIGROUP	71699	337,6	60872	246,2	476206	2 137,1
COMMERZBANK	56211	379,7	50600	247,8	366913	1 711,4
CREDIT SUISSE	0	0,0	0	0,0	0	0,0
DEUTSCHE BANK	339	13,3	437	14,0	2649	88,0
DRESDNER KLEINWORT	43151	169,4	45180	133,0	356204	1 231,6
ETFS METAL SECURITIES LIMITED	261	14,2	212	9,4	2299	107,4
FIXED INCOME DIAMOND COLLECTION LTD	4	0,3	3	0,2	43	2,8
FORTIS	241	4,9	57	1,0	441	8,4
GOLDMAN SACHS	201	1,1	358	1,1	8000	36,1
HSBC TRINKAUS & BURKHARDT AG	105	0,8	131	0,2	2315	6,2
ING	1586	19,5	1294	19,2	11249	186,7
JP MORGAN	91	4,3	34	15,8	257	24,9
MERRILL LYNCH	111	2,0	82	1,7	577	9,8
NIB CAPITAL	1	0,0	6	0,1	68	0,9
RABOBANK	3001	96,5	3084	108,1	23400	680,1
ROBECO	148	4,5	126	4,1	639	17,5
SOCIETE GENERALE	38850	239,8	40038	262,7	317479	2 321,8
UBS	7	0,0	8	0,1	60	0,7
UNICREDIT	1964	8,5	1462	4,1	19023	59,7
OTHERS	2501	79,6	2113	72,1	21955	581,9

Most Traded Instruments (single counted)											
Warrants					Certificates						
ISIN	Location	Name	Issuer	Turnover EUR ML	Number of trades	ISIN	Location	Name	Issuer	Turnover EUR ML	Number of trades
DE000CB3YV44	Lisbon	DAX 6700TS 0908Z	COMMERZBANK	29,0	1912	GB00B00FHZ82	Paris	LYXOR GBS	GOLD BULLION SECURIT	59,6	2025
DE000CB3YUX8	Lisbon	DAX 6800TS 0908Z	COMMERZBANK	25,3	1135	NL0006280653	Amsterdam	AAB AEX TS 417	ABN AMRO	33,5	5418
DE000CG0BXS1	Paris	CAC40 4450TS 1208C	CITIGROUP	13,3	4855	NL0006276479	Amsterdam	AAB AEX TS 440	ABN AMRO	27,0	2820
DE000CB3YQH9	Paris	CAC40 5150TS 0908Z	COMMERZBANK	12,1	185	NL0006276966	Amsterdam	AAB AEX TS 428	ABN AMRO	21,9	2965
DE000CG0BRY1	Paris	CAC40 4200TL 0908C	CITIGROUP	11,2	4118	NL0000452639	Amsterdam	AAB AEX TL 373	ABN AMRO	19,8	5043
DE000CG0BRU9	Paris	CAC40 4000TL 0908C	CITIGROUP	11,1	2427	FR0010391201	Paris	GOLD SG 0115	SOCIETE GENERALE	13,8	498
DE000CB3YQM9	Paris	CAC40 5350TS 0908Z	COMMERZBANK	11,1	122	NL0006280661	Amsterdam	AAB AEX TS 422	ABN AMRO	11,7	1481
DE000CB3YQK3	Paris	CAC40 5250TS 0908Z	COMMERZBANK	10,6	129	NL0006338006	Amsterdam	AAB AEX TS 411	ABN AMRO	11,4	2455
DE000CB3SGP5	Lisbon	NASDQ 2050TS 0908Z	CITIGROUP	9,9	560	NL0000175685	Amsterdam	AAB AEX TL 397	ABN AMRO	10,9	3336
DE000DR0XST4	Paris	CAC40 4000TL 0908D	DRESDNER KLEINWOI	9,9	1816	NL0000873941	Amsterdam	AAB DJX TS 17750	ABN AMRO	10,4	63

Amsterdam, Bruxelles, Lisbon and Paris market places, central order book only

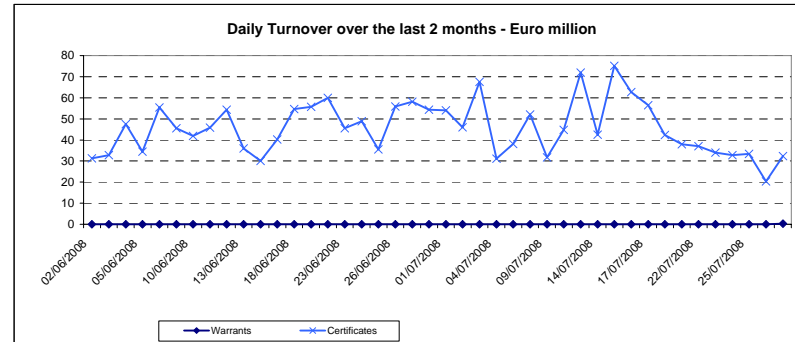
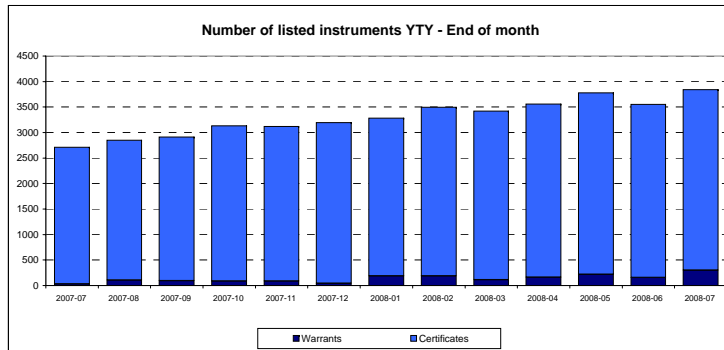
* : Since 1st May, 2005, modification of the warrants and certificates market model regarding trades for valuation purposes

** : All issuers who have less than 5 products listed at current month end

All information contained on or available on this page (the Content) is for general information purposes only. Although this information has been compiled with great care, neither Euronext, nor its servants nor agents, shall accept any responsibility for nor shall it be bound in any way by the contents of this document. In no event shall Euronext be liable for any loss or damages of any nature resulting from, arising out of or in connection with the Content.

All proprietary rights and interest in the Content, or connected with the Content, shall be vested in Euronext. No part of the Content may be redistributed or reproduced in any form or by any means or used to make any derivative work without written permission from Euronext

Central order book only



Main Indicators				
Listing				
MARKET SEGMENT	July 2008		June 2008	31 Dec 2007
	LISTED End of month	MONTH New listed	LISTED End of month	LISTED End of month
Total	3 844	1 111	3 554	3 194
Warrants	300	143	157	44
Certificates	3544	968	3397	3150
ISSUERS	3 844	1 111	3 554	3 194
ABN AMRO	2256	370	2209	2086
ASSET-BACKED OBLIGATIE LTD	6	0	6	6
BARCLAYS BANK P.L.C.	37	0	37	26
BNP PARIBAS	12	0	12	10
CITIGROUP	258	208	275	172
COMMERZBANK	875	511	625	527
CREDIT SUISSE	10	10	0	0
DEUTSCHE BANK	35	0	44	41
DRESDNER KLEINWORT	10	0	10	9
ETFS METAL SECURITIES LIMITED	5	0	5	5
FIXED INCOME DIAMOND COLLECTION LTD	6	0	6	6
FORTIS	5	1	4	3
ING	74	0	74	70
JP MORGAN	24	0	24	20
MERRILL LYNCH	28	1	27	16
NIB CAPITAL	8	0	10	17
RABOBANK	147	6	142	137
ROBECO	5	1	4	4
SOCIETE GENERALE	2	0	2	2
UBS	19	0	19	19
OTHERS	22	3	19	18

Main Indicators						
Trading (single counted)						
MARKET SEGMENT	July 2008		June 2008	Since 1st January 2008 *		
	Number of trades	Turnover EUR ML	Number of trades	Turnover EUR ML	Number of trades	Turnover EUR ML
Total	136 648	1 017,1	118 348	964,6	991 190	7 661,8
Warrants	441	1,6	224	0,4	1173	3,0
Certificates	136207	1015,5	118124	964,2	990017	7658,8
ISSUERS	136 648	1 017,1	118 348	964,6	991 190	7 661,8
ABN AMRO	116948	744,4	102028	691,5	866034	5807,0
ASSET-BACKED OBLIGATIE LTD	1219	16,0	1192	25,5	7606	116,0
BARCLAYS BANK P.L.C.	247	8,3	307	6,7	1586	37,1
BNP PARIBAS	10	0,2	8	0,2	93	2,1
CITIGROUP	8729	58,9	5875	41,2	42624	339,2
COMMERZBANK	3452	20,0	3315	11,1	30124	170,3
CREDIT SUISSE	0	0,0	0	0,0	0	0,0
DEUTSCHE BANK	339	13,3	437	14,0	2649	88,0
DRESDNER KLEINWORT	23	0,3	24	0,5	178	6,7
ETFS METAL SECURITIES LIMITED	147	8,0	116	3,8	1361	55,7
FIXED INCOME DIAMOND COLLECTION LTD	4	0,3	3	0,2	43	2,8
FORTIS	241	4,9	57	1,0	441	8,4
ING	1586	19,5	1294	19,2	11249	186,7
JP MORGAN	91	4,3	34	15,8	257	24,9
MERRILL LYNCH	85	1,7	63	1,6	408	9,0
NIB CAPITAL	1	0,0	6	0,1	68	0,9
RABOBANK	3001	96,5	3084	108,1	23400	680,1
ROBECO	148	4,5	126	4,1	639	17,5
SOCIETE GENERALE	0	0,0	0	0,0	0	0,0
UBS	6	0,0	4	0,0	46	0,4
OTHERS	371	16,0	375	19,9	2384	109,1

Most Traded Instruments (single counted)									
Warrants					Certificates				
ISIN	Name	Issuer	Turnover EUR thds	Number of trades	ISIN	Name	Issuer	Turnover EUR ML	Number of trades
NL0006337545	AAB AEX CW 400	ABN AMRO	389,4	52	NL0006280653	AAB AEX TS 417	ABN AMRO	33,5	5418
NL0006337552	AAB AEX CW 420	ABN AMRO	142,4	30	NL0006276479	AAB AEX TS 440	ABN AMRO	27,0	2820
NL0006281248	AAB AEX CW 400	ABN AMRO	121,2	39	NL0006276966	AAB AEX TS 428	ABN AMRO	21,9	2965
DE000C83D1T0	DSM 32C 0908Z	COMMERZBANK	98,0	1	NL0000452639	AAB AEX TL 373	ABN AMRO	19,8	5043
NL0006271108	AAB BRENT PW 120	ABN AMRO	66,6	27	NL0006280661	AAB AEX TS 422	ABN AMRO	11,7	1481
NL0006337610	AAB AEX PW 380	ABN AMRO	62,9	22	NL0006338006	AAB AEX TS 411	ABN AMRO	11,4	2455
NL0006274656	AAB AEX PUT 420	ABN AMRO	62,8	15	NL0000175685	AAB AEX TL 397	ABN AMRO	10,9	3336
NL0006271090	AAB BRENT PW 110	ABN AMRO	61,1	9	NL0000873941	AAB DJX TS 17750	ABN AMRO	10,4	63
NL0006270860	AAB GOUD CW 875	CITIGROUP	57,0	13	NL0000453728	AAB AEX TL 392	ABN AMRO	10,4	2049
NL0006270944	AAB BRENT CW 145	ABN AMRO	46,5	10	NL0000452126	AAB AEX TL 367	ABN AMRO	10,2	2632

Amsterdam, Bruxelles, Lisbon and Paris market places, central order book only

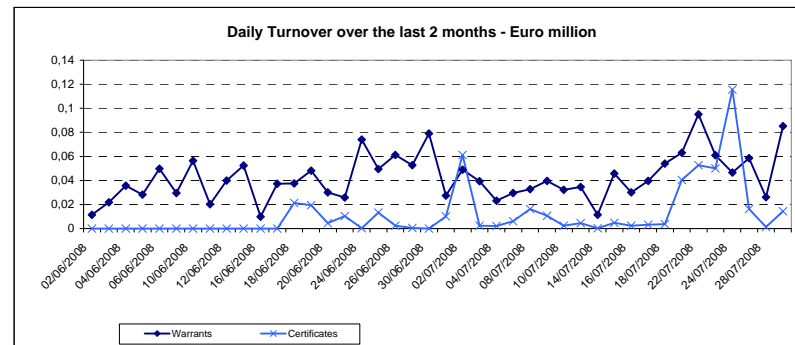
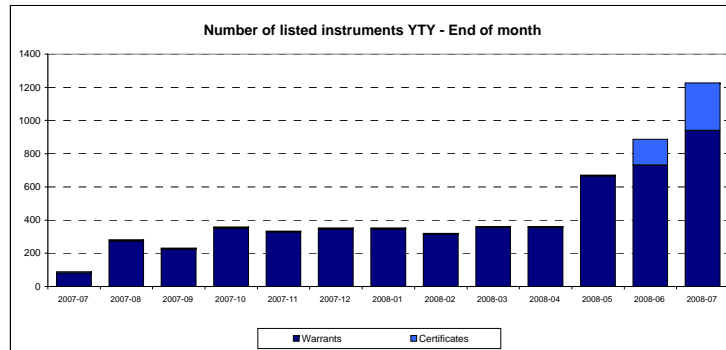
* : Since 1st May, 2005, modification of the warrants and certificates market model regarding trades for valuation purposes

** : All issuers who have less than 5 products listed at current month end

All information contained on or available on this page (the Content) is for general information purposes only. Although this information has been compiled with great care, neither Euronext, nor its servants nor agents, shall accept any responsibility for nor shall it be bound in any way by the contents of this document. In no event shall Euronext be liable for any loss or damages of any nature resulting from, arising out of or in connection with the Content.

All proprietary rights and interest in the Content, or connected with the Content, shall be vested in Euronext. No part of the Content may be redistributed or reproduced in any form or by any means or used to make any derivative work without written permission from Euronext

Central order book only



Main Indicators				
MARKET SEGMENT	Listing			
	July 2008		June 2008	31 Dec 2007
	LISTED End of month	MONTH New listed	LISTED End of month	LISTED End of month
Total	1 227	505	887	352
Warrants	940	210	730	345
Certificates	287	295	157	7
ISSUERS	1 227	505	887	352
COMMERZBANK	1219	505	878	340
FORTIS	3	0	4	7
OTHERS	5	0	5	5

Main Indicators						
MARKET SEGMENT	Trading (single counted)					
	July 2008		June 2008		Since 1st January 2008 *	
	Number of trades	Turnover EUR ML	Number of trades	Turnover EUR ML	Number of trades	Turnover EUR ML
Total	752	1,5	646	0,9	5 382	14,7
Warrants	637	1,0	625	0,9	5246	14,2
Certificates	115	0,5	21	0,1	136	0,5
ISSUERS	752	1,5	646	0,9	5 382	14,7
COMMERZBANK	696	1,4	573	0,7	4880	13,0
FORTIS	0	0,0	0	0,0	0	0,0
OTHERS	56	0,1	73	0,2	502	1,7

Most Traded Instruments (single counted)									
Warrants					Certificates				
ISIN	Name	Issuer	Turnover EUR thds	Number of trades	ISIN	Name	Issuer	Turnover EUR ML	Number of trades
DE000CB3NKT0	DOWJO12000P 0908Z	COMMERZBANK	98,5	11	DE000CB74PV8	GOOGL 585TS OPENZ	COMMERZBANK	246500,0	6
DE000CB3ZNNW2	DOWJO12000NRP1208Z	COMMERZBANK	56,0	6	DE000CB55UH6	ARCM1 70TS OPENZ	COMMERZBANK	60000,0	1
BE0006463617	CBOISSAUUVWE15(1P1)	CIE MOBILIERE ET FOI	54,4	34	DE000CB55TJ4	KBC 60TL OPENZ	COMMERZBANK	19905,0	10
BE0006462601	CBOISSAUUVWE12(1P1)	CIE MOBILIERE ET FOI	51,0	22	DE000CB55VF8	SHELL 21TL OPENZ	COMMERZBANK	16245,0	6
DE000CB3ZJC2	MBSTR 50NRP1208Z	COMMERZBANK	38,8	4	DE000CB55VJ8	AEX 375TL OPENZ	COMMERZBANK	14100,0	4
DE000CB3ZLV8	SUEZ 45NRC0908Z	COMMERZBANK	34,5	11	DE000CB55PU9	AKZO 35TL OPENZ	COMMERZBANK	10400,0	2
DE000CB3BN57	FORTS 12NRC1208Z	COMMERZBANK	32,6	26	DE000CB74NX9	DEXIA 7TL OPENZ	COMMERZBANK	9490,0	4
DE000CB3ZCZ8	BLCOM 25NRP1208Z	CITIGROUP	26,0	2	DE000CB55RN0	DSM 30TL OPENZ	COMMERZBANK	9083,4	5
DE000CB3VJT5	KBC 90C 1208Z	COMMERZBANK	25,2	12	DE000CB55WH2	AEX 400TL OPENZ	COMMERZBANK	8050,0	2
DE000CB3BT02	MBSTR 50NRC0908Z	COMMERZBANK	24,8	2	DE000CB55XD9	DAX 7500TS OPENZ	COMMERZBANK	7260,0	3

Amsterdam, Bruxelles, Lisbon and Paris market places, central order book only

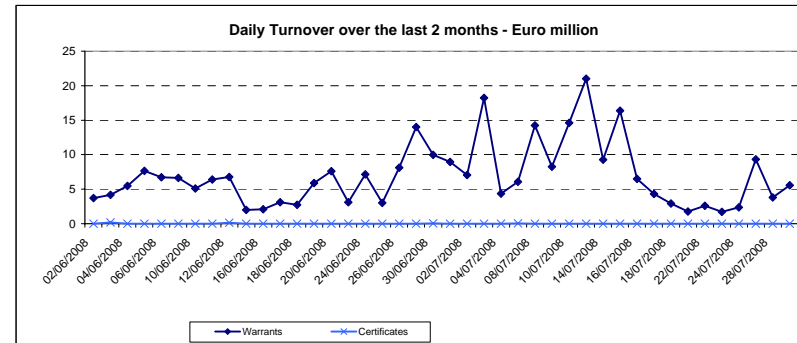
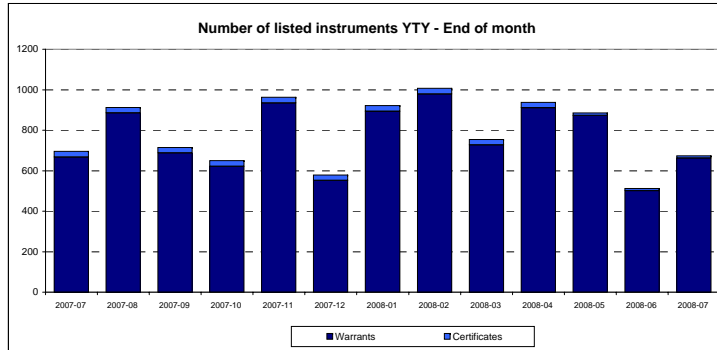
* : Since 1st May, 2005, modification of the warrants and certificates market model regarding trades for valuation purposes

** : All issuers who have less than 5 products listed at current month end

All information contained on or available on this page (the Content) is for general information purposes only. Although this information has been compiled with great care, neither Euronext, nor its servants nor agents, shall accept any responsibility for nor shall it be bound in any way by the contents of this document. In no event shall Euronext be liable for any loss or damages of any nature resulting from, arising out of or in connection with the Content.

All proprietary rights and interest in the Content, or connected with the Content, shall be vested in Euronext. No part of the Content may be redistributed or reproduced in any form or by any means or used to make any derivative work without written permission from Euronext

Central order book only



Main Indicators				
Listing				
MARKET SEGMENT	July 2008		June 2008	31 Dec 2007
	LISTED End of month	MONTH New listed	LISTED End of month	LISTED End of month
Total	674	261	513	579
Warrants	662	261	501	551
Certificates	12	0	12	28
ISSUERS	674	261	513	579
BANCO SANTANDER	13	0	16	84
CITIGROUP	242	137	167	211
COMMERZBANK	413	124	324	261
UBS	4	0	4	17
OTHERS	2	0	2	6

Main Indicators						
Trading (single counted)						
MARKET SEGMENT	July 2008		June 2008	Since 1st January 2008 *		
	Number of trades	Turnover EUR ML	Number of trades	Turnover EUR ML	Number of trades	Turnover EUR ML
Total	28 689	180,5	20 164	121,9	193 399	1 060,0
Warrants	28683	180,4	20151	121,5	193270	1 054,4
Certificates	6	0,1	13	0,4	129	5,7
ISSUERS	28 689	180,5	20 164	121,9	193 399	1 060,0
BANCO SANTANDER	49	0,0	119	0,2	2626	9,0
CITIGROUP	15426	59,9	10020	41,6	93083	469,7
COMMERZBANK	13208	120,5	10015	80,0	97590	580,2
UBS	1	0,0	4	0,1	14	0,3
OTHERS	5	0,1	6	0,1	76	0,8

Most Traded Instruments (single counted)									
Warrants					Certificates				
ISIN	Name	Issuer	Turnover EUR ML	Number of trades	ISIN	Name	Issuer	Turnover EUR thds	Number of trades
DE000CB3YVA4	DAX 6700TS 0808Z	COMMERZBANK	29,0	1912	PTBIUZYE0002	FTSE100BC0109	MILLENNIUM BCP	43,5	3,0
DE000CB3YUX8	DAX 6800TS 0808Z	COMMERZBANK	25,3	1135	IBEX35BC0109	IBEX35BC0109	MILLENNIUM BCP	24,3	2
DE000CB3SGP5	NASDAQ 2050TS 0808Z	COMMERZBANK	9,9	580	CH0023518829	NRDJSTOXXBANKS UB	UBS	10,3	1
DE000CG59WF7	DAX 6400P 0908C	CITIGROUP	9,2	972	DE000CG35WN1	DJSTX4.894BON0309C	CITIGROUP	0,0	0
DE000CG59WG5	DAX 6200P 0908C	CITIGROUP	8,6	1166	DE000CG35WP6	NIKEI19957BON0608C	CITIGROUP	0,0	0
DE000CB3YU23	DAX 6100TL 0708Z	COMMERZBANK	6,8	676	DE000CG35WQ4	NIKEI21339BON0609C	CITIGROUP	0,0	0
DE000CB3SGR1	NASDAQ 2000TS 0808Z	COMMERZBANK	5,7	450	CH0023518977	NRDJSTOXX SMALL UB	UBS	0,0	0
DE000CG59WA8	DAX 6800C 0908C	CITIGROUP	4,7	1196	CH0023519207	NRDAX UB	UBS	0,0	0
DE000CB3YVJ5	DAX 6800TS 0908Z	COMMERZBANK	3,7	382	CH0023519298	NRDJEUROSTOXX50 UB	UBS	0,0	0
DE000CB3YUY6	DAX 6200TL 0708Z	COMMERZBANK	3,3	759	PTBS1EYE0001	NRBEXCRTSN0109	BANCO SANTANDER	0,0	0

Amsterdam, Bruxelles, Lisbon and Paris market places, central order book only

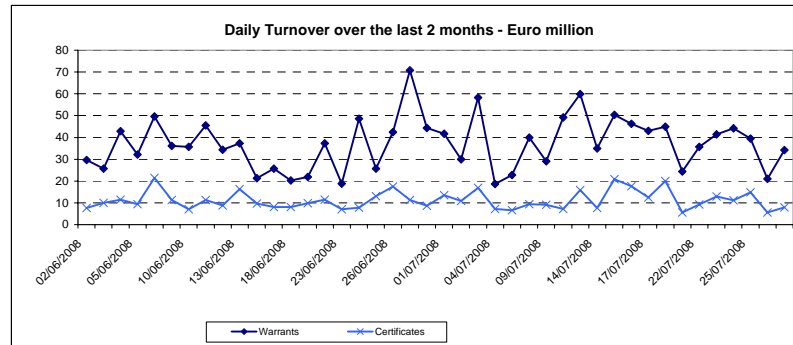
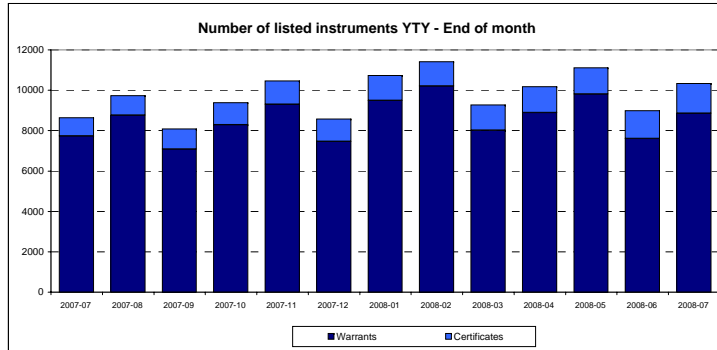
*: Since 1st May, 2005, modification of the warrants and certificates market model regarding trades for valuation purposes

** : All issuers who have less than 5 products listed at current month end

All information contained on or available on this page (the Content) is for general information purposes only. Although this information has been compiled with great care, neither Euronext, nor its servants nor agents, shall accept any responsibility for nor shall it be bound in any way by the contents of this document. In no event shall Euronext be liable for any loss or damages of any nature resulting from, arising out of or in connection with the Content.

All proprietary rights and interest in the Content, or connected with the Content, shall be vested in Euronext. No part of the Content may be redistributed or reproduced in any form or by any means or used to make any derivative work without written permission from Euronext

Central order book only



Main Indicators				
Listing				
MARKET SEGMENT	July 2008		June 2008	31 Dec 2007
	LISTED End of month	MONTH New listed	LISTED End of month	LISTED End of month
Total	10 342	2 638	8 987	8 573
Warrants	8858	2414	7602	7461
Certificates	1484	224	1385	1112
ISSUERS	10 342	2 638	8 987	8 573
ABN AMRO	281	67	224	155
BNP PARIBAS	2196	500	1771	1738
CALYON	361	0	380	385
CITIGROUP	723	519	659	450
COMMERZBANK	2202	571	1771	1411
DRESDNER KLEINWORT	1319	598	1135	1196
ETFS METAL SECURITIES LIMITED	5	0	5	5
GOLDMAN SACHS	63	0	115	414
HSBC TRINKAUS & BURKHARDT AG	38	18	20	59
MERRILL LYNCH	25	1	24	18
SOCIETE GENERALE	2697	364	2451	2400
UNICREDIT	429	0	429	339
OTHERS	3	0	3	3

Main Indicators						
Trading (single counted)						
MARKET SEGMENT	July 2008		June 2008	Since 1st January 2008 *		
	Number of trades	Turnover EUR ML	Number of trades	Turnover EUR ML	Number of trades	Turnover EUR ML
Total	230 989	1 154,3	221 234	972,9	1 726 189	8 176,5
Warrants	194886	889,1	191221	745,9	1496575	6 041,0
Certificates	36103	265,3	30013	227,0	229614	2 135,5
ISSUERS	230 989	1 154,3	221 234	972,9	1 726 189	8 176,5
ABN AMRO	2434	23,7	1907	22,3	18407	197,9
BNP PARIBAS	52488	178,3	45029	163,0	372596	1 439,6
CALYON	3211	6,5	3705	9,9	37435	91,5
CITIGROUP	47544	218,7	44977	163,5	340489	1 328,2
COMMERZBANK	38855	237,8	36697	158,0	234319	947,8
DRESDNER KLEINWORT	43128	169,1	45156	132,4	356026	1 229,9
ETFS METAL SECURITIES LIMITED	114	6,3	96	5,6	938	51,6
GOLDMAN SACHS	201	1,1	358	1,1	8000	36,1
HSBC TRINKAUS & BURKHARDT AG	105	0,8	131	0,2	2315	6,2
MERRILL LYNCH	26	0,3	19	0,1	169	0,8
SOCIETE GENERALE	38850	239,8	40038	262,7	317479	2 321,8
UNICREDIT	1964	8,5	1462	4,1	19023	59,7
OTHERS	2069	63,5	1659	52,0	18993	470,4

Most Traded Instruments (single counted)									
Warrants					Certificates				
ISIN	Name	Issuer	Turnover EUR ML	Number of trades	ISIN	Name	Issuer	Turnover EUR ML	Number of trades
DE000G0BXS1	CAC40 4450TS 1208C	CITIGROUP	13,3	4855	GB00B00FHZ82	LYXOR GBS	GOLD BULLION SECURITI	59,6	2025
DE000CB3YQH9	CAC40 5150TS 0908Z	COMMERZBANK	12,1	185	FR0010391201	GOLD SG 0115	SOCIETE GENERALE	13,8	498
DE000CG0BRY1	CAC40 4200TL 0908C	CITIGROUP	11,2	4118	NL0006240533	CAC40 4400TPS1208B	BNP PARIBAS	7,4	2957
DE000CG0BRU9	CAC40 4000TL 0908C	CITIGROUP	11,1	2427	FR0010453415	NASDAQ IPOPENS	SOCIETE GENERALE	7,3	27
DE000CB3YQM9	CAC40 5350TS 0908Z	COMMERZBANK	11,1	122	NL0006240517	CAC40 4300TPS1208B	BNP PARIBAS	5,5	2243
DE000CB3YQK3	CAC40 5250TS 0908Z	COMMERZBANK	10,6	129	CAC40 4460TPS1208B	BNP PARIBAS	5,4	1817	
DE00DR0X5T4	CAC40 4000TL 0908D	DRESDNER KLEINWOF	9,9	1816	CAC40 4000TL 0908B	BNP PARIBAS	5,2	1494	
DE000CB3YQL1	CAC40 5300TS 0908Z	CITIGROUP	8,9	116	JE00B1VS3770	ETFS PHYSICALGOLD	ETFS METAL SECURITIES	4,9	46
DE000CB3YQJ5	CAC40 5200TS 0908Z	COMMERZBANK	8,7	127	NL0006240491	CAC40 4200TPS1208B	BNP PARIBAS	4,8	2375
DE000CB3QWT8	DAX 6500P 1208Z	COMMERZBANK	8,5	548	JE00B24DM351	ETFS FORWD NAT GAS	CITIGROUP	4,6	27

Amsterdam, Bruxelles, Lisbon and Paris market places, central order book only

* : Since 1st May, 2005, modification of the warrants and certificates market model regarding trades for valuation purposes

** : All issuers who have less than 5 products listed at current month end

All information contained on or available on this page (the Content) is for general information purposes only. Although this information has been compiled with great care, neither Euronext, nor its servants nor agents, shall accept any responsibility for nor shall it be bound in any way by the contents of this document. In no event shall Euronext be liable for any loss or damages of any nature resulting from, arising out of or in connection with the Content.

All proprietary rights and interest in the Content, or connected with the Content, shall be vested in Euronext. No part of the Content may be redistributed or reproduced in any form or by any means or used to make any derivative work without written permission from Euronext