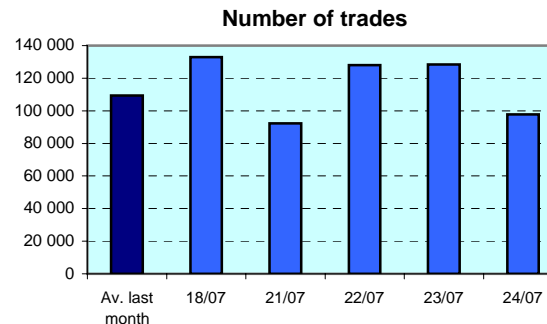
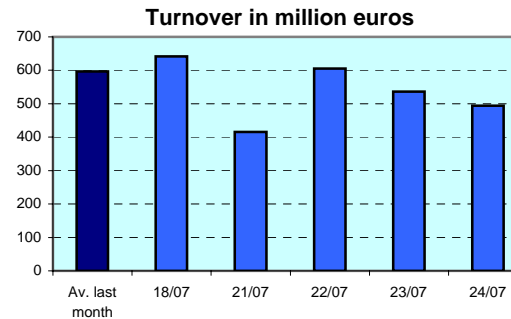


EURONEXT Brussels Cash Market

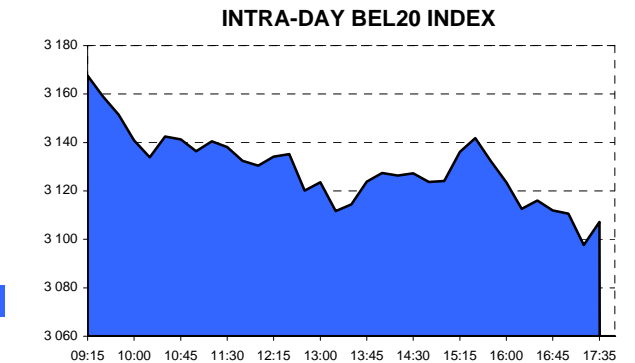
Indices

Electronic Order Book Turnover (single counted)

	24/07	23/07	Last month (daily average)
TOTAL TURNOVER <i>(in million EURO)</i>	494,0	536,6	596,7
Shares	493,5	536,1	595,0
BEL20 shares	731,7	718,8	542,0
Bas price shares	491,7	531,9	593,0
NextTrack	0,1	0,1	0,2
Warrants	0,0	0,1	0,0
Bonds	0,2	0,3	1,4
TOTAL TRADES <i>(double counted)</i>	97 826	128 440	109 458



	Close	Change in %	Change in % 31/12/2007
BEL20	3 107,22	-1,2	-24,7
BEL Mid	3 024,71	-0,8	-20,3
BEL Small	6 080,47	+0,1	-18,0
BEL Mid return	3 286,37	-0,8	-22,5
BEL Small return	6 584,16	+0,1	-20,5
BAS Price	10 036,60	-0,6	-20,9
BAS Return	26 954,95	-0,6	-18,6
Belg.Continuous	25 676,03	-0,7	-16,7



TOP 5 MOST ACTIVE in million euros (1)

Company	Turnover
DEXIA	98,50
INBEV(EX.INTERBREW)	63,95
MOBISTAR	43,64
KBC	43,47
SOLVAY	32,12

TOP 5 PRICE RISE (1)

Company	change in %
ZENITEL	+11,8
THINK-MEDIA	+6,5
MOBISTAR	+5,9
GENK LOGIST. CERT	+4,7
VPK PACKAGING	+3,4

TOP 5 PRICE FALL (1)

Company	change in %
PROPHAREX	-7,1
PICANOL	-6,4
UMICORE (D)	-5,4
NYRSTAR (D)	-4,7
TESSENDERLO	-4,2

(1) Listed Domestic companies

Alternext

TOP 5 MOST ACTIVE (in thousand euros)

Company	Turnover
AIR ENERGY	29,21
ECODIS	5,43
PORRHUS	4,53
VISION IT GROUP	0,22
EVADIX	0,19

Free Market

TOP 5 MOST ACTIVE (in thousand euros)

Company	Turnover
NEWTREE	16,17
PROPHAREX	13,26
PROXIMEDIA	0,60
FLEXOS (D)	0,49
SV PATRIMONIA	0,31

