

## Summary Overview STIRs and Currencies

<b>London</b>						<b>Time*</b>
EURIBOR Future (3 months)						10.00
EURIBOR Options (including One-Year Mid-Curve Options)						10.00
<i>Delivery/</i>	<i>Last trading/</i>	<i>Delivery/</i>	<i>Last trading/</i>	<i>Delivery/</i>	<i>Last trading/</i>	
<i>Expiry month</i>	<i>Expiry day</i>	<i>Expiry month</i>	<i>Expiry day</i>	<i>Expiry month</i>	<i>Expiry day</i>	
January 04	19 Jan	January 06	16 Jan	January 08	14 Jan	
February 04	16 Feb	February 06	13 Feb	February 08	18 Feb	
March 04	15 Mar	March 06	13 Mar	March 08	17 Mar	
April 04	19 Apr	April 06	13 Apr	April 08	14 Apr	
May 04	17 May	May 06	15 May	May 08	19 May	
June 04	14 Jun	June 06	19 Jun	June 08	16 Jun	
July 04	19 Jul	July 06	17 Jul	July 08	14 Jul	
August 04	16 Aug	August 06	14 Aug	August 08	18 Aug	
September 04	13 Sep	September 06	18 Sep	September 08	15 Sep	
October 04	18 Oct	October 06	16 Oct	October 08	13 Oct	
November 04	15 Nov	November 06	13 Nov	November 08	17 Nov	
December 04	13 Dec	December 06	18 Dec	December 08	15 Dec	
January 05	17 Jan	January 07	15 Jan	January 09	19 Jan	
February 05	14 Feb	February 07	19 Feb	February 09	16 Feb	
March 05	14 Mar	March 07	19 Mar	March 09	16 Mar	
April 05	18 Apr	April 07	16 Apr	April 09	09 Apr	
May 05	16 May	May 07	14 May	May 09	18 May	
June 05	13 Jun	June 07	18 Jun	June 09	15 Jun	
July 05	18 Jul	July 07	16 Jul	July 09	13 Jul	
August 05	15 Aug	August 07	13 Aug	August 09	17 Aug	
September 05	19 Sep	September 07	17 Sep	September 09	14 Sep	
October 05	17 Oct	October 07	15 Oct	October 09	19 Oct	
November 05	14 Nov	November 07	19 Nov	November 09	16 Nov	
December 05	19 Dec	December 07	17 Dec	December 09	14 Dec	

<b>London</b>	<b>Time*</b>
EONIA Future	17.00
<i>Delivery/</i>	<i>Last trading/</i>
<i>Expiry month</i>	<i>Expiry day</i>
January 04	30 Jan
February 04	27 Feb
March 04	31 Mar
April 04	30 Apr
May 04	31 May
June 04	30 Jun
July 04	30 Jul
August 04	31 Aug
September 04	30 Sep
October 04	29 Oct
November 04	30 Nov
December 04	31 Dec
January 05	31 Jan
February 05	28 Feb
March 05	31 Mar
April 05	29 Apr
May 05	31 May
June 05	30 Jun
July 05	29 Jul
August 05	31 Aug

<b>London</b>	<b>Time*</b>
Euroswiss Future	11.00
Euroswiss Option	11.00
<i>Delivery/</i>	<i>Last trading/</i>
<i>Expiry month</i>	<i>Expiry day</i>
January 04	30 Jan
March 04	15 Mar
June 04	14 Jun
September 04	13 Sep
December 04	13 Dec
March 05	14 Mar
June 05	13 Jun
September 05	19 Sep
December 05	19 Dec
March 06	13 Mar
June 06	19 Jun
September 06	18 Sep
December 06	18 Dec
<b>London</b>	<b>Time*</b>
Euroyen Future (TIBOR)	16.00
<i>Delivery/</i>	<i>Last trading/</i>
<i>Expiry month</i>	<i>Expiry day</i>
March 04	11 Mar
June 04	10 Jun
September 04	09 Sep
December 04	09 Dec
March 05	10 Mar
June 05	09 Jun
September 05	15 Sep
December 05	15 Dec
March 06	09 Mar
June 06	15 Jun
September 06	14 Sep
December 06	14 Dec
March 07	15 Mar
June 07	14 Jun
September 07	13 Sep
December 07	13 Dec

<b>London</b>						<b>Time*</b>
Short Sterling Future (3 months)						11.00
Short Sterling Options (including One-Year Mid-Curve Options)						11.00
<i>Delivery/</i>	<i>Last trading/</i>	<i>Delivery/</i>	<i>Last trading/</i>	<i>Delivery/</i>	<i>Last trading/</i>	
<i>Expiry month</i>	<i>Expiry day</i>	<i>Expiry month</i>	<i>Expiry day</i>	<i>Expiry month</i>	<i>Expiry day</i>	
January 04	21 Jan	January 06	18 Jan	January 08	16 Jan	
February 04	18 Feb	February 06	15 Feb	February 08	20 Feb	
March 04	17 Mar	March 06	15 Mar	March 08	19 Mar	
April 04	21 Apr	April 06	19 Apr	April 08	16 Apr	
May 04	19 May	May 06	17 May	May 08	21 May	
June 04	16 Jun	June 06	21 Jun	June 08	18 Jun	
July 04	21 Jul	July 06	19 Jul	July 08	16 Jul	
August 04	18 Aug	August 06	16 Aug	August 08	20 Aug	
September 04	15 Sep	September 06	20 Sep	September 08	17 Sep	
October 04	20 Oct	October 06	18 Oct	October 08	15 Oct	
November 04	17 Nov	November 06	15 Nov	November 08	19 Nov	
December 04	15 Dec	December 06	20 Dec	December 08	17 Dec	
January 05	19 Jan	January 07	17 Jan	January 09	21 Jan	
February 05	16 Feb	February 07	21 Feb	February 09	18 Feb	
March 05	16 Mar	March 07	21 Mar	March 09	18 Mar	
April 05	20 Apr	April 07	18 Apr	April 09	15 Apr	
May 05	18 May	May 07	16 May	May 09	20 May	
June 05	15 Jun	June 07	20 Jun	June 09	17 Jun	
July 05	20 Jul	July 07	18 Jul	July 09	15 Jul	
August 05	17 Aug	August 07	15 Aug	August 09	19 Aug	
September 05	21 Sep	September 07	19 Sep	September 09	16 Sep	
October 05	19 Oct	October 07	17 Oct	October 09	21 Oct	
November 05	16 Nov	November 07	21 Nov	November 09	18 Nov	
December 05	21 Dec	December 07	19 Dec	December 09	16 Dec	

<b>Amsterdam</b>	<b>Time*</b>
US Dollar/ Euro Future (FDE)	13.00
US Dollar/ Euro Option (DEX)	13.00
Euro/US Dollar Future (FED)	13.00
Euro/US Dollar Option (EDX)	13.00
<i>Delivery/</i>	<i>Last trading/</i>
<i>Expiry Month</i>	<i>Expiry day</i>
January 04	16 Jan
February 04	20 Feb
March 04	19 Mar
April 04	16 Apr
May 04	21 May
June 04	18 Jun
July 04	16 Jul
August 04	20 Aug
September 04	17 Sep
October 04	15 Oct
November 04	19 Nov
December 04	17 Dec

### Last Day of Trading

Trading in expiring currency derivatives that have the EuroFX rate as their settlement basis will end at 1.00pm CET. The following applies to the September 2004 expiration month. Trading in expiring currency derivatives that have the ECB rate as their settlement basis ends at 2.15pm CET.

\* Time at which trading in the delivery month will cease on the last trading day. All times are local times unless specified otherwise.



EURIBOR

The Big

ST!R

Euronext.liffe's EURIBOR

[www.liffe.com](http://www.liffe.com)

## Summary Overview Swaps

London	Time*
€ Swapnote® (Two, Five & Ten Year) Future and Options	10.00
\$ Swapnote® (Two, Five & Ten Year) Future	** 11.00

\*\* New York time

€ Swapnote® Future		€ Swapnote® Option		\$ Swapnote® Future	
Delivery/ Expiry month	Last trading/ Expiry day	Delivery/ Expiry month	Last trading/ Expiry day	Delivery/ Expiry month	Last trading/ Expiry day
March 04	15 Mar	January 04	19 Jan	March 04	15 Mar
June 04	14 Jun	February 04	16 Feb	June 04	14 Jun
September 04	13 Sep	March 04	15 Mar	September 04	13 Sep
December 04	13 Dec	April 04	19 Apr	December 04	13 Dec
March 05	14 Mar	May 04	17 May	March 05	14 Mar
June 05	13 Jun	June 04	14 Jun	June 05	13 Jun
		July 04	19 Jul		
		August 04	16 Aug		
		September 04	13 Sep		
		October 04	18 Oct		
		November 04	15 Nov		
		December 04	13 Dec		
		January 05	17 Jan		
		February 05	14 Feb		
		March 05	14 Mar		
		April 05	18 Apr		
		May 05	16 May		
		June 05	13 Jun		

## Summary Overview Bonds

London	Time*
Long Gilt Future	11.00
Bund/Schatz Future	***12.30
JGB Future	16.00

\*\*\* Frankfurt time

Long Gilt Future		
Delivery month	Last trading day	First/Last notice day
March 04	29 Mar	26 Feb/30 Mar
June 04	28 Jun	27 May/29 Jun
September 04	28 Sep	27 Aug/29 Sep
December 04	29 Dec	29 Nov/30 Dec
March 05	29 Mar	25 Feb/30 Mar
June 05	28 Jun	27 May/29 Jun

Bund/Schatz Future		
Delivery month	Last trading day	Single day delivery
March 04	08 Mar	10 Mar
June 04	08 Jun	10 Jun
September 04	08 Sep	10 Sep
December 04	08 Dec	10 Dec
March 05	08 Mar	10 Mar
June 05	08 Jun	10 Jun

JGB Future	
Delivery month	Last trading day
March 04	10 Mar
June 04	09 Jun
September 04	08 Sep
December 04	08 Dec
March 05	09 Mar
June 05	08 Jun

London	Time*
Long Gilt/Bund Option	10.00

	Long Gilt Option	Bund Option
Delivery/ Expiry month	Last trading/ Expiry day	Last trading/ Expiry day
January 04	22 Dec	22 Dec
February 04	23 Jan	23 Jan
March 04	20 Feb	20 Feb
April 04	24 Mar	24 Mar
May 04	23 Apr	23 Apr
June 04	21 May	21 May
July 04	23 Jun	23 Jun
August 04	23 Jul	23 Jul
September 04	23 Aug	23 Aug
October 04	23 Sep	23 Sep
November 04	22 Oct	22 Oct
December 04	23 Nov	23 Nov
January 05	22 Dec	22 Dec
February 05	24 Jan	24 Jan
March 05	21 Feb	21 Feb
April 05	22 Mar	22 Mar
May 05	22 Apr	22 Apr
June 05	23 May	23 May

Paris	Time*
Five Year Euro/Euro Notional Future	11.00
Five Year Euro Option	17.30
Euro Notional Option	17.30

### Five Year Euro/Euro Notional Future

Delivery/ Expiry month	Last trading/ Expiry day
March 04	15 Mar
June 04	14 Jun
September 04	13 Sep
December 04	13 Dec
March 05	14 Mar
June 05	13 Jun
September 05	19 Sep
December 05	19 Dec

### Five Year Euro Option

Delivery/ Expiry month	Last trading/ Expiry day
January 04	18 Dec
February 04	29 Jan
March 04	26 Feb
April 04	25 Mar
May 04	29 Apr
June 04	27 May
July 04	24 Jun
August 04	29 Jul
September 04	26 Aug
October 04	30 Sep
November 04	28 Oct
December 04	25 Nov
January 05	30 Dec
February 05	27 Jan
March 05	24 Feb
April 05	31 Mar
May 05	28 Apr
June 05	26 May

### Euro Notional Option

Delivery/ Expiry month	Last trading/ Expiry day
January 04	22 Dec
February 04	23 Jan
March 04	20 Feb
April 04	24 Mar
May 04	23 Apr
June 04	24 May
July 04	23 Jun
August 04	23 Jul
September 04	24 Aug
October 04	23 Sep
November 04	22 Oct
December 04	23 Nov
January 05	24 Dec
February 05	24 Jan
March 05	21 Feb
April 05	22 Mar
May 05	22 Apr
June 05	24 May

\* Time at which trading in the delivery month will cease on the last trading day. All times are local times unless specified otherwise.

# BEWARE!

Exposure to this product may seriously improve your business.



€ Swapnote No other contract comes close.

## Summary Overview Equities

<b>Amsterdam</b>	<b>Time*</b>
Individual Equity Futures	17.30
Individual Equity Options	17.25
Individual Equity Options on Non-Dutch Shares	17.25
AEX-index <sup>®</sup> Futures & Options	16.00
Light AEX-index <sup>®</sup> Futures & Options	16.00
<i>Delivery/ Expiry month</i>	<i>Last trading/ Expiry day</i>
January 04	16 Jan
February 04	20 Feb
March 04	19 Mar
April 04	16 Apr
May 04	21 May
June 04	18 Jun
July 04	16 Jul
August 04	20 Aug
September 04	17 Sep
October 04	15 Oct
November 04	19 Nov
December 04	17 Dec

<b>Brussels</b>	<b>Time*</b>
Individual Equity Options	15.00
BEL20 <sup>®</sup> Index Futures & Options	15.00
<i>Delivery/ Expiry month</i>	<i>Last trading/ Expiry day</i>
January 04	16 Jan
February 04	20 Feb
March 04	19 Mar
April 04	16 Apr
May 04	21 May
June 04	18 Jun
July 04	16 Jul
August 04	20 Aug
September 04	17 Sep
October 04	15 Oct
November 04	19 Nov
December 04	17 Dec

<b>Lisbon</b>	<b>Time*</b>
Individual Equity Futures	16.35
Individual Equity Options	16.35
PS120 Index Futures & Options	16.35

### Individual Equity Futures

<i>Delivery/ Expiry month</i>	<i>Last trading day/ Expiry day</i>
January 04	16 Jan
February 04	20 Feb
March 04	19 Mar
April 04	16 Apr
May 04	21 May
June 04	18 Jun
July 04	16 Jul
August 04	20 Aug
September 04	17 Sep
October 04	15 Oct
November 04	19 Nov
December 04	17 Dec

### Individual Equity Options

<i>Delivery/ Expiry month</i>	<i>Last trading day/ Expiry day</i>
March 04	19 Mar
June 04	18 Jun
September 04	17 Sep
December 04	17 Dec

### PS120 Index Futures & Options

<i>Delivery/ Expiry month</i>	<i>Last trading day/ Expiry day</i>
January 04	16 Jan
February 04	20 Feb
March 04	19 Mar
April 04	16 Apr
May 04	21 May
June 04	18 Jun
July 04	16 Jul
August 04	20 Aug
September 04	17 Sep
October 04	15 Oct
November 04	19 Nov
December 04	17 Dec

\* Time at which trading in the delivery month will cease on the last trading day. All times are local times unless specified otherwise.

continued next page

*At  
Euronext.liffe  
your  
options  
are unlimited*

[www.liffe.com](http://www.liffe.com)

[www.euronext.com](http://www.euronext.com)

## Summary Overview Equities

London Individual Equity Options	Time* 16.30	London Universal Stock Futures	Time**					
<i>Delivery/ Expiry month</i>	<i>Last trading/ Expiry day</i>	<i>Delivery/Expiry month</i>	<i>Last trading/Expiry day</i>					
			Denmark	Finland	France‡	Germany	Italy◇	Netherlands
January 04	16 Jan	January 04	16 Jan	16 Jan	29 Jan	16 Jan	15 Jan	16 Jan
February 04	20 Feb	February 04	20 Feb	20 Feb	26 Feb	20 Feb	19 Feb	20 Feb
March 04	19 Mar	March 04	19 Mar	19 Mar	30 Mar	19 Mar	18 Mar	19 Mar
April 04	16 Apr	April 04	16 Apr	16 Apr	29 Apr	16 Apr	15 Apr	16 Apr
May 04	21 May	May 04	21 May	21 May	28 May	21 May	20 May	21 May
June 04	18 Jun	June 04	18 Jun	18 Jun	29 Jun	18 Jun	17 Jun	18 Jun
July 04	16 Jul	July 04	16 Jul	16 Jul	29 Jul	16 Jul	15 Jul	16 Jul
August 04	20 Aug	August 04	20 Aug	20 Aug	30 Aug	20 Aug	19 Aug	20 Aug
September 04	17 Sep	September 04	17 Sep	17 Sep	29 Sep	17 Sep	16 Sep	17 Sep
October 04	15 Oct	October 04	15 Oct	15 Oct	15 Oct	15 Oct	14 Oct	15 Oct
November 04	19 Nov	November 04	19 Nov	19 Nov	19 Nov	19 Nov	18 Nov	19 Nov
December 04	17 Dec	December 04	17 Dec	17 Dec	17 Dec	17 Dec	16 Dec	17 Dec
			Norway△	Spain	Sweden	Switzerland	UK	USA
January 04		January 04	16 Jan	16 Jan	16 Jan	16 Jan	16 Jan	16 Jan
February 04		February 04	19 Feb	20 Feb	20 Feb	20 Feb	20 Feb	20 Feb
March 04		March 04	18 Mar	18 Mar	19 Mar	19 Mar	19 Mar	19 Mar
April 04		April 04	15 Apr	16 Apr	16 Apr	16 Apr	16 Apr	16 Apr
May 04		May 04	19 May	21 May	21 May	21 May	21 May	21 May
June 04		June 04	17 Jun	18 Jun	18 Jun	18 Jun	18 Jun	18 Jun
July 04		July 04	15 Jul	16 Jul	16 Jul	16 Jul	16 Jul	16 Jul
August 04		August 04	19 Aug	20 Aug	20 Aug	20 Aug	20 Aug	20 Aug
September 04		September 04	16 Sep	17 Sep	17 Sep	17 Sep	17 Sep	17 Sep
October 04		October 04	21 Oct	15 Oct	15 Oct	15 Oct	15 Oct	15 Oct
November 04		November 04	18 Nov	19 Nov	19 Nov	19 Nov	19 Nov	19 Nov
December 04		December 04	16 Dec	17 Dec	17 Dec	17 Dec	17 Dec	17 Dec

‡ France, January 04 - September 04 business day before the last trading day of the month. October 04 onwards, Third Friday.

◇ Italy, business day before Third Friday

△ Norway, Third Thursday

London Equity Index Futures	Time*	London Equity Index Options	Time*
FTSE 100 Index	10.30.30	FTSE 100 Index (SEI, ESX)	10.30.30
FTSE 250 Index	10.30.30	FTSEurofirst 80 Index	10.00.00
FTSEurofirst 80 Index	10.00.00	FTSEurofirst 100 Index	10.00.00
FTSEurofirst 100 Index	10.00.00	FTSE Eurotop 100 Index	12.00.30
FTSE Eurotop 100 Index	12.00.30	FTSE Eurotop 300 Index	12.00.30
FTSE Eurotop 300 Index	12.00.30	MSCI Euro Index	12.00.30
MSCI Euro Index	12.00.30	MSCI Pan-Euro Index	12.00.30
MSCI Pan-Euro Index	12.00.30		
<i>Delivery/ Expiry month</i>	<i>Last trading/ Expiry day†</i>	<i>Delivery/ Expiry month</i>	<i>Last trading/ Expiry day†</i>
March 04	19 Mar	January 04	16 Jan
June 04	18 Jun	February 04	20 Feb
September 04	17 Sep	March 04	19 Mar
December 04	17 Dec	April 04	16 Apr
		May 04	21 May
		June 04	18 Jun
		July 04	16 Jul
		August 04	20 Aug
		September 04	17 Sep
		October 04	15 Oct
		November 04	19 Nov
		December 04	17 Dec

†Third Friday (unless not a market day)

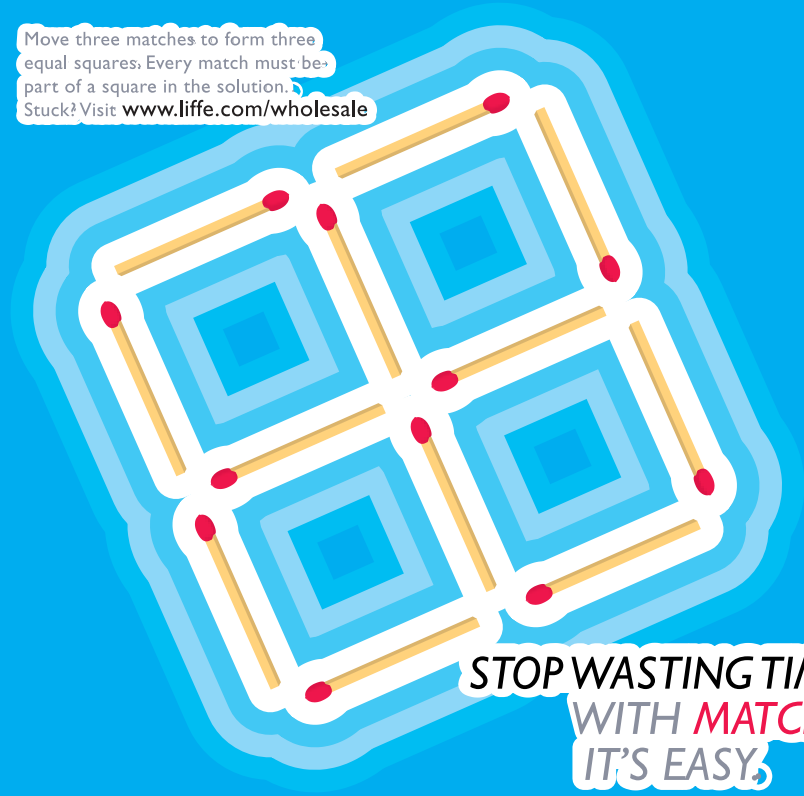
†Third Friday (unless not a market day)

\* Time at which trading in the delivery month will cease on the last trading day. All times are local times unless specified otherwise.

\*\* Please refer to the summary contract specifications on [www.liffe.com](http://www.liffe.com) for details of the times at which trading in the delivery month will cease on the last trading day.

continued next page

Move three matches to form three equal squares. Every match must be part of a square in the solution. Stuck? Visit [www.liffe.com/wholesale](http://www.liffe.com/wholesale)



STOP WASTING TIME.  
WITH **MATCH**  
IT'S EASY.

MATCH: THE START OF A **WHOLESALE REVOLUTION**

## Summary Overview Equities

### Paris

Individual Equity Options (American Style)	17.30
Individual Equity Options (European Style)	17.30
Individual Equity Options on FTSEurofirst 80 Index Components <sup>(1)</sup> (American Style)	17.30
CAC 40 Index Future & Option <sup>(2)</sup>	16.00
DJ Euro STOXX 50 <sup>SM</sup> Master Unit (MSE) Option <sup>(3)</sup>	17.35
CAC 40 Master Unit Options	17.35

### Individual Equity Options (American Style)

#### With monthly maturities

Delivery/ Expiry month	Last trading/ Expiry day
January 04	29 Jan
February 04	26 Feb
March 04	30 Mar
April 04	29 Apr
May 04	28 May
June 04	29 Jun
July 04	29 Jul
August 04	30 Aug
September 04	29 Sep
October 04	15 Oct
November 04	19 Nov
December 04	17 Dec

January 05	21 Jan
February 05	18 Feb
March 05	18 Mar
April 05	15 Apr
May 05	20 May
June 05	17 Jun
July 05	15 Jul
August 05	19 Aug
September 05	16 Sep
October 05	21 Oct
November 05	18 Nov
December 05	16 Dec

### Individual Equity Options (American Style)

#### With quarterly maturities

Delivery/ Expiry month	Last trading/ Expiry day
March 04	30 Mar
June 04	29 Jun
September 04	29 Sep
December 04	17 Dec
March 05	18 Mar
June 05	17 Jun
September 05	16 Sep
December 05	16 Dec
March 06	17 Mar

### Individual Equity Options (European Style)

Delivery/ Expiry month	Last trading/ Expiry day
March 04	30 Mar
September 04	29 Sep
March 05	18 Mar
September 05	16 Sep
March 06	17 Mar
September 06	15 Sep
March 07	16 Mar
September 07	21 Sep
March 08	21 Mar
September 09	18 Sep

### Time\*

Individual Equity Options on FTSEurofirst 80 Index Components <sup>(1)</sup> (American Style)	17.30
Delivery/ Expiry month	Last trading/ Expiry day
January 04	16 Jan
February 04	20 Feb
March 04	19 Mar
April 04	16 Apr
May 04	21 May
June 04	18 Jun
July 04	16 Jul
August 04	20 Aug
September 04	17 Sep
October 04	15 Oct
November 04	19 Nov
December 04	17 Dec
January 05	21 Jan
February 05	18 Feb
March 05	18 Mar

### CAC 40 Index Future & Option<sup>(2)</sup>

Delivery/ Expiry month	Last trading/ Expiry day
January 04	30 Jan
February 04	27 Feb
March 04	31 Mar
April 04	30 Apr
May 04	31 May
June 04	30 Jun
July 04	30 Jul
August 04	31 Aug
September 04	30 Sep
October 04	15 Oct
November 04	19 Nov
December 04	17 Dec
January 05	21 Jan
February 05	18 Feb
March 05	18 Mar
April 05	15 Apr
May 05	20 May
June 05	17 Jun
July 05	15 Jul
August 05	19 Aug
September 05	16 Sep
October 05	21 Oct
November 05	18 Nov
December 05	16 Dec
March 06	17 Mar
September 06	15 Sep
March 07	16 Mar
September 07	21 Sep
March 08	21 Mar
June 08	20 Jun
December 08	19 Dec
June 09	19 Jun
December 09	18 Dec

### DJ Euro STOXX 50<sup>SM</sup> Master Unit (MSE) Option<sup>(3)</sup>

Delivery/ Expiry month	Last trading/ Expiry day
January 04	16 Jan
February 04	20 Feb
March 04	19 Mar
April 04	16 Apr
May 04	21 May
June 04	18 Jun
July 04	16 Jul
August 04	20 Aug
September 04	17 Sep
October 04	15 Oct
November 04	19 Nov
December 04	17 Dec
January 05	21 Jan
February 05	18 Feb
March 05	18 Mar
April 05	15 Apr
May 05	20 May
June 05	17 Jun
July 05	15 Jul
August 05	19 Aug
September 05	16 Sep
October 05	21 Oct
November 05	18 Nov
December 05	16 Dec

### CAC 40 Master Unit Options

Delivery/ Expiry month	Last trading/ Expiry day
January 04	30 Jan
February 04	27 Feb
March 04	31 Mar
April 04	30 Apr
May 04	31 May
June 04	30 Jun
July 04	30 Jul
August 04	31 Aug
September 04	30 Sep
October 04	15 Oct
November 04	19 Nov
December 04	17 Dec
January 05	21 Jan
February 05	18 Feb
March 05	18 Mar
April 05	15 Apr
May 05	20 May
June 05	17 Jun
July 05	15 Jul
August 05	19 Aug
September 05	16 Sep
October 05	21 Oct
November 05	18 Nov
December 05	16 Dec

\* Time at which trading in the delivery month will cease on the last trading day. **All times are local times unless specified otherwise.**

<sup>(1)</sup> Except French equities which, until October 2004, expire on the penultimate trading day at 17.30\*.

<sup>(2)</sup> European style.

<sup>(3)</sup> Except CAC 40 Master Unit.

# *Universal Stock Futures*

*Futures on single stocks*

*- even better than before*



[www.liffe.com/usf](http://www.liffe.com/usf)

## Summary Overview Commodities

<b>London</b>	<b>Time*</b>
Cocoa Future	12.00
Cocoa Option	12.00

### Cocoa

Delivery/Expiry month	Futures		Options
	Last trading day	Notice day	Expiry day
March 04	16 Mar	17 Mar	27 Feb
May 04	13 May	14 May	30 Apr
July 04	15 Jul	16 Jul	30 Jun
September 04	15 Sep	16 Sep	31 Aug
December 04	14 Dec	15 Dec	30 Nov

London: For details on 2005, please see [www.liffe.com/trade/calendar/index.htm](http://www.liffe.com/trade/calendar/index.htm)

<b>Paris</b>	<b>Time*</b>
Rapeseed Future	18.30
Rapeseed Option	18.30

### Rapeseed

Delivery/Expiry month	Futures		Options
	Last trading day	Notice day	Expiry day
February 04	30 Jan	02 Feb	15 Jan
April 04	31 Mar	01 Apr	15 Mar
June 04	31 May	01 Jun	14 May
August 04	30 Jul	02 Aug	15 Jul
November 04	29 Oct	01 Nov	15 Oct

Paris & Amsterdam: For details on 2005, please see [www.euronext.com](http://www.euronext.com)

\* Time at which trading in the delivery month will cease on the last trading day. All times are local times unless specified otherwise.

<b>London</b>	<b>Time*</b>
Robusta Coffee Future	12.30
Robusta Coffee Option	12.30

### Robusta Coffee

Delivery/Expiry month	Futures			Options
	Last trading day	First tender day	Last tender day	Expiry day
January 04	30 Jan	02 Jan	30 Jan	17 Dec
March 04	31 Mar	01 Mar	31 Mar	18 Feb
May 04	28 May	04 May	28 May	21 Apr
July 04	30 Jul	01 Jul	30 Jul	16 Jun
September 04	30 Sep	01 Sep	30 Sep	18 Aug
November 04	30 Nov	01 Nov	30 Nov	20 Oct

<b>Paris</b>	<b>Time*</b>
Milling Wheat Future	18.30
Milling Wheat Option	18.30

### Milling Wheat

Delivery/Expiry month	Futures		Options
	Last trading day	Notice day	Expiry day
January 04	12 Jan	13 Jan	15 Dec
March 04	10 Mar	11 Mar	16 Feb
May 04	10 May	11 May	15 Apr
July 04	12 Jul	13 Jul	15 Jun
September 04	10 Sep	13 Sep	16 Aug
November 04	10 Nov	11 Nov	15 Oct

<b>London</b>	<b>Time*</b>
White Sugar Future	17.30
White Sugar Option	17.30

### White Sugar

Delivery/Expiry Month	Futures		Options
	Last trading day	Tender day	Expiry day
March 04	13 Feb	16 Feb	02 Feb
May 04	15 Apr	16 Apr	01 Apr
August 04	16 Jul	19 Jul	01 Jul
October 04	15 Sep	16 Sep	01 Sep
December 04	15 Nov	16 Nov	01 Nov

<b>Paris</b>	<b>Time*</b>
Corn Future	18.30

### Corn Futures

Delivery Month	Last trading day	Notice day
	January 04	05 Jan
March 04	05 Mar	08 Mar
June 04	04 Jun	07 Jun
August 04	05 Aug	06 Aug
November 04	05 Nov	08 Nov

<b>Amsterdam</b>	<b>Time*</b>
Potato Future	15.30

### Potato Futures

Delivery Month	Last trading day
April 04	29 Apr
June 04	10 Jun

<b>London</b>	<b>Time*</b>
Feed Wheat Future	12.30
Feed Wheat Option	16.45

### Feed Wheat

Delivery/Expiry month	Futures			Options
	Last trading day	First tender day	Last tender day	Expiry day
January 04	23 Jan	30 Dec	23 Jan	11 Dec
March 04	23 Mar	23 Feb	23 Mar	12 Feb
May 04	21 May	27 Apr	21 May	08 Apr
July 04	07 Jul	24 Jun	07 Jul	10 Jun
September 04	23 Sep	25 Aug	23 Sep	12 Aug
November 04	23 Nov	25 Oct	23 Nov	14 Oct

<b>Amsterdam</b>	<b>Time*</b>
Pig Future	15.30

### Pig Futures

Delivery Month	Last trading day
January 04	29 Jan
June 04	24 Jun

Note: Contract will be delisted following the last trading day of the June 2004 delivery month.

*Tasted the opportunities  
in trading*

**COCOA?**

*Let us tempt you with a flavour...*



## Quote Vendor Codes

<b>Amsterdam</b> Content page	<b>Bloomberg</b> CEM EOC<GO> & CEM EOC<GO>	<b>CMS</b> n/a	<b>CQG</b> n/a	<b>Moneyline</b> NLIOPT	<b>Reuters/Bridge</b> nl!future/p/na	<b>Reuters</b> AEX/FUTEX1 & AEX/OPTEX1	<b>Thomson</b> n/a	<b>Track</b> n/a
<b>Equities</b>								
Individual Equity Options	"underlying ticker" NA<EQUITY>OMON<GO>	n/a	n/a	NLIOPT	company symbol/av	AEX/OPTEX2-AEX/OPTEX4	OptionRoot(SPACE)YearMonthExercisePrice-AO	<ticker symbol>-U
Individual Equity Futures	SFUT<GO> Exchange NA	n/a	n/a	NLI!FUTURE/P	nl!future/p/na	AEX/FUTEX3	FutureRoot/YearMonth-Exchange	<ticker symbol> <month code>
AEX-index® Futures	EOA<INDEX>CT<GO>	n/a	AEX	nl@FTI.1	nl@fti.1/av	AEX/FUTEX1	FTI/YearMonth-AO	El' <month code>
AEX-index® Options	AEX<INDEX>OMON<GO>	n/a	AEX	nl:AEX.1	nl:aex/av	AEX/OPTEX4	AEX(SPACE)YearMonthExercisePrice-AO	AEX-U
Light AEX-index® Futures	ABA<INDEX>CT<GO>	n/a	FTL	nl@FTIL.1	nl@ftil.1/av	AEX/FUTEX1	FTIL/YearMonth-AO	n/a
Light AEX-index® Options	AEXL<INDEX>OMON<GO>	n/a	n/a	nl:aexl	nl:aexl/av	AEX/OPTEX4	AEXI(SPACE)YearMonthExercisePrice-AO	n/a
<b>Currencies</b>								
US Dollar/Euro Futures	JKA<CRNCY>CT<GO>	n/a	n/a	nl@FDE.1	nl@fde.1/av	AEX/FUTEX1	FDE/YearMonth-AO	n/a
Euro/US Dollar Futures	FEA<CRNCY>CT<GO>	n/a	n/a	nl@FED.1	nl@fed.1/av	AEX/FUTEX1	FED/YearMonth-AO	n/a
US Dollar/Euro Options	JKY<CRNCY>OMON<GO>	n/a	n/a	nl:DGX	nl:dgx/av	AEX/OPTEX3-AEX/OPTEX8	DEX(SPACE)YearMonthExercisePrice-AO	n/a
Euro/US Dollar Options	FEY<CRNCY>OMON<GO>	n/a	n/a	nl:EDX	nl:edx/av	AEX/OPTEX3-AEX/OPTEX8	EDX(SPACE)YearMonthExercisePrice-AO	n/a
<b>Commodity Futures</b>								
Potato Futures	QLA<CMDTY>CT<GO>	QL	n/a	NL@APC.1	nl@apc.1/av	AEX/FUTEX2	n/a	QX
Pig Futures	QVA<CMDTY>CT<GO>	QH	n/a	NL@AVC.1	nl@avc.1/av	AEX/FUTEX2	n/a	n/a
<b>Brussels</b> Content page								
	<b>Bloomberg</b> CEM BFO<GO>	<b>CMS</b> n/a	<b>CQG</b> n/a	<b>Moneyline</b> BEI/OPT	<b>Reuters/Bridge</b> belfuture/p/na	<b>Reuters</b> BFX/FUTEX1	<b>Thomson</b> n/a	<b>Track</b> n/a
<b>Equities</b>								
Individual Equity Options	"underlying ticker" BB<EQUITY>OMON<GO>	n/a	n/a	BEIOPT	company symbol/av	BX/MENU	OptionRoot(SPACE)YearMonthExercisePrice-BF	n/a
BEL20® Index Futures	BEA<INDEX>CT<GO>	n/a	BT	BE@BFX.1	be@bel.1/av	0#BFX. or BFX/FUTEX1	BXF/YearMonth-BF	n/a
BEL20® Index Options	BELX<INDEX>OMON<GO>	n/a	n/a	be:BEL V2100	be:bel/av	0#BFX*.b or BX/MENU	n/a	n/a
<b>Lisbon</b> Content page								
	<b>Bloomberg</b> CEM BDP<GO>	<b>CMS</b> n/a	<b>CQG</b> n/a	<b>Moneyline</b> PTIOPT	<b>Reuters/Bridge</b> pt!future/p/na	<b>Reuters</b> PT/FUTEX1	<b>Thomson</b> n/a	<b>Track</b> n/a
<b>Equities</b>								
Individual Equity Options	"underlying ticker" PL<EQUITY>OMON<GO>	n/a	n/a	PTIOPT	company symbol/av	BDP/OPTEX1	n/a	<ticker symbol>-G
Individual Equity Futures	SFUT<GO> Exchange BD	n/a	n/a	PT!FUTURES/P	pt!future/p/na	BDP/FUTEX1	n/a	n/a
PSI20 Index Futures	PPA<index>CT<GO>	n/a	n/a	pt@I.1	pt@i.1/av	0#PSI20. or BDP/FUTEX1	n/a	n/a
PSI20 Index Options	PPA<index>OMON<GO>	n/a	n/a	pt@I.1	pt:psi20/av	0#PSI20*.OP or BDP/OPTEX1	n/a	n/a

continued next page

*Know the benefits of trading*

*coffee?*

*Let us spill the beans...*



## Quote Vendor Codes

London	Bloomberg	CMS	CQG	Moneyline	Reuters/Bridge	Reuters	Thomson	Track
Content page	CEM LIF<GO>	n/a	CQG SYMBOLS	GBIFUTURE/P	gblfuture.lc/p/na gblfuture.lf/p/na gblfuture.sf/p/na	LIF/FUTEX1	LIFFE	n/a
<b>STIR Futures</b>								
EURIBOR	ERA<CMDTY>CT<GO>	LF	QE	gb@I.1	GB@I.1/av	0#FEI:	I/YearMonth-LI	LE'
EONIA	OMA<CMDTY>CT<GO>	LE	EON	gb@EON.1	GB@EON.1/av	0#EON:	EON/YearMonth-LI	EON'
Euroswiss	ESA<CMDTY>CT<GO>	LW	QN	gb@S.1	GB@S.1/av	0#FES:	S/YearMonth-LI	LS'
Short Sterling	L A<CMDTY>CT<GO>	LL	QS	GB@L.1	GB@L.1/av	0#FSS:	L/YearMonth-LI	SS'
Euroyen (TIBOR)	JA<CMDTY>CT<GO>	LG	QY	gb@J.1	GB@J.1/av	0#FEY:	J/YearMonth-LI	LU'
<b>Options on STIR Futures</b>								
EURIBOR	ERA<CMDTY>OMON<GO>	OH	VE	gb@I.1	GB@I.1/av	0#FEI++	I(SPAC)YearMonthExercisePrice-LI	LE'
Euroswiss	ESA<CMDTY>OMON<GO>	OS	QN	GB@S.1	GB@S.1/av	0#FES++	S(SPAC)YearMonthExercisePrice-LI	LS'
Short Sterling	L A<CMDTY>OMON<GO>	OQ	QS	GB@L.1	GB@L.1/av	0#FSS++	L(SPAC)YearMonthExercisePrice-LI	SS'
<b>Mid-Curve Options</b>								
EURIBOR	ORA<CMDTY>OMON<GO>	OK	QEO	gb@K.1	GB@K.1/av	0#FME++	K(SPAC)YearMonthExercisePrice-LI	EP'
Short Sterling	OL A<CMDTY>OMON<GO>	OM	QSO	gb@M.1	GB@M.1/av	0#FMS++	M(SPAC)YearMonthExercisePrice-LI	SX'
<b>Futures on Government Bonds</b>								
Long Gilt (UK Govt Bond)	G A<CMDTY>CT<GO>	LB	QG	gb@R.1	GB@R.1/av	0#FLG:	R/YearMonth-LI	LG'
Bund (German Govt Bond)	A A<CMDTY>CT<GO>	LT	QD	gb@B.1	GB@B.1/av	0#FDB:	B/YearMonth-LI	EE'
JGB (Japanese Govt Bond)	N A<CMDTY>CT<GO>	LN	QJ	GB@N.1	GB@N.1/av	0#FYB:	N/YearMonth-LI	LI'
Schatz	AZA<CMDTY>CT<GO>	LZ	SHZ	gb@SHZ.1	GB@SHZ.1/av	0#FSH:	SHZ/YearMonth-LI	SHZ'
<b>Options on Government Bond Futures</b>								
Long Gilt (UK Govt Bond)	G A<CMDTY>OMON<GO>	OG	QG	GB@R.1	GB@R.1/av	0#FLG++	R(SPAC)YearMonthExercisePrice-LI	LG'
Bund (German Govt Bond)	A A<CMDTY>OMON<GO>	OB	QD	GB@B.1	GB@B.1/av	0#FDB++	B(SPAC)YearMonthExercisePrice-LI	EE'
<b>€ Swapnote® Futures</b>								
Two Year € Swapnote®	RWA<CMDTY>CT<GO>	LU	TWS	gb@TWS.1	GB@TWS.1/av	0#FBS:	TWS/YearMonth-LI	LD'
Five Year € Swapnote®	T A<CMDTY>CT<GO>	LO	QBA	gb@O.1	GB@O.1/av	0#FBO:	O/YearMonth-LI	LQ'
Ten Year € Swapnote®	P A<CMDTY>CT<GO>	LP	QLA	gb@P.1	GB@P.1/av	0#FBP:	P/YearMonth-LI	LP'
<b>Options on € Swapnote® Futures</b>								
Two Year € Swapnote®	RWA<CMDTY>OMON<GO>	OT	TWS	GB@TWS.1	GB@TWS.1/av	0#FBS++	TWS(SPAC)YearMonthExercisePrice-LI	LD'
Five Year € Swapnote®	T A<CMDTY>OMON<GO>	OF	QBA	GB@O.1	GB@O.1/av	0#FBO++	O(SPAC)YearMonthExercisePrice-LI	LQ'
Ten Year € Swapnote®	P A<CMDTY>OMON<GO>	OV	QLA	GB@P.1	GB@P.1/av	0#FBP++	P(SPAC)YearMonthExercisePrice-LI	LP'
<b>\$ Swapnote® Futures</b>								
Two Year \$ Swapnote®	UZA<CMDTY>CT<GO>	LH	USW	gb@USW.1	GB@USW.1/av	0#FSW:	USW/YearMonth-LI	USW'
Five Year \$ Swapnote®	UCA<CMDTY>CT<GO>	LI	USO	gb@USO.1	GB@USO.1/av	0#FSO:	USO/YearMonth-LI	USO'
Ten Year \$ Swapnote®	UIA<CMDTY>CT<GO>	LI	USP	gb@USP.1	GB@USP.1/av	0#FSP:	USP/YearMonth-LI	USP'

continued next page

# BEWARE!

Exposure to this product may seriously improve your business.



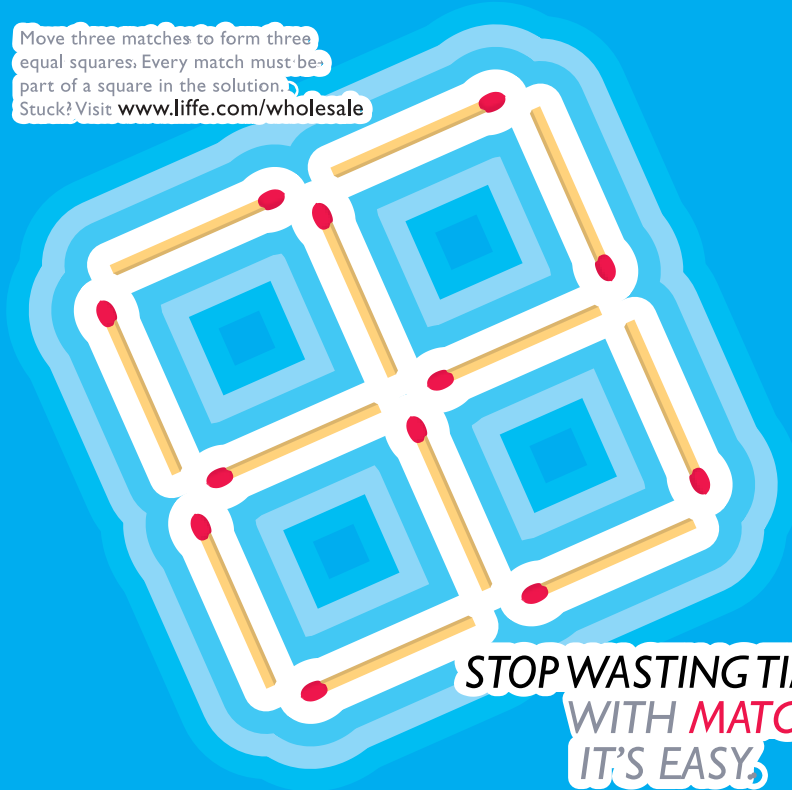
€ Swapnote No other contract comes close.

## Quote Vendor Codes

London Content page	Bloomberg CEM LIF<GO>	CMS n/a	CQG CQG SYMBOLS	Moneyline GBIFUTURE/P	Reuters/Bridge gbfuture.lc/p/na	Reuters LIF/FUTEX1	Thomson n/a	Track n/a
<b>Individual Equity Options</b> Equity Options (individual)	"underlying ticker" LN<EQUITY>OMON<GO>	n/a	n/a	GBIOPT	company symbol/av	EQUOPT01	LIFFE	key symbol look-up
<b>Universal Stock Futures</b>	CEM LIF<GO> or SFUT<GO> exchange = LN	n/a	CQG SYMBOLS	GBIFUTURE/P	gbfuture.sf/p/na	LIF/FUTEX8-14	LIFFE	key symbol look-up
<b>MATCH Facility</b>	SFUT<space>LN<GO>	n/a	n/a	GBIFUTURE.MT/p/na	GBIFUTURE.MT/p/na	LIF/MATCHUSF1-7	Thompson Individual Symbols	Track symbols
<b>Equity Index Futures</b>								
FTSE 100 Index Future	Z A<INDEX>CT<GO>	LX	QF	GB@Z.1	GB@X.1/AV	0#FFI:	Z/YearMonth-LI	LZ`
FTSE 250 Index Future	Y A<INDEX>CT<GO>	LY	QT	GB@Y.1	GB@Y.1/AV	0#FMC:	Y/YearMonth-LI	ET`
FTSEurofirst 80 Index Future	FIA<INDEX>CT<GO>	LLR	EFE	GB:EF80	GB@EFE.1/AV	0#EFE:	EFE/YearMonth-LI	EFE`
FTSEurofirst 100 Index Future	EPA<INDEX>CT<GO>	LLS	EFP	GB:EF80	GB@EFP.1/AV	0#EFP:	EFP/YearMonth-LI	EFP`
FTSE Eurotop 100 Index Future	Q A<INDEX>CT<GO>	TT	FOT	GB@FOT.1	GB@FOT.1/AV	0#FEU:	FOT/YearMonth-LI	n/a
FTSE Eurotop 300 Index Future	FLA<INDEX>CT<GO>	LQ	OZ	GB@Q.1	GB@Q.1/AV	0#FET:	Q/YearMonth-LI	LY`
MSCI Euro Index Future	MSER<INDEX>CT<GO>	TU	MCU	gb@MCU.1	GB@MCU.1/AV	0#MSE:	MCU/YearMonth-LI	NI1`
MSCI Pan-Euro Index Future	MSPE<INDEX>CT<GO>	TP	MCP	GB@MCP.1	GB@MCP.1/AV	0#MSP:	MCP/YearMonth-LI	FM1`
<b>Equity Index Options</b>								
FTSE 100 – American style (SEI)	UKX<INDEX>OMON<GO>	OX	QX	gb:FTSE	GB:FTSE	0#LFI*.L	SEI(SPACE)YearMonthExercisePrice-LI	UKZ`
FTSE 100 – European style (ESX)	UKXE<INDEX>OMON<GO>	OZ	QXE	gb:ESX	GB:ESX	0#LFE*.L	ESX(SPACE)YearMonthExercisePrice-LI	ESX`
FTSE 100 – FLEX® Option	ERH<space>LIF<GO>	n/a	n/a	n/a	LFEFLX01	0#LFEFLX01	FOB(SPACE)YearMonthExercisePrice-LI	n/a
FTSEurofirst 80 Index Option	FTEF80<INDEX>OMON	LLR	EFE	GB:EF80	GB@EFE.1/av	0#EFE*.L	EFE(SPACE)YearMonthExercisePrice-LI	EFE`
FTSEurofirst 100 Index Option	FTEFC1<INDEX>OMON	LLS	EFP	GB:EF80	GB@EFP.1/av	0#EFP*.L	EFP(SPACE)YearMonthExercisePrice-LI	EFP`
<b>Commodity Futures</b>								
Cocoa	QCA<CMDTY>CT<GO>	QC	QC	gb@QC.1	GB@QC.1/av	0#LCC:	C/YearMonth-LI	QC`
Robusta Coffee	CFA<CMDTY>CT<GO>	QF	QA	gb@CF.1	GB@CF.1/av	0#LKD:	D/YearMonth-LI	CF`
White Sugar	QWA<CMDTY>CT<GO>	QW	QW	gb@QW.1	GB@QW.1/av	0#LSU:	W/YearMonth-LI	QW`
Feed Wheat	QKA<CMDTY>CT<GO>	QK	VW	gb@QK.1	GB@QK.1/av	0#LWB:	T/YearMonth-LI	QK`
<b>Commodity Options</b>								
Cocoa	QCA<CMDTY>OMON<GO>	ZC	QC	GB@QC.1	GB@QC.1/av	0#LSS++	C(SPACE)YearMonthExercisePrice-LI	QC`
Robusta Coffee	CFA<CMDTY>OMON<GO>	ZD	QA	GB@CF.1	GB@CF.1/av	0#LKD++	D(SPACE)YearMonthExercisePrice-LI	CF`
White Sugar	QWA<CMDTY>OMON<GO>	ZW	QW	GB@QW.1	GB@QW.1/av	0#LSU++	W(SPACE)YearMonthExercisePrice-LI	QW`
Feed Wheat	QKA<CMDTY>OMON<GO>	ZK	VW	GB@QK.1	GB@QK.1/av	0#LWB++	T(SPACE)YearMonthExercisePrice-LI	QK`

continued next page

Move three matches to form three equal squares. Every match must be part of a square in the solution.  
Stuck? Visit [www.liffe.com/wholesale](http://www.liffe.com/wholesale)



STOP WASTING TIME.  
WITH **MATCH**  
IT'S EASY.

MATCH: THE START OF A **WHOLESALE REVOLUTON**


## Quote Vendor Codes

Paris Content page	Bloomberg CEM MNP & CEM MAT	CMS n/a	CQG n/a	Moneyline FR!FUTURE/P	Reuters/Bridge fr!future/p/na	Reuters FR/FUTEX1	Thomson n/a	Track n/a
<b>Bonds</b>								
Five Year Euro Future	FMA<CMDTY>CT<GO>	EY	POA	FR@EMT.1	fr@emt.1/av	0#YR5. or MAT/FUTEX2	EMT/YearMonth-MT	n/a
Euro Notional Future	MNA<CMDTY>CT<GO>	EN	PNA	FR@ELT.1	fr@elt.1/av	0#PTB. or MAT/FUTEX2	ELT/YearMonth-MT	n/a
Five Year Euro Option	FMA<CMDTY>OMON<GO>	OY	n/a	FR@EMT.1	fr@emt.1/av	0#YR5MY+<F3> or MAT/OPTEX1	OMT(SPACE)YearMonthExercisePrice-MT	n/a
Euro Notional Option	MNA<CMDTY>OMON<GO>	ON	n/a	FR@ELT.1	fr@elt.1/av	0#PTBMY+<F3> or MAT/OPTEX1	OLT(SPACE)YearMonthExercisePrice-MT	n/a
<b>Equities</b>								
Individual Equity Options (American style)	"underlying ticker FP<EQUITY>OMON"<GO>	n/a	n/a	GBIOPT	company symbol/av	MNP/OPTEX3	RootSymbol(SPACE)YearMonthExercisePrice-MO	<ticker symbol>-F
Individual Equity Options (European style)	"underlying ticker FP<EQUITY>OMON"<GO>	n/a	n/a	GBIOPT	company symbol/av	MNP/OPTEX7	RootSymbol(SPACE)YearMonthExercisePrice-MO	<ticker symbol>-F
Individual Equity Options on FTSEurofirst 80 Index Components (American Style)	n/a	n/a	n/a	n/a	n/a	n/a	n/a	n/a
CAC 40 Index Future	CFA<INDEX>CT<GO>	MT	PIL	FR@FCE.1	fr@fce.1/av	0#FCE. or MNP/FUTEX1	FCEYearMonth-MO	n/a
CAC 40 Index Option	CAC<INDEX>OMON<GO>	n/a	PXL	fr;CAC	fr;cac/av	0#FCE*.p or MNP/OPTEX2	PXL(SPACE)YearMonthExercisePrice-MO	PXL-F
CAC 40 Master Unit Options	CAC FP <EQUITY> <GO>	n/a	n/a	fr;CACF^	fr;cacf*/av	0#CAC*.p	CAC(SPACE)YearMonthExercisePrice-MO	n/a
DJ Euro STOXX 50 <sup>SM</sup> Master Unit (MSE) Option	n/a	n/a	n/a	fr;MSEF	fr;MSEF	0#MSE*.p	MSE(SPACE)YearMonthExercisePrice-MO	n/a
<b>Commodity Futures</b>								
Rapeseed	IIA<CMDTY>CT<GO>	PG	PH	fr@ECO.1	fr@eco.1/av	0#COM. or MAT/FUTEX3	ECO/YearMonth-MT	RG
Milling Wheat	CAA<CMDTY>CT<GO>	PB	PV	FR@EBM.1	fr@ebm.1/av	0#BL2. or MAT/FUTEX3	EBM/YearMonth-MT	EW
Corn	EPA<CMDTY>CT<GO>	PA	PZ	FR@EMA.1	fr@ema.1/av	0#EMA. or MAT/FUTEX3	EMA/YearMonth-MT	EZ
<b>Commodity Options</b>								
Rapeseed	IIA<CMDTY>OMON<GO>	OG	PM	fr@ECO.1	fr@eco.1/av	0#COM+	OCO(SPACE)YearMonthExercisePrice-MO	RG
Milling Wheat	CAA<CMDTY>OMON<GO>	OM	OBM	FR@EBM.1	fr@ebm.1/av	0#BL2+	EBM(SPACE)YearMonthExercisePrice-MO	EW

*Harvesting* returns from

*grain?*

*Let us show you what's in store...*



## Strategy Codes Futures and Options Strategies

The tables below list the Euronext.liffe recognised strategies that may be traded on LIFFE CONNECT<sup>®</sup> \*.

Euronext.liffe Futures Strategies	LIFFE CONNECT <sup>®</sup> Strategy Code	TRS Strategy Code
Bundle	Y	3
Butterfly	B	B
Calendar Spread	E	E
Condor	W	W
Pack	O	O
Strip	M	M

Euronext.liffe Options Strategies	LIFFE CONNECT <sup>®</sup> Strategy Code	TRS Strategy Code
Box	X	X
Butterfly	B	B
Calendar Spread	E	E
Call Spread vs Put	x	1
Combo	J	J
Condor	W	W
Conversion/Reversal	R	R
Diagonal Calendar Spread	F	F
Diagonal Straddle Calendar Spread	P	P
Guts	G	G
Iron Butterfly	I	I
Iron Condor	w	5
Jelly Roll	A	A
Ladder	L	L
Put Spread vs Call	Y	3
Spread	D	D
Straddle	S	S
Straddle Calendar Spread	N	N
Straddle Strip	M	M
Straddle vs Call (Put)	Z	7
Strangle	K	K
Strip	M	M
Synthetic Underlying	r	r
Two By One Ratio Spread	H	H

Euronext.liffe Options Volatility Strategies	LIFFE CONNECT <sup>®</sup> Strategy Code	TRS Strategy Code
Volatility Trade	V	V
Spread vs Underlying	d	V
Straddle vs buying/selling Underlying	s	V
Call Spread vs Sell Put vs Underlying	c	V
Put Spread vs Sell Call vs Underlying	p	V
Ladder vs buying/selling Underlying	a	V
Combo vs buying Underlying	j	V
Calendar Spread vs buying/selling Underlying	e	V
2x1 Ratio Spread vs buying/selling Underlying	h	V

\* For commodity futures, strategies M, O and Y are not available.



EURIBOR

The Big

ST!R

Euronext.liffe's EURIBOR

[www.liffe.com](http://www.liffe.com)

## Contact Details

### Amsterdam

PO Box 19163  
1000 GD Amsterdam  
The Netherlands  
tel. +31 (0)20 550 5555  
fax. +31 (0)20 550 4900

### Brussels

Palais de la Bourse/Beurspaleis  
Place de la Bourse/Beursplein  
1000 Brussels  
Belgium  
tel. +32 (0)2 509 1211  
fax. +32 (0)2 509 1212

### Chicago

1 North Franklin, Suite 2300  
Chicago, Illinois 60606  
USA  
tel. +1 312 553 4813  
fax. +1 312 553 2385

### Lisbon

Praça Duque de Saldanha, nº1-5º A  
1050-094 Lisbon  
Portugal  
tel. +351 21 790 00 00  
fax. +351 21 795 20 21

### London

Cannon Bridge House  
1 Cousin Lane  
London EC4R 3XX  
United Kingdom  
tel. +44 (0)20 7623 0444  
fax. +44 (0)20 7588 3624

### New York

One Exchange Plaza  
55 Broadway, Suite 2602  
New York, NY 10006-3008  
USA  
tel. +1 212 482 3000  
fax. +1 212 482 1100

### Paris

39, rue Cambon  
75039 Paris Cedex 01  
France  
tel. +33 (0)1 49 27 10 00  
fax. +33 (0)1 49 27 14 33

## Product Development & Marketing

### Equity Products

**Amsterdam Market**  
email. info@euronext.com  
tel. +31 (0)20 550 5555

### Brussels Market

email. derop@euronext.com  
tel. +32 (0)2 509 9813

### Lisbon Market

email. marketing.lisbon@euronext.com  
tel. +351 (0)21 790 00 00

### London Market

email. equities@liffe.com  
tel. +44 (0)20 7379 2200

### Paris Market

email. info@euronext.com  
tel. +33 (0)1 49 27 19 54

### Interest Rate Products

email. stirs@liffe.com  
bonds@liffe.com  
swaps@liffe.com  
tel. +44 (0)20 7379 2222

### Commodity Products Amsterdam Market

email. commodities@euronext.com  
tel. +31 (0)20 550 5220

### London Market

email. commodities@liffe.com  
tel. +44 (0)20 7379 2588

### Paris Market

email. commodities@euronext.com  
tel. +33 (0)1 49 27 19 27


## Sales

### UK, Europe & Asia

email. sales@liffe.com  
tel. +31 (0)20 550 4613  
+32 (0)2 509 1236  
+44 (0)20 7379 2392/2184  
+33 (0)1 49 27 19 42

### Technology Partnerships

email. technologypartnerships@liffe.com  
tel. +44 (0)20 7379 2417



**Move to FTSEurofirst  
futures and options for the  
cost-efficiency you've  
been calling for**

[www.FTSEurofirst.com](http://www.FTSEurofirst.com)

## At a glance - 2004

### January 2004

M	T	W	T	F	S	S
			1	2	3	4
5	6	7	8	9	10	11
12	13	14	15	16	17	18
19	20	21	22	23	24	25
26	27	28	29	30	31	

### February 2004

M	T	W	T	F	S	S
						1
2	3	4	5	6	7	8
9	10	11	12	13	14	15
16	17	18	19	20	21	22
23	24	25	26	27	28	29

### March 2004

M	T	W	T	F	S	S
1	2	3	4	5	6	7
8	9	10	11	12	13	14
15	16	17	18	19	20	21
22	23	24	25	26	27	28
29	30	31				

### April 2004

M	T	W	T	F	S	S
				1	2	3
4	5	6	7	8	9	10
11	12	13	14	15	16	17
18	19	20	21	22	23	24
25	26	27	28	29	30	

## 2005

### January 2005

M	T	W	T	F	S	S
					1	2
3	4	5	6	7	8	9
10	11	12	13	14	15	16
17	18	19	20	21	22	23
24	25	26	27	28	29	30
31						

### February 2005

M	T	W	T	F	S	S
		1	2	3	4	5
6	7	8	9	10	11	12
13	14	15	16	17	18	19
20	21	22	23	24	25	26
27	28					

### March 2005

M	T	W	T	F	S	S
		1	2	3	4	5
6	7	8	9	10	11	12
13	14	15	16	17	18	19
20	21	22	23	24	25	26
27	28	29	30	31		

### April 2005

M	T	W	T	F	S	S
					1	2
3	4	5	6	7	8	9
10	11	12	13	14	15	16
17	18	19	20	21	22	23
24	25	26	27	28	29	30

### May 2004

M	T	W	T	F	S	S
					1	2
3	4	5	6	7	8	9
10	11	12	13	14	15	16
17	18	19	20	21	22	23
24	25	26	27	28	29	30
31						

### June 2004

M	T	W	T	F	S	S
	1	2	3	4	5	6
7	8	9	10	11	12	13
14	15	16	17	18	19	20
21	22	23	24	25	26	27
28	29	30				

### July 2004

M	T	W	T	F	S	S
				1	2	3
4	5	6	7	8	9	10
11	12	13	14	15	16	17
18	19	20	21	22	23	24
25	26	27	28	29	30	31

### August 2004

M	T	W	T	F	S	S
					1	
2	3	4	5	6	7	8
9	10	11	12	13	14	15
16	17	18	19	20	21	22
23	24	25	26	27	28	29
30	31					

### May 2005

M	T	W	T	F	S	S
					1	
2	3	4	5	6	7	8
9	10	11	12	13	14	15
16	17	18	19	20	21	22
23	24	25	26	27	28	29
30	31					

### June 2005

M	T	W	T	F	S	S
		1	2	3	4	5
6	7	8	9	10	11	12
13	14	15	16	17	18	19
20	21	22	23	24	25	26
27	28	29	30			

### July 2005

M	T	W	T	F	S	S
					1	2
3	4	5	6	7	8	9
10	11	12	13	14	15	16
17	18	19	20	21	22	23
24	25	26	27	28	29	30
31						

### August 2005

M	T	W	T	F	S	S
1	2	3	4	5	6	7
8	9	10	11	12	13	14
15	16	17	18	19	20	21
22	23	24	25	26	27	28
29	30	31				

### September 2004

M	T	W	T	F	S	S
		1	2	3	4	5
6	7	8	9	10	11	12
13	14	15	16	17	18	19
20	21	22	23	24	25	26
27	28	29	30			

### October 2004

M	T	W	T	F	S	S
					1	2
3	4	5	6	7	8	9
10	11	12	13	14	15	16
17	18	19	20	21	22	23
24	25	26	27	28	29	30
31						

### November 2004

M	T	W	T	F	S	S
1	2	3	4	5	6	7
8	9	10	11	12	13	14
15	16	17	18	19	20	21
22	23	24	25	26	27	28
29	30					

### December 2004

M	T	W	T	F	S	S
		1	2	3	4	5
6	7	8	9	10	11	12
13	14	15	16	17	18	19
20	21	22	23	24	25	26
27	28	29	30	31		

### September 2005

M	T	W	T	F	S	S
					1	2
3	4	5	6	7	8	9
10	11	12	13	14	15	16
17	18	19	20	21	22	23
24	25	26	27	28	29	30

### October 2005

M	T	W	T	F	S	S
					1	2
3	4	5	6	7	8	9
10	11	12	13	14	15	16
17	18	19	20	21	22	23
24	25	26	27	28	29	30
31						

### November 2005

M	T	W	T	F	S	S
		1	2	3	4	5
6	7	8	9	10	11	12
13	14	15	16	17	18	19
20	21	22	23	24	25	26
27	28	29	30			

### December 2005

M	T	W	T	F	S	S
					1	2
3	4	5	6	7	8	9
10	11	12	13	14	15	16
17	18	19	20	21	22	23
24	25	26	27	28	29	30
31						

*Thought of adding*

*sugar*

*to your trading  
portfolio ?*

*Let us stir your curiosity...*

