

Subscription of ISO 15022 messages through SWIFTNet

22/08/2017

Interbolsa

Sociedade Gestora de Sistemas de Liquidação e de Sistemas Centralizados
de Valores Mobiliários, S.A. | Avenida da Boavista, 3433 | PT 4100 -138 Porto | Portugal
T + 351 22 615 84 00 EMAIL interbolsa@interbolsa.pt www.interbolsa.pt

Registo C R C do Porto e NIPC PT | 502 962 275
Capital Social | 5 500 000 €

Introduction	3
Available ISO 15022 messages (FIN)	4
ANNEX I – How to subscribe to the INTERBOLSA MI-CUG	5

Introduction

The Financial Intermediaries, who intend to communicate with INTERBOLSA's systems using ISO 15022 messages via the SWIFT network, should do so only after performing tests in INTERBOLSA's external tests environment, in the terms defined by INTERBOLSA.

To subscribe this service the Financial Intermediaries will have to subscribe to the MI-CUG - Market Infrastructure Closed User Group, this entity's closed user group, through the SWIFT Portal. The subscription process shall have to take place separately for both environments, the SRV (*Test*), for Testing environment, and (subsequent to the successful fulfilment of the tests) the SRV (*Live*), for Production environment. The procedures in order to correctly fill out the subscription form are described in Annex I.

Once the form is submitted, the SWIFT Portal sends an e-mail message to INTERBOLSA with all the subscription data. If the subscription form contains invalid data, the Financial Intermediary will be contacted by INTERBOLSA so as to correct the necessary information/data and resubmit the mentioned form.

After the acceptance of the subscription by INTERBOLSA, the Financial Intermediary has to inform the type of ISO 15022 messages (FIN) that it wants to have access to, sending for that purpose a specific form (to be requested from INTERBOLSA). This form will have to be sent to INTERBOLSA to the e-mail address T2S_forms@interbolsa.pt and, in case of Production, by post-mail, as it has to be signed (the Tests form doesn't need a signature).

In the production environment will be necessary to perform the "exchange of keys" (RMA - Relationship Management Application) between the Financial Intermediary and INTERBOLSA.

As the Corporate Actions Notification and Confirmation service is not a free service these messages should be subscribed through a different form than the referred above (to be requested from INTERBOLSA). After being correctly filled, this form will have to be sent to INTERBOLSA, to the e-mail address T2S_forms@interbolsa.pt, and the original version (with signature) will have to be sent by post- mail.

The cost associated with this service is described in that form: initial fixed cost for the subscription of the service and variable cost per message.

To send ISO 15022 messages, the Financial Intermediaries will have to use the respective INTERBOLSA BIC:

- IBSPTP0CUG, for Tests;
- IBSPTPPCUG, for Production.

Available ISO 15022 messages (FIN)

	Message	Input	Output
Corporate Action Notification	MT564		X
Corporate Action Confirmation	MT566		X

ISO 15022 messages with individual subscription

	Message	Input	Output
Statement of Holdings (EOD)	MT535		X (EOD)
Statement of Transactions	MT536		X
Statement of Pending Transactions	MT537		X
Statement of Intra-Position Advices	MT538		X
Settlement Status and Processing Advice	MT548		X
Settlement Allegement	MT578		X

ISO 15022 messages with individual subscription

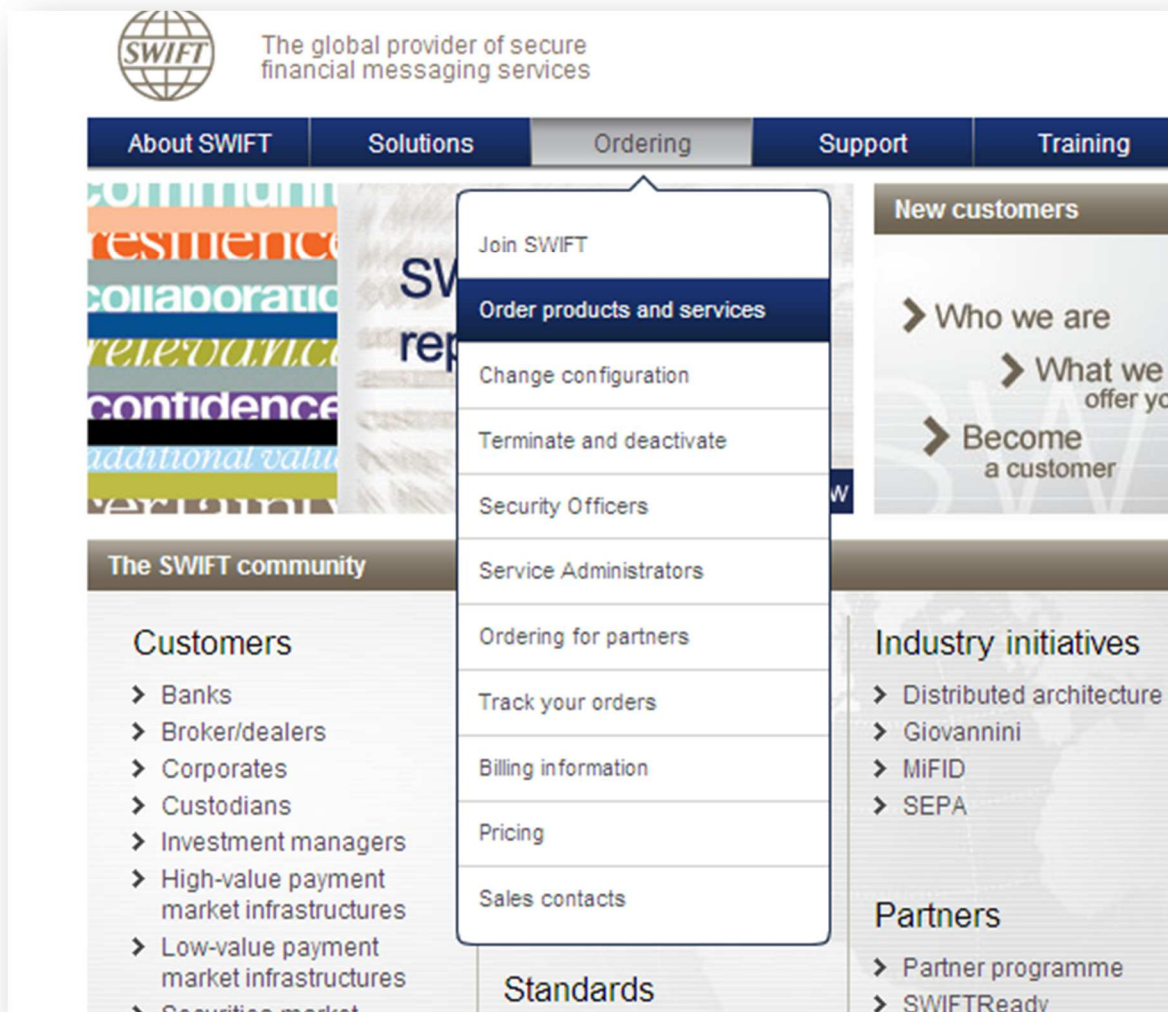
	Message	Input	Output
Receive Free	MT540	X	
Receive Against Payment	MT541		
Deliver Free	MT542		
Deliver Against Payment	MT543		
Transaction Processing Command	MT530		
Settlement Status and Processing Advice	MT548		X
Confirmation Messages			
Receive Free Confirmation	MT544		X
Receive Against Payment Confirmation	MT545		
Deliver Free Confirmation	MT546		
Deliver Against Payment Confirmation	MT547		
Other Messages			
Intra-Position Advice	MT508		X
Intra-Position Instruction	MT524	X	
Corporate Action Messages			
Corporate Action Instruction	MT565	X	
Corporate Action Status and Processing Advice	MT567		X

ISO 15022 messages subject to group subscription

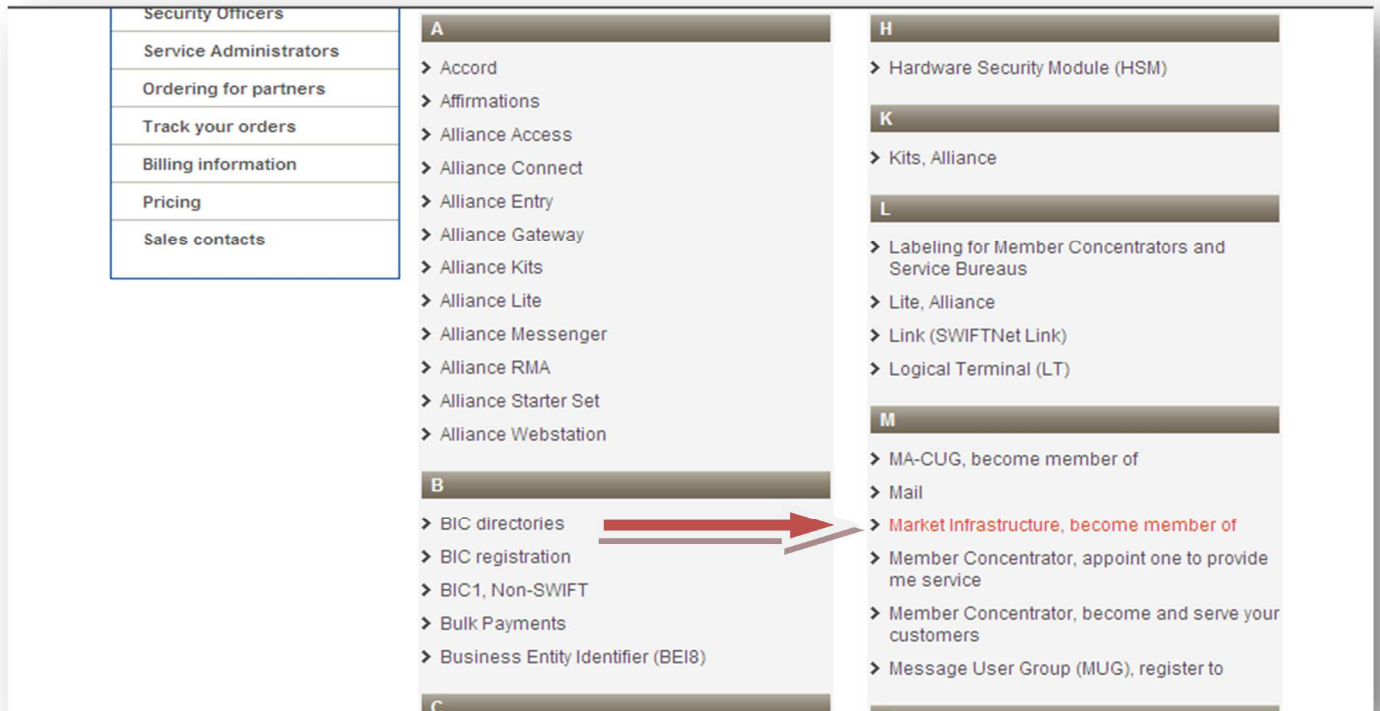
ANNEX I – How to subscribe to the INTERBOLSA MI-CUG

1) – Go to www.swift.com

2) – From the main page please select from menu bar **Ordering > Order products and services**.



3) – From **Order products and services** page, you need to select: **Market infrastructure become member of.**

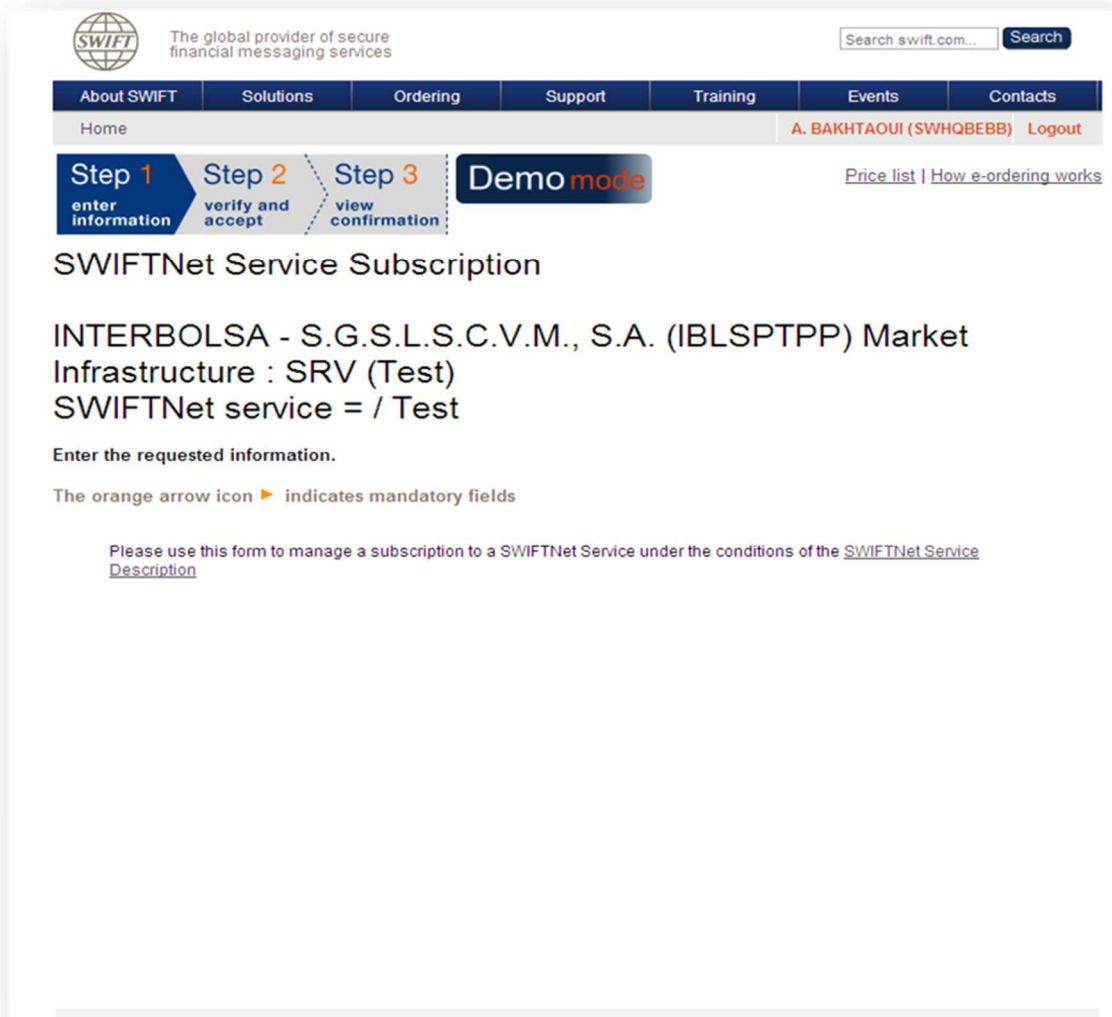


4) – On the next page the list of all market Infrastructure using SWIFT will be displayed:
Choose the appropriate service, i.e.

IBLSPTPP	SRV (Test)	INTERBOLSA - S.G.S.L.S.C.V.M., S.A.	Subscribe
IBLSPTPP	SRV (Live)	INTERBOLSA - S.G.S.L.S.C.V.M., S.A.	Subscribe

5) – Once selected the system will request you to log-in. After successful login the **SWIFTNet Service Subscription** form will be shown.






Example for the test environment:



The screenshot shows the SWIFTNet Service Subscription form in a demo mode. The page header includes the SWIFT logo and the text "The global provider of secure financial messaging services". A search bar is located in the top right corner. The navigation menu includes "About SWIFT", "Solutions", "Ordering", "Support", "Training", "Events", and "Contacts". The user is logged in as "A. BAKHTAOUI (SWHQBE88)" with a "Logout" link. The form is titled "SWIFTNet Service Subscription" and is for "INTERBOLSA - S.G.S.L.S.C.V.M., S.A. (IBLSPTPP) Market Infrastructure : SRV (Test) SWIFTNet service = / Test". The form is in "Demo mode" and shows a progress bar with three steps: "Step 1 enter information", "Step 2 verify and accept", and "Step 3 view confirmation". The form instructions state "Enter the requested information." and "The orange arrow icon indicates mandatory fields". A link to "SWIFTNet Service Description" is provided at the bottom.

6) – **Customer info:** The system will fill out by default the customer Info such BIC, Contact name etc...
 On the next page you need to enter info as per requested:

Nb: The orange arrow icon  indicates required fields

BIC8	 SWHQEBBB	2.01
Your own purchase order reference	 <input type="text"/>	2.02
My Sales Partner	 S.W.I.F.T. SCRL	2.03
SWIFT commercial quotation reference	<input type="text"/>	2.04
SWIFT account manager email address	<input type="text"/>	2.05
Preferred implementation date		
<p>Implementations always occur during the weekend. The earliest possible implementation of an order that is validated by SWIFT as being correct and duly approved by the Service Administrator, is the second weekend following the date of submission. A later weekend can be specified. However, in case of first subscription to a SWIFTNet service, the implementation date should concur with the next planned BIC directory publication date.</p>		
Preferred implementation date	 Saturday July 18 2009	3.01
FIN Service Configuration		
<p>Subscription to FIN based services required for test environment or a live destination for live environment. IMPORTANT: If you want to subscribe to a service, you must remove the BIC from the field (BIC8 to be registered in the service)</p>		
FIN service code	<input type="text" value="SRV"/>	4.01
BIC8 to be registered in the service	<input type="text" value="please select"/>	4.02
CUG Category	 Participant	4.03

- Question

- 3.01: please mention a date as per communicated by the Service administrator:
- 4.02: Enter test or live BIC depending whether you are completing test or live E-mssf.

7) – Once completed, please click on the orange button ‘Continue’.

8) – The system will display a recap of your order and will ask you to read and confirm your order and accept the related terms & conditions.

Terms and Conditions


Use of this ordering service is subject to the [SWIFT Ordering Service - Terms and Conditions](#). SWIFT will process any personal data you provide according to the [SWIFT Privacy Statement](#). The provision and use of the ordered service or product above are subject to the [SWIFT General Terms and Conditions](#).

Order history

User	Status	Time of change
No history found		

Tick here to confirm your order details and to accept the terms and conditions above. Then click 'Order Now'.

[◀ BACK](#) [▶ Order now](#)

SWIFT © 2009 

[Privacy statement](#) [Terms of use](#) [Contacts](#) [Feedback](#) [Sitemap](#)

When successfully completed, you will get an order reference and an e-mail with your order details.

Reminder: you have to submit the **E-mssf** twice: once for testing and once for live.